

**Information:** The content of this document, in particular the mentioned models, is protected by copyrights and/or design rights. The present document and its content is communicated to you for information purposes only. Any partial or total reproduction or any other use without our prior written permission is strictly prohibited.

This technical sheet remains subject to possible changes. **All dimensions are in ft inch**, unless mentioned otherwise. Extremis is not responsible for the errors in the documentation of products. All measurements are approximate and are provided for informational purposes only.

**TECH SHEET**  
20150708

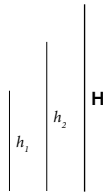
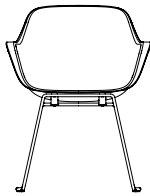
# CAPTAIN'S CHAIRS

**{extremis}**  
tools for togetherness




**Versions:**


*Sliding chair | High Sliding chair | Rolling chair | Paw chair |  
Woody's chair | High Woody's chair | Swivel chair*



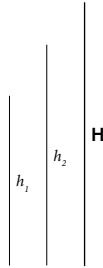

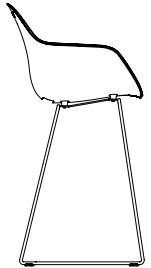
Dimensions (ft inch)	L	W	H	$l_1$	$w_1$	$h_1$	$h_2$
Sliding chair	2' 0"	2' 1"	2' 8"	1' 9"	1' 9"	1' 5"	2' 1"



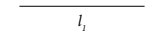
L



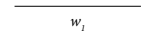
W



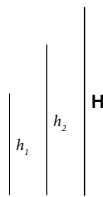
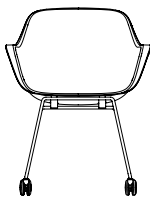
Dimensions (ft inch)	L	W	H	$l_1$	$w_1$	$h_1$	$h_2$
High Sliding chair	1' 11"	2' 1"	3' 8"	1' 9"	1' 9"	2' 5"	3' 1"



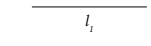
L



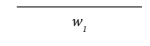
W



Dimensions (ft inch)	L	W	H	$l_1$	$w_1$	$h_1$	$h_2$
Rolling chair	1' 11"	2' 1	2' 8"	1' 7"	1' 6"	1' 7"	2' 1"



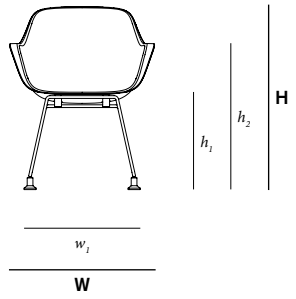
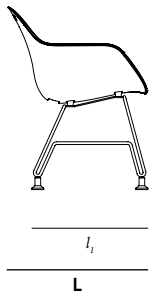
L



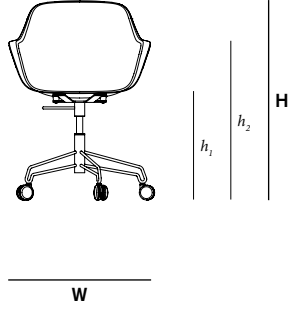
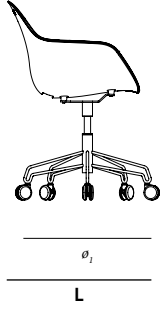
W



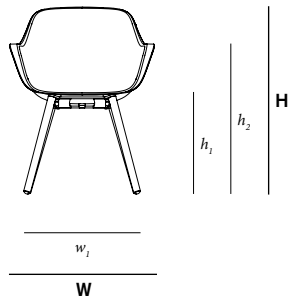
WWW.EXTREMIS.BE



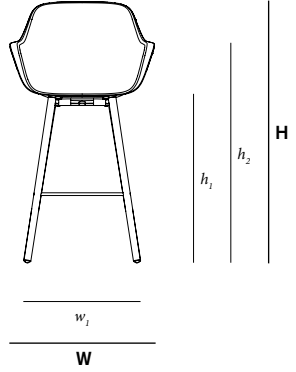
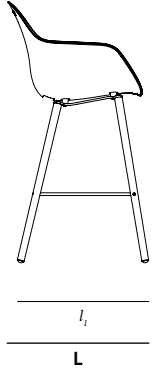
Dimensions (ft inch)	L	W	H	$l_1$	$w_1$	$h_1$	$h_2$
Paw chair	2' 0"	2' 1"	2' 7"	1' 7"	1' 7"	1' 5"	2' 1"



Dimensions (ft inch)	L	W	H	$o_1$	$h_1$	$h_2$
Swivel chair (max height)	1' 4"	2' 1"	2' 11"	1' 11"	1' 8"	2' 4"
Swivel chair (min height)	1' 4"	2' 1"	2' 9"	1' 11"	1' 5"	2' 2"

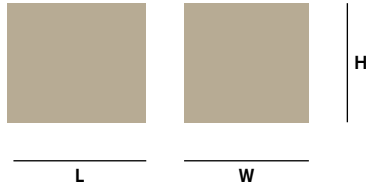


Dimensions (ft inch)	L	W	H	$l_1$	$w_1$	$h_1$	$h_2$
Woody chair	2' 0"	2' 1"	2' 8"	1' 7"	1' 8"	1' 5"	2' 1"



Dimensions (ft inch)	L	W	H	$l_1$	$w_1$	$h_1$	$h_2$
High Woody chair	2' 0"	2' 1"	3' 8"	1' 10"	1' 8"	2' 5"	3' 1"


BOX 1: SHELL



BOX 4: FRAME



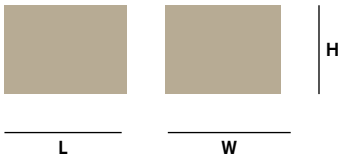
BOX 2: FRAME



BOX 5: LEGS



BOX 3: SHELL + FRAME



Box dimensions (mm)		L	W	H	Qty (#)	Volume (ft <sup>3</sup> )	Gross weight (lb)	Net weight (lb)	Packaging weight (lb)
Sliding chair	Box 1	2' 4"	2' 2"	1' 7"	1	8,48	15,87	8,82	7,05
	Box 2	1' 11"	1' 11"	1' 6"	1	5,65	15,22	7,72	7,50
	<b>total:</b>					<b>14,13</b>	<b>31,09</b>	<b>16,54</b>	<b>14,55</b>
High Sliding chair	Box 1	2' 4"	2' 2"	1' 7"	1	8,48	15,87	8,82	7,05
	Box 2	1' 11"	1' 11"	2' 5"	1	9,18	18,96	11,46	7,50
	<b>total:</b>					<b>17,66</b>	<b>34,83</b>	<b>20,28</b>	<b>14,55</b>
Rolling chair	Box 1	2' 4"	2' 2"	1' 7"	1	8,48	15,87	8,82	7,05
	Box 2	1' 11"	1' 11"	1' 6"	1	5,65	16,45	8,95	7,50
	<b>total:</b>					<b>14,13</b>	<b>32,32</b>	<b>17,77</b>	<b>14,55</b>
Paw chair	Box 1	2' 4"	2' 2"	1' 7"	1	8,48	15,87	8,82	7,05
	Box 2	1' 11"	1' 11"	1' 6"	1	5,65	15,66	8,16	7,50
	<b>total:</b>					<b>14,13</b>	<b>31,53</b>	<b>16,98</b>	<b>14,55</b>
Swivel chair	Box 3	2' 1"	2' 0"	1' 6"	1	6,71	27,66	21,05	6,61
Woody's chair	Box 1	2' 4"	2' 2"	1' 7"	1	8,48	15,87	8,82	7,05
	Box 4	1' 4"	1' 3"	0' 2"	1	0,35	6,74	5,86	0,88
	Box 5	2' 10"	0' 6"	0' 3"	1	0,35	6,68	5,93	0,75
	<b>total:</b>					<b>9,18</b>	<b>29,29</b>	<b>20,61</b>	<b>8,68</b>
High Woody's chair	Box 1	2' 4"	2' 2"	1' 7"	1	8,48	15,87	8,82	7,05
	Box 4	1' 4"	1' 3"	0' 2"	1	0,35	9,26	8,38	0,88
	Box 5	2' 10"	0' 6"	0' 3"	1	0,35	9,72	8,97	0,75
	<b>total:</b>					<b>9,18</b>	<b>34,85</b>	<b>26,17</b>	<b>8,68</b>

There are **maximum 6 shells per box**: 10,24 ft<sup>3</sup> | Gross weight (lb): 52,91 | Net weight (lb): 59,97

There are **maximum 6 sliding frames per box**: 6,36 ft<sup>3</sup> | Gross weight (lb): 46,30 | Net weight (lb): 53,79

There are **maximum 2 high sliding frames per box**: 9,53 ft<sup>3</sup> | Gross weight (lb): 22,93 | Net weight (lb): 30,42

There are **maximum 6 rolling frames per box**: 6,36 ft<sup>3</sup> | Gross weight (lb): 53,70 | Net weight (lb): 61,27

There are **maximum 6 paw frames per box**: 6,36 ft<sup>3</sup> | Gross weight (lb): 48,94 | Net weight (lb): 56,44

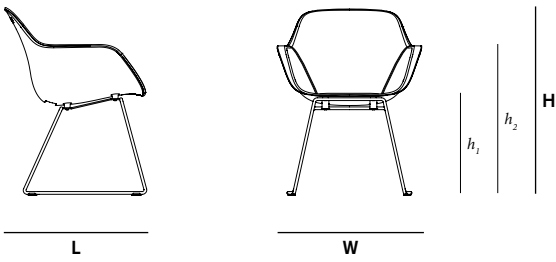
**OPTIONAL CUSHION**



Dimensions (ft inch)	L	W	H
Cushion	1' 6"	1' 5"	0' 1"

The cushions are delivered inside the box of the shells.

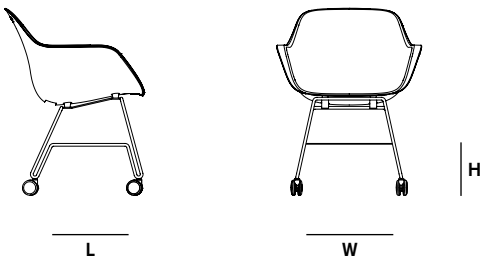
**OPTIONAL UPHOLSTERY**



Dimensions (ft inch)	L	W	H	$h_1$	$h_2$
Upholstery	2' 0"	2' 1"	2' 8"	1' 6"	2' 2"

The back of the shell is not upholstered.


**OPTIONAL STORAGE NET**



Dimensions (ft inch)	L	W	H
Rolling chair	1' 4"	0' 11"	0' 8"

The storage net is delivered inside the box of the shells.  
Only compatible with Captain's Rolling chair and Captain's Paw chair

## SHELL



White



Black

## SLIDING FRAME



White  
(RAL 9003)



Black  
(RAL 9005)



## CUSHIONS / UPHOLSTERY



Anthracite grey



Mustard yellow



Silver grey



Sky blue



Materials	Key facts	Thickness	Layer thickness	Density	In/outdoor	Water	UV colour fastness	Flame retarding
		inch	micron					
Polypropylene shell	<ul style="list-style-type: none"> <li>reinforced polypropylene (17% fibre glass)</li> </ul>	5 - 8	n.a.	0,05 10 <sup>3</sup> lb/ft <sup>3</sup>	outdoor & indoor	n.a.	very good UV-resistance	/
Powder coated steel legs	<ul style="list-style-type: none"> <li>easy to clean</li> <li>cold galvanised, then powder coated</li> </ul>	12	100	0,47 10 <sup>3</sup> lb/ft <sup>3</sup>	outdoor & indoor	n.a.	very good: colour can fade a little bit when exposed to UV	NEN-EN13501-1 A1 *
Stainless steel legs	<ul style="list-style-type: none"> <li>high rusting resistance</li> <li>periodical maintenance</li> </ul>	12	n.a.	0,50 10 <sup>3</sup> lb/ft <sup>3</sup>	outdoor & indoor	n.a.	very good	NEN-EN13501-1 A1 *
Jatoba legs	<ul style="list-style-type: none"> <li>exceptional quality</li> <li>characteristics: durability &amp; stability</li> <li>bleeds when wood is exposed to rain for the first few times</li> <li>the dye is water-soluble</li> </ul>	35	n.a.	48,69 lb/ft <sup>3</sup>	outdoor & indoor	n.a.	untreated wood turns grey after a while	/
Felt cushion & upholstery	<ul style="list-style-type: none"> <li>100% virgin wool felt</li> <li>polyester fibre spring filling</li> <li>50.000 Martindale</li> <li>pilling = 4 (scale 1 - 5)</li> </ul>	20	n.a.	16,22 oz/ft <sup>2</sup>	store indoors	n.a.	(ISO 105-B02: 2014)	/
Pvc coated polyester mesh	<ul style="list-style-type: none"> <li>extremely strong</li> <li>exceptional tear strength</li> <li>excellent UV-resistance</li> <li>robust</li> <li>100% recyclable</li> </ul>	0,7	n.a.	20,81 oz/ft <sup>2</sup>	outdoor & indoor	n.a.	≥ 7 (QUVTEST T30-036 lamp UVA 340)	DIN 4102-B2/M2 **



\* NEN-EN13501-1 A1

Class A1 products will not contribute in any stage of the fire including the fully developed fire. For that reason they are assumed to be capable of satisfying automatically all requirements of all lower classes.

\*\* DIN 4102 - B2/M2:

Kleinbrenner: Class B2: All materials used in buildings in Germany need to meet the B2 requirement which is determined using a small flame test.

## APPLICATIONS

### OUTDOOR

**Private:** on terraces, patios, ...

**Public:** hotel and catering industry,  
company terraces, public spaces, ...

### INDOOR

**Private:** dining table, desk, ...

**Public:** hotel, restaurant, office,  
meeting room, bar, office, ...

Captain's chair combines perfectly with Marina Table, Marina Combi & Pontsün.



## WARNING

Stains should be removed immediately with a clean, soft cloth, particularly in case of dark-coloured liquids such as wine, ink, coffee, coke, oil and bird droppings. If left to dry, these liquids may cause permanent damage!



## INSTRUCTIONS

Captain's chair can only be mounted with a hexagon socket wrench no. 4.

## GOOD TO KNOW

1. Because the shells and frames are separately stackable, they do not take a lot of transport volume.

There are maximum 6 shells per box: 9,53 ft<sup>3</sup>  
There are maximum 6 frames per box: 7,42 ft<sup>3</sup>

2. The Captain's Rolling & Captain's Swivel chair are made for indoor use only.

3. The upholstered shell is made for indoor use only.

4. No need for extra straps to fix the cushions.

5. There is a water drain and ventilation hole in the shell.

## F.A.Q.

*Q: Is the chair weatherproof?*

A: Yes, the shell and frame of the Captain's chair are made of durable, UV- & water proof materials. The shape of the shell makes sure water can evacuate easily. The cushions however should be stored inside.

## MAINTENANCE

Download the manuals from our website for maintenance instructions.