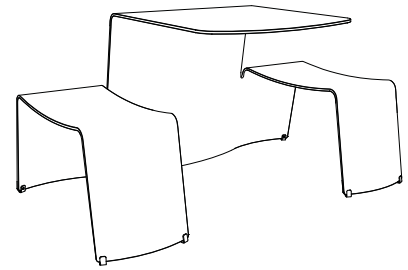


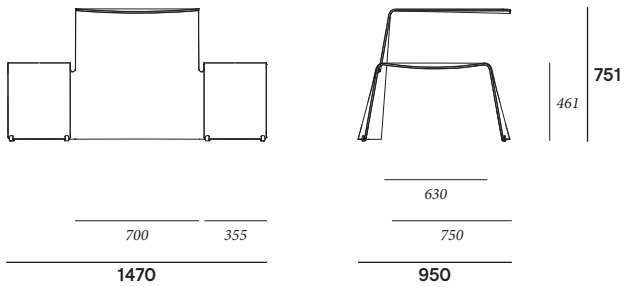
# Picnik

© design by Dirk Wynants & Xavier Lust



Floor fastening  
 Floor fastening heavy duty  
 Protective feet

## Picnik



### BOX 1: PICNIK



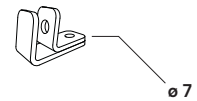

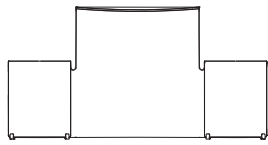
Box dimensions (mm)		L	W	H	Qty (#)	Volume (m <sup>3</sup> )	Gross weight (kg)	Net weight (kg)	Packaging weight (kg)
Picnik	Box 1	1500	1000	790	1	1,19	73,70	60,20	13,50

**extremis®**

The content of this document, in particular the mentioned models, is protected by copyrights and/or design rights. The present document and its content is communicated to you for information purposes only. Any partial or total reproduction or any other use without our prior written permission is strictly prohibited. This technical sheet remains subject to possible changes. **All dimensions are in mm**, unless mentioned otherwise. Extremis is not responsible for the errors in the documentation of products. All measurements are approximate and are provided for informational purposes only.

**Tech sheet**  
 20170823

## Floor fastening

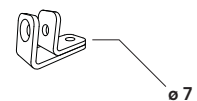
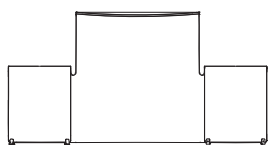


### BOX 2: FLOOR FASTENING



Box dimensions (mm)		L	W	H	Qty (#)	Volume (m <sup>3</sup> )	Gross weight (kg)	Net weight (kg)	Packaging weight (kg)
Floor fastening	Box 2	200	140	140	1	0,01	0,33	0,26	0,07

## Floor fastening heavy duty


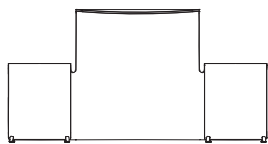


### BOX 2: FLOOR FASTENING HEAVY DUTY



Box dimensions (mm)		L	W	H	Qty (#)	Volume (m <sup>3</sup> )	Gross weight (kg)	Net weight (kg)	Packaging weight (kg)
Floor fastening heavy duty	Box 3	200	140	140	1	0,01	0,41	0,36	0,07

## Protective feet




### BOX 2: PROTECTIVE FEET




Box dimensions (mm)		L	W	H	Qty (#)	Volume (m <sup>3</sup> )	Gross weight (kg)	Net weight (kg)	Packaging weight (kg)
Protective feet	Box 4	200	140	140	1	0,01	0,49	0,42	0,07

## Materials & colours




**Structured powder-coated**



Structured powder-coating\*

---

**Glossy powder-coated**



Colour on request

\*Subject to change, check price list or [www.extremis.com](http://www.extremis.com)

Materials	Key facts	Thickness	Layer thickness	Density	In/outdoor	Water	UV colour fastness	Flame retarding
		mm	micron					
Structured powder-coated aluminium	<ul style="list-style-type: none"> <li>• A technique of applying dry paint to a part</li> <li>• Electrostatically charged and sprayed onto the object</li> <li>• Placed in an oven and powder particles melt and coalesce to form a continuous film</li> <li>• Scratch-resistant</li> </ul>	10	50 - 100	2,70 10 <sup>3</sup> kg/m <sup>3</sup>	Outdoor & indoor	n.a.	Very good: colour can fade to some extent when exposed to UV	NEN-EN 13501-1 A2-s1*
Glossy powder-coated aluminium	<ul style="list-style-type: none"> <li>• A technique of applying dry paint to a part</li> <li>• Electrostatically charged and sprayed onto the object</li> <li>• Placed in an oven and powder particles melt and coalesce to form a continuous film</li> </ul>	10	50 - 100	2,70 10 <sup>3</sup> kg/m <sup>3</sup>	Outdoor & indoor	n.a.	Very good: colour can fade to some extent when exposed to UV	NEN-EN 13501-1 A2-s1*

\* NEN-EN13501-1 A2-s1

Satisfying the same criteria as class B for the SBI-test according to EN 13823. In addition, under conditions of a fully developed fire these products will not significantly contribute to the fire load and fire growth.

## Applications

**Residential:** living room, kitchen, on terraces, patios or courtyard. Indoor as well as outdoor.

**Project:** hotel and catering industry, company terraces, public spaces, squares, event venues, schools, ...

## F.a.q.

*Q: Is it possible to stack the table?*

*A:* It is possible, but as it is quite heavy, it is not so often done. To avoid damage, use blankets.

*Q: Is it easy to move the table?*

*A:* With two people this is very doable.

## Maintenance

Find maintenance instructions at the downloads section of [extremis.com](http://extremis.com) for:

POWDER-COATED ALUMINIUM

- Clean with lukewarm water and a mild detergent

## Website

[www.extremis.com/picnik](http://www.extremis.com/picnik)

## Awards



## Floor fastening

Picnik comes with an optional floor fastening set: four stainless steel feet to be fixed with bolts. Use suitable bolts or screws from a DIY store (depending on the material your terrace is made of, and combine them with this four-part floor-fastening set.

*Floor fastening*



*Floor fastening heavy duty*



## Good to know

- There are several indoor and outdoor versions available. The powder-coated versions and the glossy powder-coated version can be used both indoors and outdoors.
- The high gloss version is available on request and is for indoor use only.
- There are also protective feet for indoor use.
- Also a miniature version of this iconic piece is available in shops.
- Picnik is cut out of one aluminium sheet without any loss of material.

