

Hopper combo

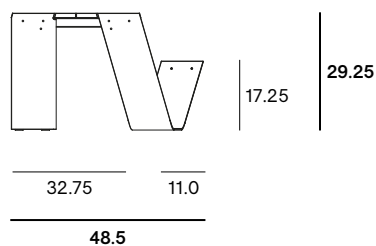
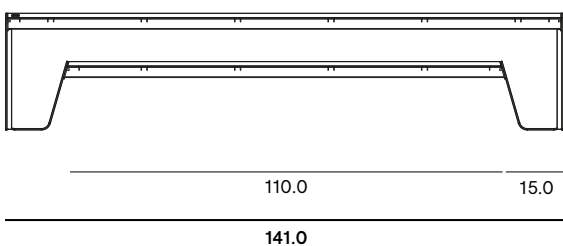

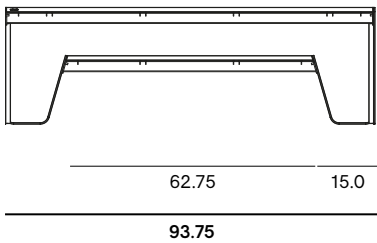
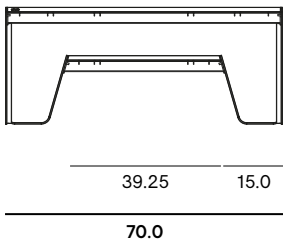
© Design by Dirk Wynants for Extremis, 2010

extremis®



Dimensions

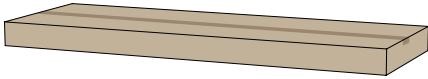
The Hopper combo is available in 4 lengths



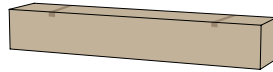
Box dimensions

The Hopper combo comes in 4 boxes

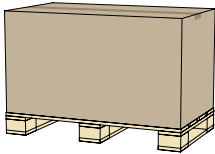
Box 1: Tabletop



Box 2: bench



Box 3: Picnic legs + mounting kit



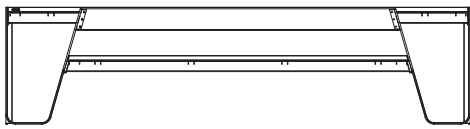

Box 4: Straight legs



Box dimensions (inch)		L	W	H	Qty	Volume (ft ³)	Gross weight (lb)	Net weight (lb)	Packaging weight (lb)
Hopper combo 180	Box 1	78.75	34.25	6.0	1	9.18	115.52	104.50	11.02
	Box 2	39.25	15.5	10.0	1	2.83	31.31	28.22	3.09
	Box 3	44.25	25.0	24.5	1	15.89	82.45	46.74	35.71
	Box 4	36.0	12.5	4.25	1	1.06	33.07	28.66	4.41
	Total:						28.96	262.35	208.12
Hopper combo 240	Box 1	97.25	34.25	6.0	1	11.30	150.80	137.13	13.67
	Box 2	65.0	15.5	10.0	1	4.59	48.50	45.86	2.65
	Box 3	44.25	25.0	24.5	1	15.89	82.45	46.74	35.71
	Box 4	36.0	12.5	4.25	1	1.06	33.07	28.66	4.41
	Total:						32.84	314.82	258.39
Hopper combo 300	Box 1	119.67	34.25	6.0	1	14.12	182.10	164.02	18.08
	Box 2	95.25	15.5	10.0	1	7.06	68.34	59.08	9.26
	Box 3	44.25	25.0	24.5	1	15.89	82.45	46.74	35.71
	Box 4	36.0	12.5	4.25	1	1.06	33.07	28.66	4.41
	Total:						38.13	365.96	298.5
Hopper combo 360	Box 1	147.05	34.25	6.0	1	17.30	212.53	191.80	20.72
	Box 2	119.0	15.5	10.0	1	8.83	83.56	78.71	4.85
	Box 3	44.25	25.0	24.5	1	15.89	82.45	46.74	35.71
	Box 4	36.0	12.5	4.25	1	1.06	33.07	28.66	4.41
	Total:						43.08	411.61	345.91

Backrest

The backrest is available in 4 lengths



L

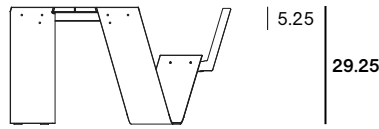
Backrest box

The backrests comes in 2 boxes

Box 5: support (2x)



Box 6: Wooden plank



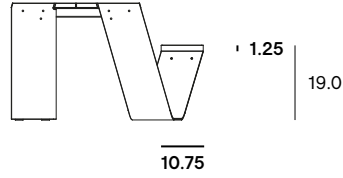
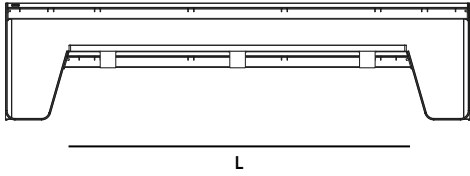
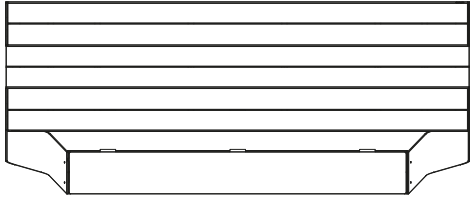
55.75

Dimensions (inch)	L
Backrest for 180	31.25
Backrest for 240	54.75
Backrest for 300	78.5
Backrest for 360	102.25

Box dimensions (inch)		L	W	H	Qty	Volume (ft ³)	Gross weight (lb)	Net weight (lb)	Packaging weight (lb)
Backrest for 180	Box 5	20.75	10.5	2.0	1	0.35	4.85	3.53	1.32
	Box 6	34.5	6.5	2.25	1	0.35	7.50	6.61	0.88
Total:						0.70	12.35	10.14	2.20
Backrest for 240	Box 5	20.75	10.5	2.0	1	0.35	4.85	3.53	1.32
	Box 6	59.0	6.5	2.25	1	0.35	12.35	11.46	0.88
Total:						0.70	17.20	15.00	2.20
Backrest for 300	Box 5	20.75	10.5	2.0	1	0.35	4.85	3.53	1.32
	Box 6	82.75	6.5	2.25	1	0.71	16.98	15.43	1.54
Total:						1.06	21.83	19.00	2.90
Backrest for 360	Box 5	20.75	10.5	2.0	1	0.35	4.85	3.53	1.32
	Box 6	106.25	6.5	2.25	1	0.71	23.81	22.49	1.32
Total:						1.06	28.66	26.00	2.60

Cushion

The cushions are available in 4 lengths



Cushion bag

The cushion comes in 1 plastic bag

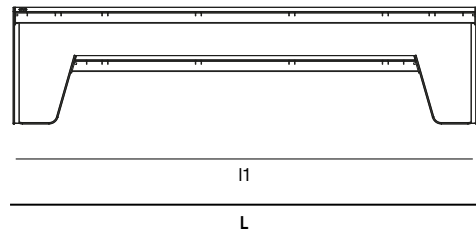
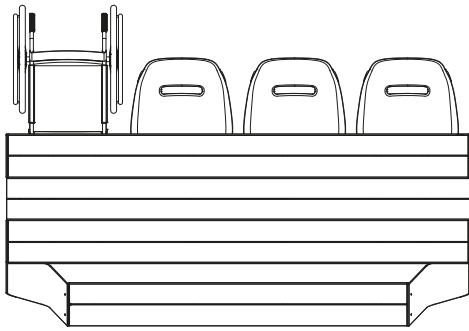
Bag 1: cushion

Dimensions (inch)	L
Cushion for 180	38.25
Cushion for 240	61.75
Cushion for 300	85.5
Cushion for 360	109.0

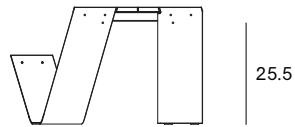
Box dimensions (inch)		L	W	H	Qty	Volume (m3)	Gross weight (kg)	Net weight (kg)	Packaging weight (kg)
Cushion for 180	Bag 1	38.25	10.75	1.25	1	0.35	2.65	2.65	0.00
Cushion for 240	Bag 1	61.75	10.75	1.25	1	0.35	3.53	3.53	0.00
Cushion for 300	Bag 1	85.5	10.75	1.25	1	0.71	4.41	4.41	0.00
Cushion for 360	Bag 1	109.0	10.75	1.25	1	0.71	5.29	5.29	0.00

Wheelchair accessibility dimensions

As specifications for wheelchair accessibility vary around the world, please review the dimensions below to ensure the measurements of each solution meet the specifications of your local requirements



Only accessible on side with no bench




Dimensions (inch)	L	l1
Hopper combo 180	70.0	69.25
Hopper combo 240	93.75	93.0
Hopper combo 300	117.25	116.5
Hopper combo 360	141.0	140.25


Materials & colors

Check price list or www.extremis.com for current materials & colors

Tabletop, bench & backrest




Iroko hardwood



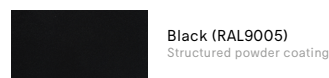
Hellwood

Frame

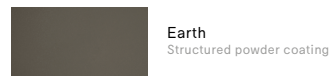


Galvanized steel


Legs & backrest supports



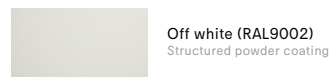
Black (RAL9005)
Structured powder coating



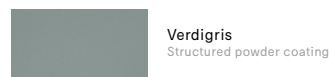
Earth
Structured powder coating



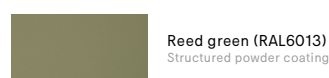
Beach beige (RAL1019)
Structured powder coating



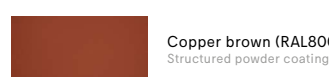
Off white (RAL9002)
Structured powder coating



Verdigris
Structured powder coating



Reed green (RAL6013)
Structured powder coating




Copper brown (RAL8004)
Structured powder coating


Sunbrella® cushions




Grey chiné
Sunbrella Natté



Dark taupe
Sunbrella Natté




Coconut
Sunbrella Savane




Marble
Sunbrella Lopi




Charcoal
Sunbrella Lopi



Leaf green
Sunbrella Heritage



Rust
Sunbrella Heritage

Materials	Key facts	Thickness	Layer thickness	Density	In/outdoor	Water	UV color fastness	Flame retarding
		inch	micron					
Iroko tabletop & bench	<ul style="list-style-type: none"> Durability CLASS 1 Feels comfortable in all weather conditions Advisable to oil the wood 	1.18	n.a.	37 à 44 lb/ft ³	Outdoor & indoor	n.a.	Untreated wood turns grey after a while	/
Hellwood tabletop & bench	 <ul style="list-style-type: none"> Durability CLASS 1 Carries the PEFC™ label for durable forestry Feels comfortable in all weather conditions Advisable to oil the wood 	1.18	n.a.	37 kg/m ³	Outdoor & indoor	n.a.	Untreated wood turns grey after a while	/
Hot dip galvanized steel frame	<ul style="list-style-type: none"> Most durable method for protecting metal from rusting Protective layer Very long life span 100% recyclable Cradle to Cradle Certified™ 	0.07-0.23	50 - 100	0,47 10 ³ lb/ft ³	Outdoor & indoor	n.a.	Very good, galvanization will however become less shiny when used outdoors	NEN-EN13501-1 A1 *
Structured powder coated aluminium legs and backrest supports	<ul style="list-style-type: none"> A technique of applying dry paint to a part Electrostatically charged and sprayed onto the object More scratch-resistant than non structured powder coating 	0.31	50 - 100	0,47 10 ³ lb/ft ³	Outdoor & indoor	n.a.	Very good: color can fade to some extent when exposed to UV	NEN-EN13501-1 A2-s1 **
Sunbrella® cushions	<ul style="list-style-type: none"> 100% Sunbrella Acrylic Best outdoor fabric available for making cushions Dirt repellent Not waterproof, store inside! Machine washable at max. 30°C. Ironing restores the protective layer 	0.01	n.a.	9.52 oz/ft ²	Outdoor & indoor	The fabric has a water column of 350 mm (EN 20811)	7/8 (ISO 105-B02)	/

NEN-EN13501-1 A1

Class A1 products will not contribute to fire in any stage, including fully developed fire. For this reason, they are assumed to be capable of satisfying all requirements of all lower classes as well.

NEN-EN13501-1 A2-s1


Satisfying the same criteria as class B for the SBI-test according to EN 13823. In addition, under conditions of a fully developed fire these products will not significantly contribute to the fire load and fire growth


Warranty

Our quality promise, made solid. Material based warranty.

Each material has unique properties, and the warranty covers issues specific to each. Steel should not rust, coatings should not peel, and wood should not rot. We have outlined the warranty coverage for all materials in our Warranty Chart for your convenience.

Based on our 30 years of expertise with wood, fabrics and metals, we now offer 5 to 15 years warranty.

	<p>GALVANIZED STEEL Enjoy an impressive 15-year warranty on all galvanized steel parts. We proudly use this exceptional Cradle to Cradle certified technique to protect steel from rusting, incorporating it into nearly all our designs.</p>
	<p>COATED METALS, STAINLESS STEEL, WOOD AND SUNBRELLA We offer a comprehensive 5-year warranty on all powder coated metal parts, stainless steel components, wooden parts, and Sunbrella fabrics. This extension ensures that all key materials of our products are covered</p>

						
	Galvanized steel	Stainless steel	Coated metals	Wood species	Sunbrella fabrics	Other materials
Structural — Functional	15 years	5 years	5 years	5 years	5 years	2 years
Rust	15 years	5 years	5 years			
Wood rot				5 years		
Cracks				5 years for cracks > 4 mm		
Terms apply: Please read our commercial warranty statement here						

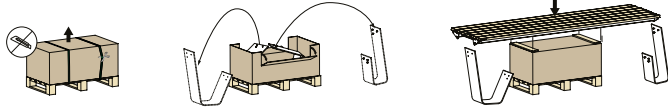
Good to know

- 'Hopper' stands for 'Hop Picker', because the range is inspired by hop gardens, harvests and beer fests.
- PEFC™ certified wood originates from sustainably managed forests.
- The Hopper picnic legs are cut out of an aluminium or metal sheet nearly without any loss of material.
- Hopper combo allows you to add more seating comfort with Captain's chairs, and allows kids in a kids chair or people in a wheelchair to join the company.



Important

- Use our packaging material for better support to attach the legs to the tabletop.
 1. Leave the box on the pallet.
 2. Remove the lid of the box.
 3. Take the legs out of the box.
 4. Put the lid back on the box.
 5. Put the tabletop on top of the box.
 6. Assemble the Hopper combo.



F.A.Q.

Q: *Won't those wide boards curl up after a while?*

A: Iroko hardwood & Hellwood are very stable types of wood and Class I. Nevertheless, the tabletop is completely supported by a galvanised frame to which each board is attached separately. The wood has no structural function.

Maintenance

www.extremis.com/maintenance

POWDER COATED PARTS

- Use Extremis multi cleaner, a 100% biodegradable detergent or common kitchen cleaning products. Avoid using aggressive products. These surfaces are best cleaned with a neutral cleaning product diluted in water.

GALVANIZED PARTS

- Clean with lukewarm water and a mild detergent or Extremis multi cleaner.

WOOD




- Clean regularly with mild detergent.
- Thorough cleaning with Extremis Wood Cleaner.
- Oil the wood with Extremis Wood Protector. We recommend oiling the wood at regular intervals depending from location and general weather conditions.
- In order to smoothen the surface again after a thorough cleaning, lightly sand your wood with 120 grit sanding paper or a sanding pad.

SUNBRELLA

- Shake or brush off loose dirt immediately.
- Spray Extremis Multi Cleaner.
- Use a soft brush and make circular movements.
- Let the suds soak in for a moment.
- Rinse thoroughly to remove all soap residue.
- Simply allow to dry.
- It's also possible to put the cushion in a washing machine (max 40°C). Follow the cleaning instruction on the label.
- If the cushion has metal brackets, we recommend turning the cover inside out first to avoid damaging the washing machine. In this case, leave the zipper open about 4 inch.

RECOMMENDED USE

- For Extremis Wood protector:

 1L	 0.5L	
3 to 5 wood care treatments for 180	1 to 3 wood care treatments for 180	200 - 300 ml for one Hopper combo 180
2 to 4 wood care treatments for 240	1 to 2 wood care treatments for 240	250 - 350 ml for one Hopper combo 240
2 to 3 wood care treatments for 300	1 to 2 wood care treatments for 300	300 - 400 ml for one Hopper combo 300
1 to 2 wood care treatments for 360	1 wood care treatments for 360	350 - 500 ml for one Hopper combo 360

Warnings

General

- Do not use any sharp tools to open the packaging.
- We strongly advise against using power tools.
- Tripping hazard, mind your step.
- Do not put out cigarettes on the table.
- Not graffiti proof.
- Do not leave children unattended whilst playing on the table.
- To avoid danger of suffocation, keep plastic bags away from babies and children.
- Colors can differ over years and from batch to batch.

Product

- Do not drag the table, but carry it with minimum 2 people.
- The packaging material of the legs must stay intact, you need it to attach the legs to the tabletop.
- 180: max. 4 people or 705 lb per bench - 240: max. 5 people or 882 lb per bench - 300: max. 6 people or 1058 lb per bench - 360: max. 7 people or 1235 lb per bench.
- Regularly clean the flat surface of the legs.

Wood

- When delivered, the wood is untreated.
- Wood is a natural material and its look is different for every slat, plank and tree.
- Wood will gradually become rougher and start to

turn grey as a consequence of exposure to the sun and rain. We recommend oiling the wood at regular intervals depending from location and general weather conditions.

- Clean regularly with mild detergent. Never use a high pressure cleaner as this will roughen the wood's smooth surface and irreparably damage the wood's fiber.
- Thorough cleaning with Extremis Wood Cleaner.
- We strongly recommend that you treat your wood with wood protector to protect it from stains - small cracks and crevices can also appear as part of this process. We strongly advise everyone to treat the furniture with our Wood Protector.

Galvanized steel

- Galvanization will become less shiny when used outdoors.
- Flame retarding - NEN-EN13501-1 A1 - Class A1 products will not contribute to fire in any stage, including fully developed fire. For this reason, they are assumed to be capable of satisfying all requirements of all lower classes as well.
- Possible impurities in the immersion tank can cause black marks during galvanization, which are intrinsic to this industrial finishing technique.
- White marks on this zinc layer are also intrinsic to this procedure and will disappear when the furniture is put outdoors.

- This industrial finishing technique may result in a rougher surface. This is intrinsic to the process.

Powder coating

- White powder coating requires more maintenance.
- Do not use abrasive scouring powders or scourers as they will scratch the surface.
- Color can fade to some extent when exposed to UV.
- Flame retarding - NEN-EN13501-1 A2-sl - Satisfying the same criteria as Class B for the SBI-test according to EN13823. In addition, under conditions of a fully developed fire these products will not significantly contribute to the fire load and fire growth.
- Dark colors can get very hot in sunny weather.

Sunbrella

- Not waterproof, store inside!
- Shake or brush off loose dirt immediately.
- UV color fastness: 7/8 (ISO 105-B02).

The content of this document, in particular the mentioned models, is protected by copyrights and/or design rights. The present document and its content is communicated to you for information purposes only. Any partial or total reproduction or any other use without our prior written permission is strictly prohibited. This technical sheet remains subject to possible changes. All dimensions are in **inch**, unless mentioned otherwise. Extremis is not responsible for the errors in the documentation of products. All measurements are approximate and are provided for informational purposes only.

Tech sheet

20250514