

# Inumbrina

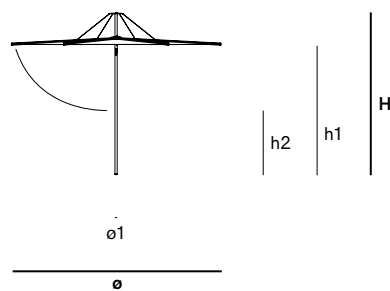
© Design by Dirk Wynants for Extremis, 2009

**extremis®**



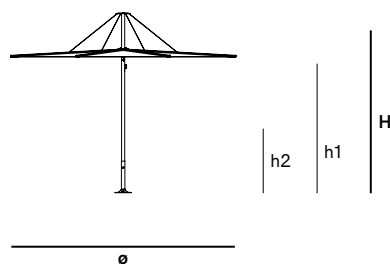
## Dimensions

The Inumbrina is available in 2 dimensions



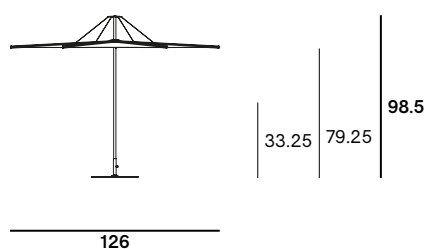
Dimensions (inch)	ø	H	h1	h2	ø1
<b>Inumbrina large</b>	149.5	110.0	84.5	31.5	2.0
<b>Inumbrina medium</b>	126.0	98.5	79.25	33.25	1.5

In combination with floor fastening

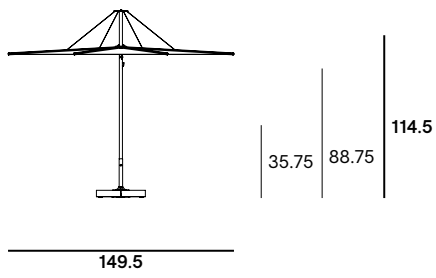


Dimensions (inch)	ø	H	h1	h2
<b>Inumbrina large</b>	149.5	110.0	84.5	31.5
<b>Inumbrina medium</b>	126.0	98.5	79.25	33.25

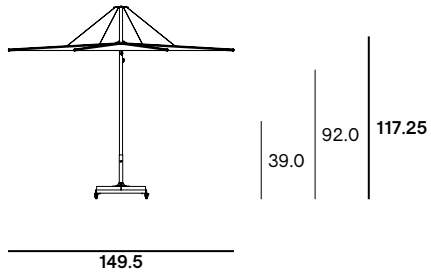
In combination with parasol base  
Only for Inumbrina medium



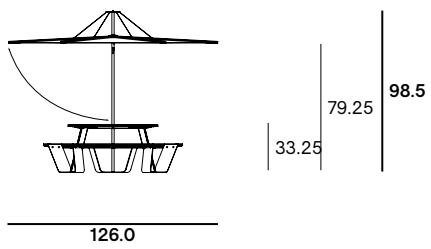
In combination with concrete base  
Only for Inumbrina large



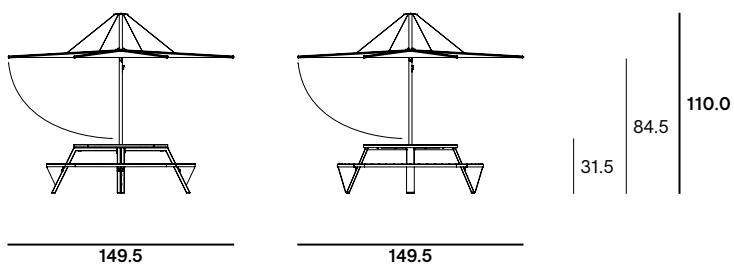
In combination with concrete wheel base  
Only for Inumbrina large



In combination with Anker  
Only for Inumbrina medium



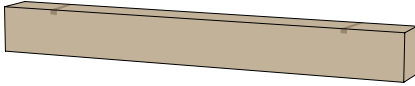
In combination with Gargantua & Pantagruel  
Only for Inumbrina large



## Box dimensions

The Inumbrina comes in 1 box

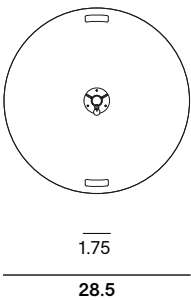
[Box 1: Inumbrina + cover](#)



Box dimensions (inch)		L	W	H	Qty	Volume (ft <sup>3</sup> )	Gross weight (lb)	Net weight (lb)	Packaging weight (lb)
Inumbrina large	Box 1	111.5	10.25	11.5	1	7,42	60,08	50,71	9,37
Inumbrina medium	Box 1	104.25	10.25	11.5	1	7,06	44,54	35,94	8,60

## Parasol base

The parasol base for Inumbrina medium is available in 2 versions



## Floor fastening box

The parasol base comes in 2 or 3 boxes

[Box 2: Floor fastening](#)



[Box 3: Galvanized base plate](#)

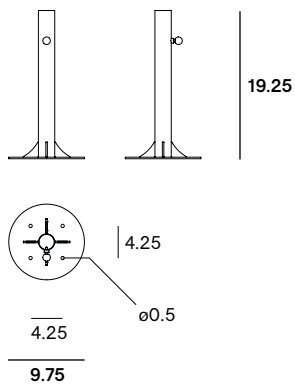


Dimensions (inch)	H	h1
Parasol base - standard	11.5	0.25
Parasol base - heavy duty	11.75	0.5

Box dimensions (inch)		L	W	H	Qty	Volume (ft <sup>3</sup> )	Gross weight (lb)	Net weight (lb)	Packaging weight (lb)
Parasol base - standard	Box 2	17.75	6.0	3.5	1	0,35	3,09	2,65	0,44
	Box 3	30.0	30.0	1.25	1	0,71	56,22	55,12	1,10
Total:						<b>1,06</b>	<b>59,31</b>	<b>57,77</b>	<b>1,54</b>
Parasol base - heavy duty	Box 2	17.75	6.0	3.5	1	0,35	3,09	2,65	0,44
	Box 3	30.0	30.0	1.25	2	1,41	112,43	110,23	2,20
Total:						<b>1,76</b>	<b>115,52</b>	<b>112,88</b>	<b>2,64</b>

## Floor fastening - Large

The floor fastening for Inumbrina large is available in one dimension



## Floor fastening box

The floor fastening comes in 1 box

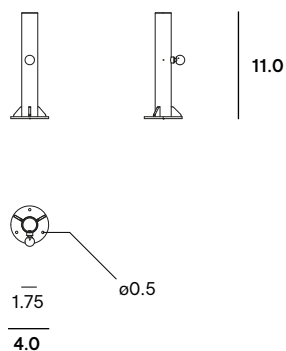
Box 4: Floor fastening - Inumbrina large



Box dimensions (inch)		L	W	H	Qty	Volume (ft <sup>3</sup> )	Gross weight (lb)	Net weight (lb)	Packaging weight (lb)
Floor fastening - Large	Box 4	20.0	15.5	12.5	1	2,12	8,82	7,28	1,54

## Floor fastening - Medium

The floor fastening for Inumbrina large is available in one dimension



## Floor fastening box

The floor fastening comes in 1 box

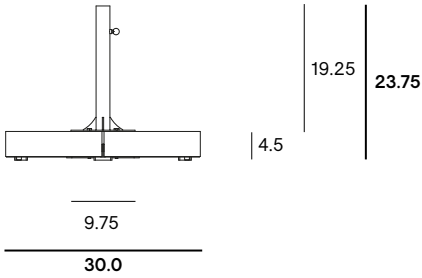
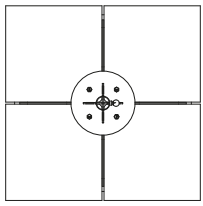
Box 5: Floor fastening - Inumbrina medium



Box dimensions (inch)		L	W	H	Qty	Volume (ft <sup>3</sup> )	Gross weight (lb)	Net weight (lb)	Packaging weight (lb)
Floor fastening - Medium	Box 5	17.75	6.0	3.5	1	0,35	3,09	2,65	0,44

## Concrete base

The concrete base is available in one dimension  
Only for the Inumbrina large



Box dimensions (inch)		L	W	H	Qty	Volume (ft <sup>3</sup> )	Gross weight (lb)	Net weight (lb)	Packaging weight (lb)
Concrete base	Box 4	20.0	15.25	12.5	1	2,12	8,82	7,28	1,54
	Box 6	14.75	14.75	4.0	4	2,12	264,55	251,33	13,23
	Box 7	28.25	12.25	12.25	1	1,06	15,87	14,33	1,54
	Total:					<b>5,30</b>	<b>289,24</b>	<b>272,94</b>	<b>16,31</b>

## Concrete base box

The concrete base comes in 6 boxes

Box 4: Floor fastening - Inumbrina large



Box 6: Concrete block

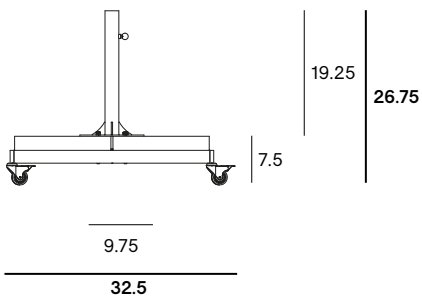
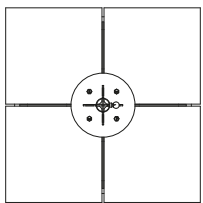


Box 7: Frame for concrete blocks



## Concrete wheel base

The concrete wheel base is available in one dimension  
Only for the Inumbrina large



## Concrete wheel base box

The concrete wheel base comes in 6 boxes

Box 4: Floor fastening - Inumbrina large



Box 6: Concrete block



Box 8: Frame for concrete wheel base

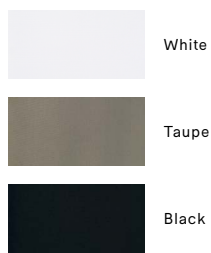


Box dimensions (inch)		L	W	H	Qty	Volume (ft <sup>3</sup> )	Gross weight (lb)	Net weight (lb)	Packaging weight (lb)
Concrete wheel base	Box 4	20.0	15.25	12.5	1	2,12	8,82	7,28	1,54
	Box 6	14.75	14.75	4.0	4	2,12	264,55	251,33	13,23
	Box 8	33.5	33.5	6.0	1	3,88	49,38	46,30	3,09
	Total:					<b>8,12</b>	<b>322,75</b>	<b>304,91</b>	<b>17,86</b>

# Materials & colors

Check price list or [www.extremis.com](http://www.extremis.com) for current materials & colors


## Fabric




## Parasol base (Large)



## Parasol base (Medium)



## Pole



Materials	Key facts	Thickness inch	Layer thickness micron	Density	In/outdoor	Water	UV color fastness	Flame retarding
High-tech polyester fabric	<ul style="list-style-type: none"> <li>High UV resistance and ultra strong</li> <li>Low weight / high tear strength</li> <li>Long-term appearance</li> </ul>	0,01	n.a.	8,81 oz/ft <sup>3</sup>	Outdoor & indoor	The fabric has a water column of 350 mm (EN 20811)	7/8 (ISO 105-B02)	/
Stainless steel parasol pole	<ul style="list-style-type: none"> <li>High rust resistance</li> <li>Periodical maintenance required</li> </ul>	0,07 - 0,19	n.a.	0,50 10 <sup>3</sup> lb/ft <sup>3</sup>	Outdoor & indoor	n.a.	Very good	NEN-EN13501-1 A1 *
Hot dip galvanized steel base for concrete (wheel) base & parasol base	<ul style="list-style-type: none"> <li>Most durable method for protecting metal from rusting</li> <li>Protective layer</li> <li>Very long life span</li> <li>100% recyclable</li> <li>Cradle to Cradle Certified™</li> </ul>	0,07 - 0,39	50 - 100	0,47 10 <sup>3</sup> lb/ft <sup>3</sup>	Outdoor & indoor	n.a.	Very good, galvanization will however become less shiny when used outdoors	NEN-EN13501-1 A1 *
Concrete base	<ul style="list-style-type: none"> <li>Made under high pressure</li> <li>Matt and porous</li> </ul>	3,93	n.a.	0,13 10 <sup>3</sup> lb/ft <sup>3</sup>	Outdoor & indoor	n.a.	Very good	NEN-EN13501-1 A1 *
Cover	<ul style="list-style-type: none"> <li>100% polyester</li> <li>Polyuréthane coating</li> <li>Breathable, so not 100% waterproof</li> </ul>	0,01	n.a.	8,46 oz/ft <sup>2</sup>	Outdoor & indoor	Water repellent & breathable	6-8/8 (ISO 105-B02)	/

### NEN-EN13501-1 A1



Class A1 products will not contribute to fire in any stage, including fully developed fire. For this reason, they are assumed to be capable of satisfying all requirements of all lower classes as well.


# Warranty

Our quality promise, made solid. Material based warranty.

Each material has unique properties, and the warranty covers issues specific to each. Steel should not rust, coatings should not peel, and wood should not rot. We have outlined the warranty coverage for all materials in our Warranty Chart for your convenience.

Based on our 30 years of expertise with wood, fabrics and metals, we now offer 5 to 15 years warranty.

	<p><b>GALVANIZED STEEL</b>          Enjoy an impressive 15-year warranty on all galvanized steel parts. We proudly use this exceptional Cradle to Cradle certified technique to protect steel from rusting, incorporating it into nearly all our designs.</p>
	<p><b>COATED METALS, STAINLESS STEEL, WOOD AND SUNBRELLA</b>          We offer a comprehensive 5-year warranty on all powder coated metal parts, stainless steel components, wooden parts, and Sunbrella fabrics. This extension ensures that all key materials of our products are covered</p>

						
	Galvanized steel	Stainless steel	Coated metals	Wood species	Sunbrella fabrics	Other materials
Structural — Functional	<b>15 years</b>	<b>5 years</b>	<b>5 years</b>	<b>5 years</b>	<b>5 years</b>	<b>2 years</b>
Rust	<b>15 years</b>	<b>5 years</b>	<b>5 years</b>			
Wood rot				<b>5 years</b>		
Cracks				<b>5 years</b> for cracks > 4 mm		
Terms apply: Please read our commercial warranty statement <a href="#">here</a>						

## Good to know

- The diameter of the pole of the Inumbrina large is  $\varnothing 1,89$  inch.
- The diameter of the pole of the Inumbrina medium is  $\varnothing 1,38$  inch.
- The parasol cover is included.
- Inumbrina large combines perfectly with Gargantua & Pantagruel picnic.
- Inumbrina medium combines perfectly with Anker & Virus.



## Maintenance

[www.extremis.com/maintenance](http://www.extremis.com/maintenance)

- **PARASOL FABRIC**
- Machine washable 60°.
- Do not use chlorine bleach.
- Do not use strong chemical cleaning fluid.
- Tumble dryer at low temperature.
- Do not iron.

### **STAINLESS STEEL**

- Clean regularly with a dry cloth and some stainless steel cleaner.

## F.A.Q.

**Q:** How wind resistant is the shade?

**A:** Tests in a windtunnel have shown that the shade withstands wind speeds up to 46 mph, when anchored to the floor. Still, we strongly advise to close it sooner (from 31 mph is the rule of thumb).

**Q:** Is the fabric 100% waterproof?

**A:** With light rain you stay easily seated underneath the shade. The fabric is slightly slanted in opened position. With heavy rain, the canvas lets through only a little bit of water. This is typical for the fabric and necessary, because the fabric should be able to ventilate.

**Q:** Can you remove the fabric for washing?

**A:** We do not advise this but it is possible. In the first place, you should close the parasol when you do not use it and protect it with its cover. This protects the parasol from getting dirty.

**Q:** Do you need to use a parasol cover?

**A:** The cover is needed to protect and fix the parasol when not in use. Protect your parasol from polluted rain, bird droppings, dust and heavy winds to avoid marks or stains on the parasol fabric.

## Warnings

### **General**

- Do not use any sharp tools to open the packaging.
- We strongly advise against using power tools.
- Tripping hazard, mind your step.
- Do not put out cigarettes on the parasol.
- Not graffiti proof.
- To avoid danger of suffocation, keep plastic bags away from babies and children.
- Colors can differ over years and from batch to batch.

### **Product**

- Do not leave the parasol unattended when opened.
- Anchoring the product has to be done by qualified people.
- For anchoring: use suitable bolts or screws from a specialized store depending on the material your terrace is made of.
- If you hear the cables whistling due to heavy wind or if you are not using the parasol, close it and use the cover to avoid the parasol from opening or getting dirty.
- For ventilation purposes, the cover is not 100% waterproof.
- Ask for assistance when closing the parasol in

strong winds. Opposite the wind's direction, at least one person needs to guide the parasol's spines downwards in order to avoid the parasol from blowing open fiercely halfway down.

- Store the parasol when not in use for a long time as follows: vertically, completely dry and in a dry environment.
- Do not leave closed if not completely dry. Do not leave the parasol closed for a long time when the parasol fabric is still damp or wet.
- The fabric can be removed for washing but we do not advise this. In the first place, you should close the parasol when you do not use it and protect it with its cover. This protects the parasol from getting dirty.
- Tests in a windtunnel have shown that the shade withstands wind speeds up to 46 mph, when anchored to the floor. Still, we strongly advise to close it sooner (from 31 mph is the rule of thumb).

### **High-tech polyester**

- Shake or brush off loose dirt immediately.
- Do not use any aggressive detergents as they will remove the protective coating of the fabric.
- We strongly advise you not to use a high-pressure

hose for cleaning.

### **Stainless steel**

- Very good UV color fastness.
- Flame retarding: NEN-EN13501-1 A1 - Class A1 products will not contribute to fire in any stage, including fully developed fire. For this reason, they are assumed to be capable of satisfying all requirements of all lower classes as well.
- Watch out, stainless steel isn't entirely rustproof! Be sure to avoid contact with iron objects. If it does show signs of rust, clean with rust remover as quickly as possible.

### **Concrete**

- Matt and porous.
- Very good UV color fastness.
- Flame retarding: NEN-EN13501-1 A1 - Class A1 products will not contribute to fire in any stage, including fully developed fire. For this reason, they are assumed to be capable of satisfying all requirements of all lower classes as well.

The content of this document, in particular the mentioned models, is protected by copyrights and/or design rights. The present document and its content is communicated to you for information purposes only. Any partial or total reproduction or any other use without our prior written permission is strictly prohibited. This technical sheet remains subject to possible changes. All dimensions are in inch, unless mentioned otherwise. Extremis is not responsible for the errors in the documentation of products. All measurements are approximate and are provided for informational purposes only.

**Tech  
sheet**  
20250516