

extremis[®]

US Stock list





Select finishes and sizes from the collections are stocked in Michigan.
Quantities of less than 5 can ship from our warehouse within 3 weeks
or less.

Please note, stock is never guaranteed and is subject to availability upon receipt of a purchase order.
Availability subject to change daily.

This list will be updated weekly. Please contact julia@extremis.com
for any questions about stock availability



Captain's Chair 4



Gargantua 6




Hopper picnic 240 7



Inumbra 8



Inumbrina 9



Panigiri 10



Picnik 11



Sticks 12



Virus 14



Sensu 15

Captain's chair

Metrica

The Captain's chair owes its name to its shape, which draws inspiration from yacht helm chairs. It's a shell chair offering unrivalled seating comfort, even for large or tall people. Thanks to this variety of frames, the chair can be used in all kinds of environments: public spaces, private homes, indoors, outdoors, etc. It is perfectly suited for terraces, patios, hotels, restaurants, pubs, offices, dining rooms, meeting rooms, bars and lounges, to name but a few possibilities. As the wind can send them rolling away, we would not advise using the wheel frame options outdoors.







Combine a shell + legs to compose your favorite Captain's Chair.

SHELL

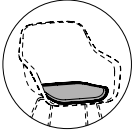



Reinforced polypropylene shell

Legs not included

		BLACK RAL9005	CAP002	High in stock
		EARTH RGB 88 88 84	CAP271	High in stock
		REED GREEN RAL6013	CAP264	Low in stock

CUSHIONS



It's best to store the cushions inside when not in use

		GREY CHINÉ Sunbrella® Natté	CAP304	Low in stock
		MARBLE Sunbrella® Lopi	CAP303	Low in stock
		LEAF GREEN Sunbrella® Heritage	CAP307	Low in stock

PIPE LEGS

Outer dimensions (l x w x h): 61 x 63 x 82 cm

Structured powder coated stainless steel legs

		EARTH RGB 88 88 84	CAP031	High in stock
---	---	------------------------------	---------------	----------------------

SLIDING LEGS

Outer dimensions (l x w x h): 62 x 63 x 82 cm

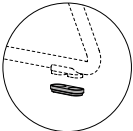
Structured powder coated steel legs

		BLACK RAL9005	CAP230	High in stock
		REED GREEN RAL6013	CAP275	Low in stock

PROTECTION FEET WITH FELT

For delicate floors

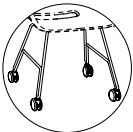
Only for (High) Sliding legs | Indoor use only

	1 set: 4 pieces	CAP245	Low in stock
---	-----------------	---------------	---------------------

ROLLING LEGS

Outer dimensions (l x w x h): 61 x 63 x 82 cm - Armrest: 64 cm

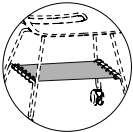

Indoor use only

	Stainless steel legs with wheels	CAP022	Low in stock
--	----------------------------------	---------------	---------------------

STORAGE NET

Outer dimensions (l x w): 41 x 28 cm

Only compatible with Captain's Rolling chair and Captain's Paw chair

		Black PVC coated polyester mesh	CAP023	Low in stock
---	---	---------------------------------	---------------	---------------------

SWIVEL LEGS

Outer dimensions (l x w x h): 64 x 63 x 85/91 cm

Min. / Max. armrest height: 66,6 cm / 73,5 cm

Structured powder coated steel legs | With wheels and pump - indoor use only

		WHITE RAL9016	CAP024	Low in stock
---	---	-------------------------	---------------	---------------------

Gargantua

Dirk Wynants

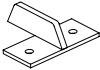
Gargantua is a large round outdoor picnic table that offers superior functionality. The bench height can be adjusted to suit social or family circumstances. Due to this adjustability, the benches can move when you take a seat. In the highest position the benches become a tabletop extension and provide space for 12 people.



Outer dimensions (ø x h): 231 x 75 cm
Iroko hardwood tabletop & benches + Galvanized steel legs & Stainless steel tabletop centerplate

	STANDARD	GAR001	High in stock
---	----------	--------	---------------

FLOOR FASTENING

	Galvanized steel Anchoring materials not included 1 set: 4 pieces	GAR049	High in stock
---	---	--------	---------------

Hopper picnic 240

Dirk Wynants

Hopper is a more functional solution for a classic concept: the picnic table. The bent leg feature eliminates the awkward straddle of climbing over the benches. Aluminium or steel legs in combination with class I hardwoods ensure material longevity while the attached benches offer a clean aesthetic at all times. If you prefer a mono-material picnic table, you can opt for Hopper AA, our All Aluminium version.



STANDARD LEGS

Outer dimensions (l x w x h): 238 x 160 x 74 cm - 6 people
Structured powder coated aluminium legs | Hellwood = 100% PEFC
The wooden Hopper picnic has a galvanized steel frame

		BLACK + HELLWOOD RAL9005	HOW008	High in stock
--	--	------------------------------------	---------------	----------------------

Inumbra

Dirk Wynants

Inumbra is unique because of its pure aesthetics. The mechanical parts of this umbrella are positioned at the top, resulting in a flat canopy that catches less wind than typical convex shapes. In a wind tunnel test it resisted winds up to gale force 8 on the Beaufort scale, but we advise you to close it at force 6 (you will hear the cords whistling). When paired with Gargantua or Pantagruel picnic, the umbrella pole is fastened to the tabletop. This looks clean and is also practical, as no legroom is lost under the table. The combination makes it the sturdiest terrace set you have ever seen.



INUMBRA MEDIUM

Outer dimensions (ø): 350 cm

High-tech polyester fabric + Stainless steel pole

Cover included



WHITE
Fabric

INU001

High in stock

INUMBRA LARGE

Outer dimensions (ø): 400 cm

High-tech polyester fabric + Stainless steel pole

Cover included



WHITE
Fabric

INU004

Low in stock

CONNECTION PIECE



Stainless steel
To combine with Gargantua or Pantagruel

INU007

High in stock

FLOOR FASTENING

Outer dimensions (ø x h)

Stainless steel parasol base

Anchoring materials not included



LOW
Parasol base
25 x 67 cm

INU009

Low in stock

Inumbrina

Dirk Wynants

The major difference between Inumbra and Inumbrina lies in how they are operated. When converting to a thinner and lighter central pole, the challenge was to replace the handle and spindle system. Our technical team came up with an ingenious pulley and rope system. Opening and closing the parasol with a rope turns out to be really easy, and even faster! Although the parasol can withstand wind speeds of up to 8 on the Beaufort scale, it is advisable to close it sooner (from wind speed 6 as a rule of thumb).



INUMBRINA MEDIUM

ø320 cm
High-tech polyester fabric + Stainless steel pole
Cover included

		WHITE Fabric	INI007	Low in stock
		TAUPE Fabric	INI008	Low in stock

CONNECTION OPTIONS FOR INUMBRINA MEDIUM

	FLOOR FASTENING Stainless steel parasol base Anchoring materials not included	INI014	Low in stock
--	--	---------------	---------------------

Panigiri

Dirk Wynants & Xavier Lust

'Pan giri' in Greek stands for 'gathering all,' and that's what this design is all about. Choose between a table with chairs, a picnic table, or a combination of both. The smart position of the benches allow easy entry without lifting your leg. Experience optimal comfort with BYOS (Bring Your Own Seat) and convenient slide-on cushions. The new Captain's Chairs Pipe Legs perfectly complement the organic, round shapes of this table.

The modular design of Panigiri offers you the freedom to add extra modules at a later time, to extend togetherness.



COMBO - BASE MODULE

Outer dimensions (l x w x h): 326 x 180 x 74 cm - Tabletop width 100 cm

Structured powder coated stainless steel legs + Galvanized steel frame + Hellwood tabletop (& benches)

Hellwood = 100% PEFC



EARTH
RGB 88 88 84

PNG002

High in stock

PICNIC - BASE MODULE

Outer dimensions (l x w x h): 326 x 180 x 74 cm - Tabletop width 100 cm

Structured powder coated stainless steel legs + Galvanized steel frame + Hellwood tabletop (& benches)

Hellwood = 100% PEFC



EARTH
RGB 88 88 84

PNG007

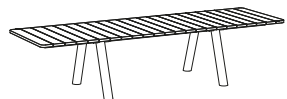
High in stock

TABLE - BASE MODULE

Outer dimensions (l x w x h): 326 x 100 x 74 cm

Structured powder coated stainless steel legs + Galvanized steel frame + Hellwood tabletop (& benches)

Hellwood = 100% PEFC



EARTH
RGB 88 88 84

PNG012

High in stock

ADDITIONAL PICNIC MODULE

Outer dimensions (l x w x h): 156 x 180 x 74 cm - Tabletop width 100 cm

Structured powder coated stainless steel legs + Galvanized steel frame + Hellwood tabletop (& benches)

Hellwood = 100% PEFC



EARTH
RGB 88 88 84

PNG017

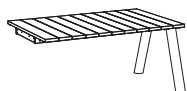
High in stock

ADDITIONAL TABLE MODULE

Outer dimensions (l x w x h): 156 x 100 x 74 cm

Structured powder coated stainless steel legs + Galvanized steel frame + Hellwood tabletop (& benches)

Hellwood = 100% PEFC



EARTH
RGB 88 88 84

PNG022

High in stock

Picnik

Dirk Wynants & Xavier Lust

Picnik is made from a single sheet of aluminum, cut and bent to shape with zero waste. The form seats two people comfortably at the tabletop and withstands the harshest of the elements outdoors. A perfect example of 'form follows function', Picnik is a true design classic in the Extremis collection.



STANDARD FEET

Outer dimensions (l x w x h): 147 x 95 x 75 cm
Structured powder coated aluminium

		OFF WHITE RAL9002	PIC272	High in stock
		COPPER BROWN RAL8004	PIC004	High in stock
		VERDIGRIS	PIC003	Low in stock

Sticks

Hsu-Li Teo & Stefan Kaiser

This space divider is ideal for creating a feeling of privacy in a garden or on a balcony without losing the sense of freedom typical of open spaces. Use Sticks indoors to adapt the look of a room or office arrangement entirely to your own taste. You can also choose which and how many rods you use and create various degrees of transparency, color combinations or differences in length. Delivered with optional feet for delicate floors. Rubber can cause stains on delicate surfaces. We recommend to use the feet if placed indoors. Use a wooden base on carpet floor.

Combine a base + rods to compose your favorite sticks.



STANDARD BASES

Outer dimensions (l x w x h): 60 x 30 x 5 cm

Rods not included

		RUBBER	STI076	High in stock
		NATURAL WOOD	STI061	High in stock







WIDE CURVED BASES

Outer dimensions (l x w x h): 63 x 32 x 5 cm - inner ø 4.30 m

Rods not included

		RUBBER	STI081	High in stock
		NATURAL WOOD Warm white leds IP65 - 3000K	STI072	High in stock

RODS FOR STANDARD & CURVED BASES

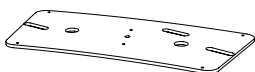

		150 CM White	STI012	High in stock
		150 CM Wood color	STI026	High in stock
		180 CM White	STI013	High in stock
		210 CM Black	STI042	Low in stock
		210 CM Wood color	STI028	Low in stock

EXTRA WEIGHT

Galvanized steel, 1 piece

If floor fastening is not possible: extra weight for windy places

		FOR STANDARD BASES 10kg/pc	STI159	Low in stock
---	---	--------------------------------------	---------------	---------------------

		FOR WIDE CURVED BASES 10kg/pc	STI161	Low in stock
---	---	---	---------------	---------------------

Virus

Dirk Wynants

Virus brings life to even the most sterile places. When you look at it from above, you can see its round shape with variously shaped arms. The compact design is an answer to smaller living spaces and makes it perfect to use on balconies, in urban gardens or in breakout spaces in offices or schools. There is a Virus picnic table fit for any need. Our aim? Togetherness, anywhere.

Add the included rubber ring to nicely fit your Acacia parasol.



4-SEATER - SOLID TABLETOP, NO PARASOL HOLE

Structured powder coated ZnAlMg tabletop, aluminium seats & stainless steel legs



VERDIGRIS
RGB 133 147 142

VRS529

High in stock

CUSHIONS

Outer dimensions (ø x h): 34 x 1,5 cm - 1 piece

It's best to store the cushions inside when not in use



CRAPS
Sunbrella® Domino

VRS759

Low in stock

FLOOR FASTENING

You need 1 piece for every seat - 1 piece



Stainless steel
Anchoring materials not included

VRS082

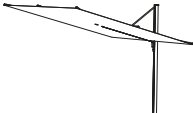

Low in stock

This freestanding shade opens horizontally like a hand fan and does not take up any space on your precious table. Thanks to its flat surface, Sensu offers excellent wind resistance while also keeping any technical parts out of sight. This floating shade opens and closes effortlessly while by cantilevering Sensu, you optimally cast the shade. The modular central pole can hold one, two, or even four shades for a maximum shade surface. Sensu is the perfect tool for enjoying a cool moment with friends and/or colleagues on a sunny day.



SENSU SINGLE - STRAIGHT

Outer dimensions (l x w x h): 323 x 300 x 250 cm | The shade itself is 300 x 300 cm
Acrylic fabric (cover included) + Structured powder coated aluminium pole (ø88 mm)
Always combine with one of the connection options
360 degree rotating system included

		EARTH + TAUPE RGB 88 88 84	SEN005-2	Low in stock
---	---	--------------------------------------	-----------------	---------------------

WHEEL BASE

Outer dimensions (l x w x h): 88 x 88 x 22 cm
Structured powder coated aluminium (wheel included)
Weights not included - Do not use without any weights (minimum 153 kg)

		EARTH RGB 88 88 84	SEN069-1	Low in stock
---	---	------------------------------	-----------------	---------------------

Get in touch

Extremis Inc - North America

239 Northland Drive NE
Rockford MI 49341
UNITED STATES
Tel. +1 (616) 693-6020
na@extremis.com

Available from Monday to Friday
8:00 AM till 5:00 PM EST

