

Hopper bench AA

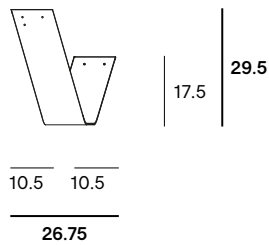
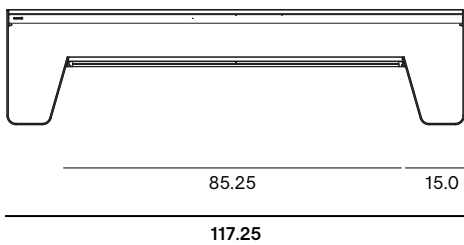
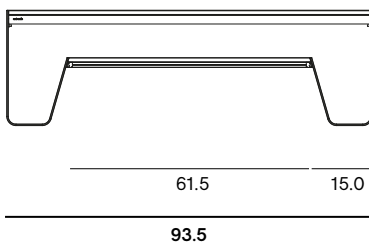

© Design by Dirk Wynants for Extremis, 2019

extremis®



Dimensions

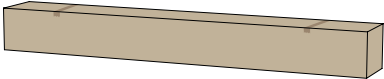
The Hopper bench AA is available in 2 lengths



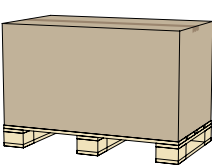
Box dimensions

The Hopper bench AA comes in 2 boxes

Box 1: Tabletop & bench profiles



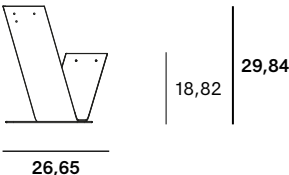
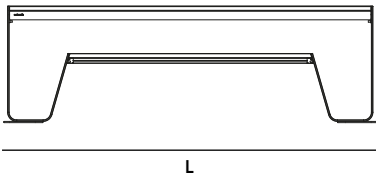

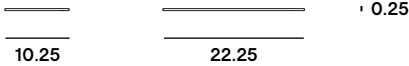
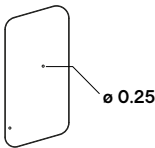
Box 2: Legs + mounting kit



Box dimensions (inch)		L	W	H	Qty	Volume (ft3)	Gross weight (lbs)	Net weight (lbs)	Packaging weight (lbs)
Hopper bench AA 240	Box 1	94.5	13.0	10.5	1	7.42	138.67	129.85	8.82
	Box 2	44.25	25.0	24.5	1	15.89	82.45	46.74	35.71
					total:	23.31	221.12	176.59	44.53
Hopper bench AA 300	Box 1	118.0	13.0	16.5	1	9.53	155.43	143.74	11.68
	Box 2	44.25	25.0	24.5	1	15.89	82.45	46.74	35.71
					total:	25.42	237.88	190.48	47.39

Stabilizing support

The stabilizing support is available in 1 dimensions




Dimensions (inch)	L
Hopper bench 240	95.5
Hopper bench 300	119.25

Box dimensions (inch)		L	W	H	Qty	Volume (ft3)	Gross weight (lb)	Net weight (lb)	Packaging weight (lb)
Stabilizing support powder coated	Box 3	24.5	12.25	2.25	1	0.35	3704	36.16	0.88

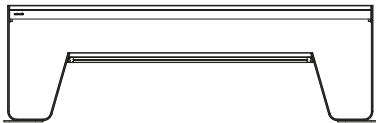
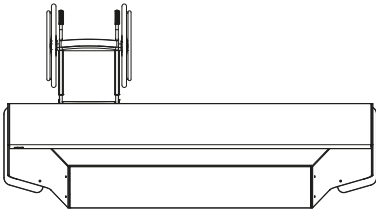
Floor fastening

Hopper bench always comes with two anchoring holes per leg
When used freestanding with no stabilizing supports
Mark the spots on the ground | Use the fixing media most suited to the type of ground on which you intend to install Hopper bench

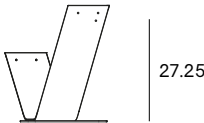


Wheelchair accessibility dimensions

As specifications for wheelchair accessibility vary around the world,
plesae review the dimensions below to ensure the measurements of each solution meet the specifications of your local requirements



Only accessible on
side with no bench



Materials & colors

Check price list or www.extremis.com for current materials & colors


Tabletop, bench, legs & stabilizing support




Black (RAL9005)
Structured powder coating



Earth
Structured powder coating



Beach beige (RAL1019)
Structured powder coating



Off white (RAL9002)
Structured powder coating



Verdigris
Structured powder coating



Reed green (RAL6013)
Structured powder coating



Copper brown (RAL8004)
Structured powder coating



Materials	Key facts	Thickness inch	Layer thickness micron	Density	In/outdoor	Water	UV color fastness	Flame retarding
Structured powder coated aluminium tabletop, bench & legs	<ul style="list-style-type: none"> A technique of applying dry paint to a part Electrostatically charged and sprayed onto the object More scratch-resistant than non structured powder coating 	0.39	50 - 100	0.17 10 ³ lbs/ft ³	Outdoor & indoor	n.a.	Very good: color can fade to some extent when exposed to UV	NEN -EN13501-1 A2-s1 **
Structured powder coated zinc steel stabilizing support	<ul style="list-style-type: none"> A technique of applying dry paint to a part Electrostatically charged and sprayed onto the object More scratch-resistant than non structured powder coating 	0.39	50 - 100	0.17 10 ³ lbs/ft ³	Outdoor & indoor	n.a.	Very good: color can fade to some extent when exposed to UV	NEN -EN13501-1 A2-s1 **

NEN-EN13501-1 A2-s1

Satisfying the same criteria as class B for the SBI-test according to EN 13823. In addition, under conditions of a fully developed fire these products will not significantly contribute to the fire load and fire growth







Warranty

Our quality promise, made solid. Material based warranty.

Each material has unique properties, and the warranty covers issues specific to each. Steel should not rust, coatings should not peel, and wood should not rot. We have outlined the warranty coverage for all materials in our Warranty Chart for your convenience.

Based on our 30 years of expertise with wood, fabrics and metals, we now offer 5 to 15 years warranty.

	<p>GALVANIZED STEEL</p> <p>Enjoy an impressive 15-year warranty on all galvanized steel parts. We proudly use this exceptional Cradle to Cradle certified technique to protect steel from rusting, incorporating it into nearly all our designs.</p>
	<p>COATED METALS, STAINLESS STEEL, WOOD AND SUNBRELLA</p> <p>We offer a comprehensive 5-year warranty on all powder coated metal parts, stainless steel components, wooden parts, and Sunbrella fabrics. This extension ensures that all key materials of our products are covered</p>

						
	Galvanized steel	Stainless steel	Coated metals	Wood species	Sunbrella fabrics	Other materials
Structural — Functional	15 years	5 years	5 years	5 years	5 years	2 years
Rust	15 years	5 years	5 years			
Wood rot				5 years		
Cracks				5 years for cracks > 4 mm		
Terms apply: Please read our commercial warranty statement here						

Good to know

- 'Hopper' stands for 'Hop Picker', because the range is inspired by hop gardens, harvests and beer fests.
- The Hopper bench legs are cut out of an aluminium or metal sheet nearly without any loss of material.

Floor fastening

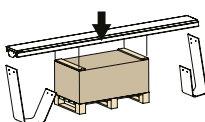
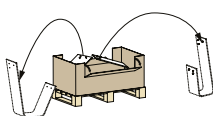
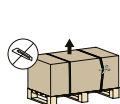
Hopper bench AA always has two anchoring holes per leg (ø 0.25 inch), to be fixed with bolts.



Important

Use our packaging material for better support to attach the legs to the tabletop.

1. Leave the box on the pallet.
2. Remove the lid of the box.
3. Take the legs out of the box.
4. Put the lid back on the box.
5. Put the tabletop on top of the box.
6. Assemble the Hopper bench AA.



Maintenance

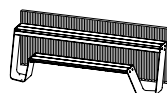
www.extremis.com/maintenance

POWDER COATED PARTS

- Use Extremis multi cleaner, a 100% biodegradable detergent or common kitchen cleaning products. Avoid using aggressive products. These surfaces are best cleaned with a neutral cleaning product diluted in water.

Applications


Against a balustrade or against a wall.



Freestanding (anchored to the floor)



Freestanding with stabilizing supports



Warnings ⚠

General

- Do not use any sharp tools to open the packaging.
- We strongly advise against using power tools.
- Tripping hazard, mind your step.
- Do not put out cigarettes on the table.
- Not graffiti proof.
- Do not leave children unattended whilst playing on the table.
- To avoid danger of suffocation, keep plastic bags away from babies and children.
- Colors can differ over years and from batch to batch.

Product

- Do not drag the bench, but carry it with minimum 2 people.

- The packaging material of the legs must stay intact, you need it to attach the legs to the tabletop.
- 9,45 inch: max. 5 people or 881,85 lbs per bench - 11,81 inch: max. 6 people or 1058,22 lbs per bench.
- Regularly clean the flat surface of the legs.
- Always fix the Hopper bench to the ground when you are not using the stabilizing supports.
- The bench allows you to sit on the tabletop.

Powder coating

- White powder coating requires more maintenance.
- Do not use abrasive scouring powders or scourers as they will scratch the surface.
- Color can fade to some extent when exposed to UV.
- Flame retarding - NEN-EN13501-1 A2-s1 - Satisfying the same criteria as Class B for the

SBI-test according to EN13823. In addition, under conditions of a fully developed fire these products will not significantly contribute to the fire load and fire growth.

- Dark colors can get very hot in sunny weather.

The content of this document, in particular the mentioned models, is protected by copyrights and/or design rights. The present document and its content is communicated to you for information purposes only. Any partial or total reproduction or any other use without our prior written permission is strictly prohibited. This technical sheet remains subject to possible changes. All dimensions are in **inch**, unless mentioned otherwise. Extremis is not responsible for the errors in the documentation of products. All measurements are approximate and are provided for informational purposes only.

**Tech
sheet**
20250515