

# Acacia

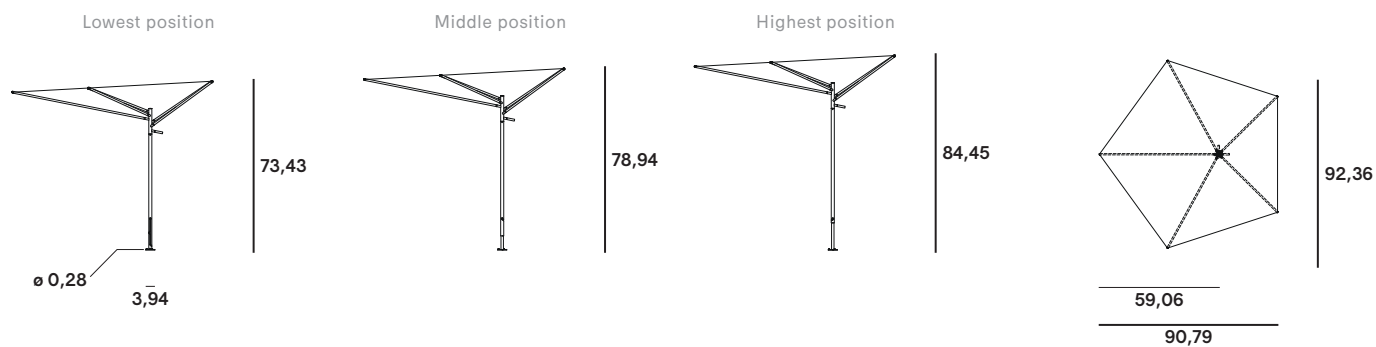
© design by Dirk Wynants

extremis®

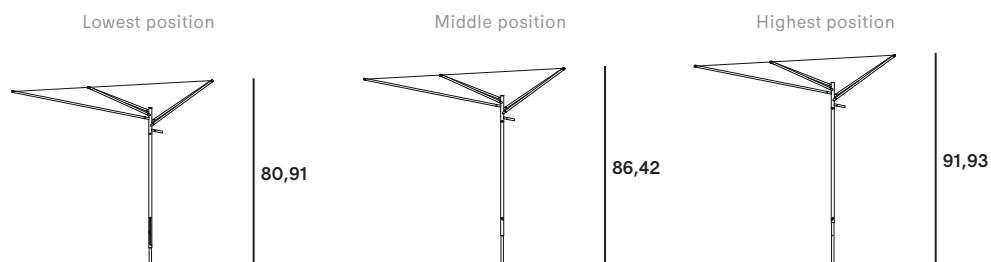


## Dimensions

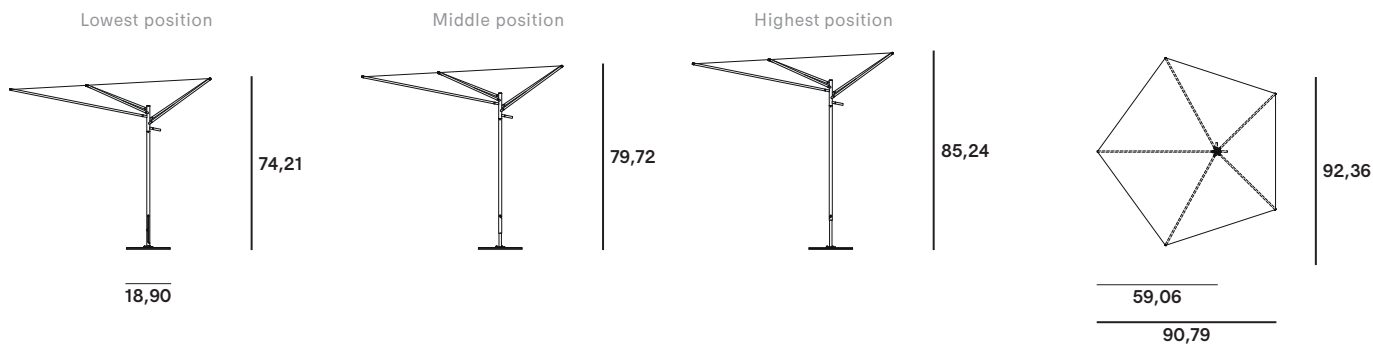
The Acacia is available in one dimension  
In combination with floor fastening  
Height adjusting knob in lowest hole



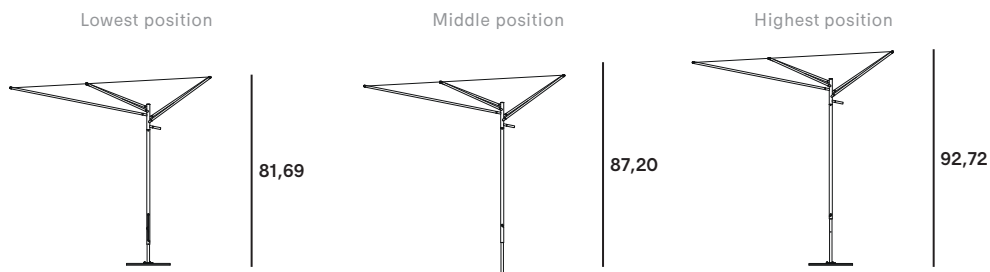
In combination with floor fastening  
Height adjusting knob in highest hole



The Acacia is available in one dimension  
 In combination with standard parasol base  
 Height adjusting knob in lowest hole



In combination with standard parasol base  
 Height adjusting knob in highest hole



## Box dimensions

The Acacia comes in 1 box

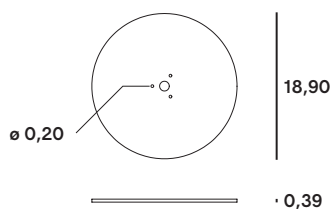
Box 1: Acacia



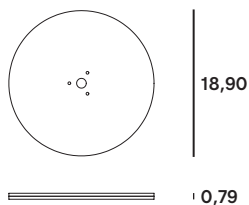
Box dimensions (inch)		L	W	H	Qty	Volume (ft <sup>3</sup> )	Gross weight (lb)	Net weight (lb)	Packaging weight (lb)
Acacia	Box 1	64,96	6,10	4,33	1	1,06	26,46	24,25	2,21

## Parasol base

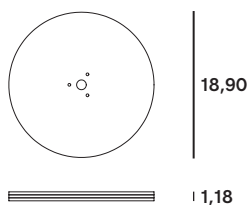
The parasol base is available in 3 versions  
Lightweight parasol base



Standard parasol base



Heavy duty parasol base



## Parasol base box

The parasol base comes in 1 box

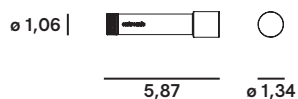
Box 2: Parasol base



Box dimensions (inch)		L	W	H	Qty	Volume (ft <sup>3</sup> )	Gross weight (lb)	Net weight (lb)	Packaging weight (lb)
Parasol base - Lightweight	Box 2	19,69	19,69	0,79	1	0,35	35,27	33,07	2,20
Parasol base - Standard	Box 2	19,69	19,69	0,79	2	0,35	70,55	66,14	4,41
Parasol base - Heavy duty	Box 2	19,69	19,69	0,79	3	0,71	105,82	99,21	6,61

## LED light

The LED light is available in one version



## LED light box

The LED light comes in 1 box

Box 3: LED light



Box dimensions (inch)		L	W	H	Qty	Volume (ft <sup>3</sup> )	Gross weight (lb)	Net weight (lb)	Packaging weight (lb)
LED light	Box 3	6,10	1,97	1,97	1	0,35	0,46	0,44	0,02

# In combination with Virus

---

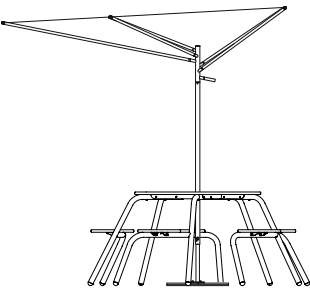
With Virus 3-seater



With Virus 4-seater











With Virus 5-seater




# Materials & colors

Check price list or [www.extremis.com](http://www.extremis.com) for current materials & colors


## Pole & tubes

	<b>Papyrus white (RAL9018)</b> Structured powder coating
	<b>Verdigris</b> Structured powder coating
	<b>Reed green (RAL6013)</b> Structured powder coating
	<b>Copper brown (RAL8004)</b> Structured powder coating
	<b>Black red (RAL3007)</b> Structured powder coating
	<b>Cobalt blue (RAL5013)</b> Structured powder coating
	<b>Beige red (RAL3012)</b> Structured powder coating
	<b>Bottle green (RAL6007)</b> Structured powder coating



## Fabric

	<b>White</b> PU coated polyester
---	-------------------------------------

## Parasol base

	<b>Galvanized steel</b>
---	-------------------------

## LED light

	<b>Cool white</b>
	<b>Warm white</b>



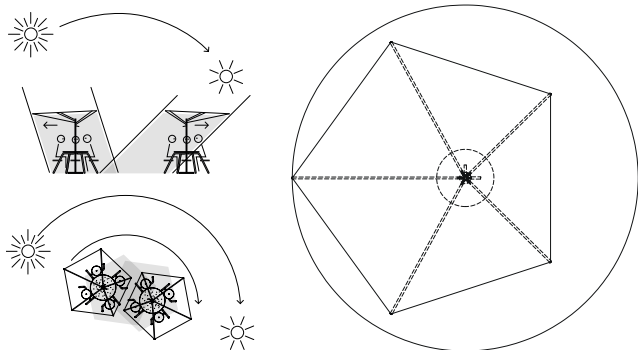
Materials	Key facts	Thickness	Layer thickness	Density	In/outdoor	Water	UV color fastness	Flame retarding
		inch	micron					
Structured powder coated stainless steel pole & tubes	<ul style="list-style-type: none"> <li>Easy to clean</li> <li>Stainless steel (for protection against rust), then powder coated</li> <li>More scratch-resistant than non structured powder coating</li> </ul>	0,08	80	0,49 10 <sup>3</sup> lb/ft <sup>3</sup>	Outdoor & indoor	n.a.	Very good: color can fade to some extent when exposed to UV	NEN-EN13501-1 A1 *
PU coated polyester fabric	<ul style="list-style-type: none"> <li>High UV resistance</li> <li>Long-term appearance</li> <li>Washable 60°</li> <li>Elastic</li> </ul>	n.a.	n.a.	6,35 oz/ft <sup>2</sup> pu = 2,65 oz/ft <sup>2</sup> pes = 3,70 oz/ft <sup>2</sup>	Outdoor & indoor	Waterproofness 2000 GMD mm (ISO 811 1981)	/	/
Hot dip galvanized steel parasol base & floor fastening	<ul style="list-style-type: none"> <li>Most durable method for protecting metal from rusting</li> <li>Protective layer</li> <li>Very long life span</li> <li>100% recyclable</li> <li>Cradle to Cradle Certified™</li> </ul>	0,07 - 0,39	50 - 100	0,47 10 <sup>3</sup> lb/ft <sup>3</sup>	Outdoor & indoor	n.a.	Very good, galvanization will however become less shiny when used outdoors	NEN-EN13501-1 A1 *
Anodized aluminium battery LED light	<ul style="list-style-type: none"> <li>Power: 5W</li> <li>Output 80Lm</li> <li>LED lifespan: 100000 hrs</li> <li>Warm: 3000 K</li> <li>Cold: 6000 K</li> <li>Battery: 1 x 18650</li> <li>Battery life: +/- 8 hrs</li> <li>Micro USB-loading</li> <li>PMMA diffuser (frosted)</li> </ul>	/	/	/	Outdoor & indoor	IP65	/	/

### NEN-EN13501-1 A1

Class A1 products will not contribute to fire in any stage, including fully developed fire. For this reason, they are assumed to be capable of satisfying all requirements of all lower classes as well.

## Good to know

- Acacia has a shadow surface range of ø118,11 inch and can be directed towards the sun.



- Acacia can be adjusted to 6 different heights.
- The structure can stay outdoors all year round.
- Acacia combines perfectly with Virus.



## Maintenance

### POWDER COATED PARTS

- White powder coating obviously requires more maintenance.
- Clean stains with a magic eraser.

### PARASOL FABRIC

- Machine washable 60°.
- Do not use chlorine bleach.
- Do not use strong chemical cleaning fluid.
- Tumble dryer at low temperature.
- Do not iron.

### GALVANIZED STEEL PARTS

- Clean with lukewarm water and a mild detergent or Extremis Multi Cleaner.

## Floor fastening

- Acacia can be fixed to the floor with bolts (standard version).



## F.A.Q.

*Q: How wind resistant is the shade?*

**A:** Tests in a windtunnel have shown that the shade withstands wind speeds up to 54 mph. Still, we strongly advise to take of the fabric sooner (from 31 mph is the rule of thumb).

*Q: Is the fabric 100% waterproof?*

**A:** Yes, it is a water-repellent polyurethane stretch canopy. The water flows off the parasol thanks to the slightly tilted position.

*Q: Can you remove the fabric for washing?*

**A:** Yes, simply remove the fabric by pulling the loop & wash at 60°. After washing, place the fabric on a frame to dry.

*Q: Do you need to use a parasol cover?*

**A:** No, this is what Acacia is all about. When not used, you simply take of the fabric and put it in the storage bag. What's left is a sculpture!

## Warnings

### General

- Do not use any sharp tools to open the packaging.
- We strongly advise against using power tools.
- Tripping hazard, mind your step.
- Do not put out cigarettes on the parasol.
- Not graffiti proof.
- To avoid danger of suffocation, keep plastic bags away from babies and children.
- Colors can differ over years and from batch to batch.

### Product

- Anchoring the product has to be done by qualified people.
- For anchoring: use suitable bolts or screws from a specialized store depending on the material your terrace is made of.
- Ask for assistance when detaching the fabric in strong winds.
- Store the fabric, when not used for a long time, in the delivered storage bag in a dry environment.
- Do not leave the parasol unattended when mounted.
- The fabric can be removed for washing. In the first

place, you should disassemble the fabric when you do not use it and store it inside in the delivered storage bag. This protects the parasol from getting dirty.

- Tests in a windtunnel have shown that the shade withstands wind speeds up to 54 mph. Still, we strongly advise to take of the fabric sooner (from 31 mph is the rule of thumb).

### PU-coated polyester

- Shake or brush off loose dirt immediately.
- Do not use any aggressive detergents as they will remove the protective coating of the fabric.
- We strongly advise you not to use a high-pressure hose for cleaning.

### Powder coating

- White powder coating requires more maintenance.
- Do not use abrasive scouring powders or scourers as they will scratch the surface.
- Color can fade to some extent when exposed to UV.
- Flame retarding - NEN-EN13501-1 A2-s1 - Satisfying the same criteria as Class B for the SBI-test according to EN13823. In addition, under

conditions of a fully developed fire these products will not significantly contribute to the fire load and fire growth.

- Dark colors can get very hot in sunny weather.

### Galvanized steel

- Galvanization will become less shiny when used outdoors.
- Flame retarding - NEN-EN13501-1 A1 - Class A1 products will not contribute to fire in any stage, including fully developed fire. For this reason, they are assumed to be capable of satisfying all requirements of all lower classes as well.
- Possible impurities in the immersion tank can cause black marks during galvanization, which are intrinsic to this industrial finishing technique.
- White marks on this zinc layer are also intrinsic to this procedure and will disappear when the furniture is put outdoors.
- This industrial finishing technique may result in a rougher surface. This is intrinsic to the process.