

extremis[®]

Price list

\$ — EN — 2025
Recommended retail price



Tools for togetherness

Hi there!

Good design, ethical production and quality materials come at a fair price (list), and we should all be aware of that. However, in every minute of the design process, we do our absolute best to achieve the highest level of eco-efficiency by reducing transport volumes and waste. So, every tool for togetherness has a long history, even before it's being used by you. Designed logically and ecologically, solidly engineered after a thorough search and selection of quality materials, and then carefully made in Belgium. The result? An Extremis piece that you can love for a lifetime, something to pass on to the next generations. We are more than proud to welcome you to our price list.

Choose wisely

We offer great quality products, but every material has its own limits.

Don't expect wood to be perfectly smooth for years without any maintenance. After all, you don't expect your teeth to stay white if you don't brush them! Outdoor furniture also needs regular cleaning and some basic maintenance, especially in humid or polluted environments and if used intensively. Find out more in our materials section further on, or go to www.extremis.com/maintenance.



We ♥ your project

If an order exceeds 5 pieces of one item, we consider it as a 'special' order. The lead time will differ from standard lead times, and other conditions might be applied to dimensions, colors or fabrics on request. There is one exception: our Sticks collection has a maximum standard order amount of 20 pieces of each item.

Refurbishment tools

Every tool for togetherness has a long history, even before it's being used by you. Designed logically and ecologically, solidly engineered and made in Belgium with a selection of quality materials.




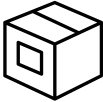
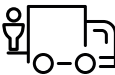

To extend the lifespan of our furniture even more, we offer spare parts. As every Extremis piece is designed with an efficient assembly process in mind, replacing a certain part is rather easy, and with straightforward videos that explain each step, you'll easily give a new life to your tool for togetherness. Find out more on www.extremis.com/refurbishment

	<p>ARE YOU SURE...</p> <p>this is the latest version? Check the expiration date on the next page, or go to www.extremis.com/pl-us</p>
	<p>STOCK PROGRAM</p> <p>Select products & finishes are kept in stock in Rockford, Michigan. Check availability of in-stock products with 3 week lead times.</p> <p>www.extremis.com/stockprogram</p>

General sales conditions

Prices include a factor for international shipping from Belgium to the United States & a factor for currency exchange rates. In the event of currency exchange rate fluctuations, Extremis Inc. reserves the right to update the price list at any time.

Because we hold a large number of components in stock, most of the articles have a short leadtimes.




<p>\$ 10370</p> <p>GAR001</p>	Recommended retail price
	Customized item, cash in advance, ask for lead time
	Orders must be confirmed by Extremis. These confirmations are final and binding: check them and advise about possible mistakes within 24 hours.
	The Buyer cannot cancel, withdraw, or modify orders without Extremis' written permission. If such a request is approved, there will be an associated cost as outlined in our General Terms and Conditions of Sale (www.extremis.com/termsandconditions).
	Delivery is dealer's warehouse.
	For DAP deliveries, one driver and one truck tailgate are included.
	We may send products in disassembled form. It is the Buyer's responsibility to assemble and install the product with the help of specialized assemblers and follow the instructions provided by Extremis.

Warranty







Our quality promise, made solid. Material based warranty.

Each material has unique properties, and the warranty covers issues specific to each. Steel should not rust, coatings should not peel, and wood should not rot. We have outlined the warranty coverage for all materials in our Warranty Chart for your convenience.

Based on our 30 years of expertise with wood, fabrics and metals, we now offer 5 to 15 years warranty.





	<p>GALVANIZED STEEL</p> <p>Enjoy an impressive 15-year warranty on all galvanized steel parts. We proudly use this exceptional Cradle to Cradle-certified technique to protect steel from rusting, incorporating it into nearly all our designs.</p>
	<p>COATED METALS, STAINLESS STEEL, WOOD & SUNBRELLA</p> <p>We now offer a comprehensive 5-year warranty on all powder coated metal parts, stainless steel components, wooden parts, and Sunbrella fabrics. This extension ensures that all key materials of our products are covered.</p>
	<p>COMMERCIAL WARRANTY STATEMENT</p> <p>extremis.com/en/commercial-warranty-statement</p>





Warranty chart

						
	Galvanized steel	Stainless steel	Coated metals	Wood species	Sunbrella® fabrics	Other materials
Structural — Functional	15 years	5 years	5 years	5 years	5 years	2 years
Rust	15 years	5 years	5 years			
Wood rot				5 years		
Cracks				5 years for cracks > 4 mm		
Terms apply: Please read our commercial warranty statement here						

Icons explained

Look at these icons, they are amazing, and moreover, they'll give you some valuable information regarding our products.

	Return to index
	These are our fast runners, which tend to ship faster.
	Wheelchair accessible
	Charging module possible

	I am parasol ready!
	I'm a perfect match with this table!
	Watch out, my pole is xxx mm thick
	UL recognized component



Acacia 12



AMAi 14



Anker 30



Bistroo 32



Captain's Chair 36



Deco cushions 40



Gargantua 42



Hopper bench 44



Hopper bench AA 44



Hopper combo 48



Hopper combo AA 49



Hopper picnic 52



Hopper picnic AA 54



Hopper shade 66



Inumbra 68




Inumbrina 72



Kosmos 76



Kosmos shade 80



Manille 84




Marina combo 88




Marina picnic 90




Marina double desk 94



Marina table 96



Marina high table 98



Panigiri combo 102




Panigiri picnic 102




Panigiri table 102



Pantagruel picnic 108



Pantagruel table 112



Pantagruel high table 114



Picnik 116



Sensu 118



Sol+Luna 128



Sticks 134



Tiki 138



Tiki table 146



Virus 148



Walrus 152



Maintenance tools 180

This is an interactive PDF

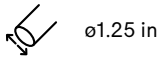
You can easily navigate from the index to the product pages, allowing you to smoothly jump from one page to the other. Our price list has never been more alive!

Acacia

© design by Dirk Wynants

This compact, asymmetrical, Acacia-shaped umbrella fits the limited space of a balcony or small patio. Its clever design lets you create all the shade of a larger umbrella with a much reduced surface area. Simply use the handle and turn Acacia to the sun. Instead of closing the umbrella, simply remove the canvas and store it in the bag. What's left is a beautiful tree-like sculpture that can weather the year outdoors.

Add parasol base(s) or fix to the ground.



ø1.25 in



Outer dimensions (l x w x h): 91 x 92.5 x 74.5/93 in

White PU coated polyester fabric + Structured powder coated stainless steel pole & tubes + Galvanized steel foot to use as floor fastening
Storage bag for canopy included

		OFF WHITE RAL9002	\$ 4110 ACA447
		VERDIGRIS RGB 133 147 142	\$ 4110 ACA350
		REED GREEN RAL6013	\$ 4110 ACA351
		COPPER BROWN RAL8004	\$ 4110 ACA352
		COLOR ON REQUEST Only RAL colors Startup fee \$ 600	\$ 4730 ACA357



Friends of the product

Virus
standard tabletop

→ p148



PARASOL BASE

Add a parasol base of your choice



LIGHTWEIGHT

1 galvanized steel base plate
Recommended to combine with Virus
ø 19 in - 33 lb

\$ 360
ACA010



STANDARD

2 galvanized steel base plates
ø 19 in - 66 lb

\$ 720
ACA011



HEAVY DUTY

3 galvanized steel base plates
ø 19 in - 99 lb

\$ 1080
ACA012

ACACIA COMBINATIONS

With Virus

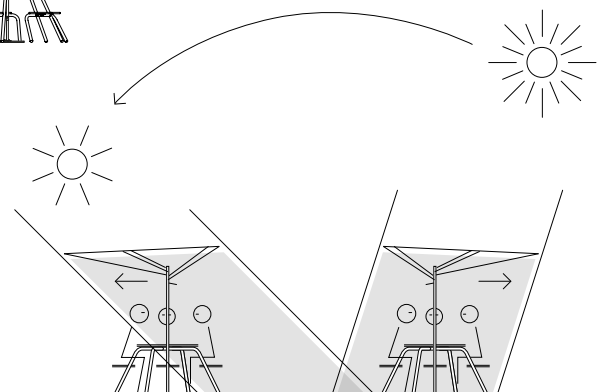
Acacia + Virus 3-seater



Acacia + Virus 4-seater



Acacia + Virus 5-seater




AMAi galvanized

© design by Dirk Wynants

AMAi is the flexibility that you desire, all the time, indoors and outdoors. Two A-shaped side frames provide a solid construction where multifunctional magic finds its purpose. In between these frames, you can position the tabletop into two heights: standard or high. Thanks to the innovative design, even a single person can smoothly slide the tabletop from 'sitting height' into 'standing height' and vice versa.




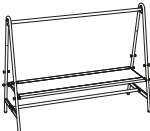

Add more A-frames to extend togetherness into infinity. One AMAi seats 8 people and stands even more.

 Wheelchair accessible
→ p172






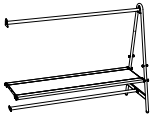

BASE MODULE

Outer dimensions (l x w x h): 119.75 x 44.5 x 90.5 in
Galvanized steel A-frames, footrest & top tube | Hellwood = 100% PEFC
Can not be combined with a shade or a lighting & charging module


				 	
		OFF WHITE RAL9002 Tabletop		HELLWOOD Thermally treated wood Tabletop centerplate	
		GALVANIZED STEEL A-frames, footrest & top tube	\$ 8480 AMA739	\$ 9020 AMA740	

EXTENSION MODULE

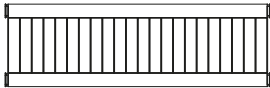
Outer dimensions (l x w x h): 117.25 x 44.5 x 90.5 in
Galvanized steel A-frame, footrest & top tube | Hellwood = 100% PEFC
Can not be combined with a shade or a lighting & charging module

				 	
		OFF WHITE RAL9002 Tabletop		HELLWOOD Thermally treated wood Tabletop centerplate	
		GALVANIZED STEEL A-frame, footrest & top tube	\$ 6550 AMA744	\$ 7090 AMA745	

Powder coated tabletop



Hellwood tabletop




The side profiles of the tabletop are always structured powder coated aluminium Off white RAL9002




Friends of the product

AMAi
benches
→ p28



Captain's Chairs
→ p36



Tiki stool
& bar stool
→ p138



ADD-ON TABLE

Outer dimensions (l x w): 34.25 x 15.75 in

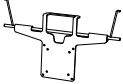
Structured powder coated aluminium

Can be used in both the standard & high position

	OFF WHITE RAL9002	\$ 1610 AMA711
	COLOR ON REQUEST Only RAL colors Startup fee \$ 600	\$ 1850 AMA066

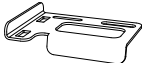
MONITOR HOLDER

VESA connection for computer monitor, not for a television


	Stainless steel	\$ 420 AMA068
---	-----------------	-------------------------

TABLETOP FIXATION

Can be used in both the standard & high position

	Stainless steel 1 set: 2 pieces	\$ 680/set AMA067
---	------------------------------------	-----------------------------


STANDARD FEET

	Black 1 set: 2 pieces	\$ incl.
---	--------------------------	-----------------

LEVELING FEET

We advise to use these for uneven surfaces

You need 1 set for every A-frame


	Black 1 set: 2 pieces	\$ 160/set AMA070
---	--------------------------	-----------------------------

FLOOR FASTENING FEET

Can also be added to the AMAi bench

You need 1 set for every A-frame | Height adjustable

Screws not included

	Stainless steel 1 set: 2 pieces	\$ 830/set AMA069
---	------------------------------------	-----------------------------

AMAi powder coated

© design by Dirk Wynants

AMAi is the flexibility that you desire, all the time, indoors and outdoors. Two A-shaped side frames provide a solid construction where multifunctional magic finds its purpose. In between these frames, you can position the tabletop into two heights: standard or high. Thanks to the innovative design, even a single person can smoothly slide the tabletop from 'sitting height' into 'standing height' and vice versa.

Add more A-frames to extend togetherness into infinity. One AMAi seats 8 people and stands even more.



Wheelchair accessible
→ p172



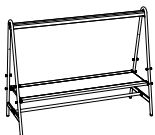







Shades → p20
Accessories → p20




BASE MODULE

Outer dimensions (l x w x h): 119.75 x 44.5 x 90.5 in

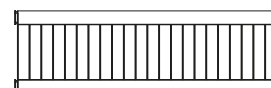
Structured powder coated stainless steel A-frames with aluminium top profile and Galvanized steel footrest | Hellwood = 100% PEFC

	 POWDER COATED <i>Tabletop</i>	 HELLWOOD <i>Thermally treated wood Tabletop centerplate</i>
 BLACK RAL9005 A-frames & top profile	\$ 9750 AMA019	\$ 10290 AMA018
 BEACH BEIGE RAL1019 A-frames & top profile	\$ 9750 AMA653	\$ 10290 AMA645
 OFF WHITE RAL9002 A-frames & top profile	\$ 9750 AMA686	\$ 10290 AMA688
 COPPER BROWN RAL8004 A-frames & top profile	\$ 9750 AMA025	\$ 10290 AMA024
 COLOR ON REQUEST Only RAL-colors A-frames & top profile Startup fee \$ 600	\$ 11120 AMA028	\$ 11740 AMA027

Powder coated tabletop



Hellwood tabletop



The side profiles of the tabletop are always structured powder coated aluminium



Friends of the product

AMAi
benches

→ p28



Captain's Chairs

→ p36



Tiki stool
& bar stool

→ p138



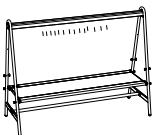







BASE MODULE WITH LIGHTING & CHARGING MODULE

Outer dimensions (l x w x h): 119.75 x 44.5 x 90.5 in


Structured powder coated stainless steel A-frames with aluminium top profile and Galvanized steel footrest | Hellwood = 100% PEFC

78.75 in dimmable warm white LED light (3000 K) with a black powder coated cover plate (no other colors possible)

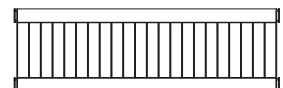
2 fast charging (60W) USB-C ports

 <div>  POWDER COATED <i>Tabletop</i> </div> <div>  HELLWOOD <i>Thermally treated wood</i> <i>Tabletop centerplate</i> </div>		
 BLACK RAL9005 A-frames & top profile	\$ 11660 AMA789	\$ 12200 AMA794
 BEACH BEIGE RAL1019 A-frames & top profile	\$ 11660 AMA790	\$ 12200 AMA795
 OFF WHITE RAL9002 A-frames & top profile	\$ 11660 AMA791	\$ 12200 AMA796
 COPPER BROWN RAL8004 A-frames & top profile	\$ 11660 AMA792	\$ 12200 AMA797
 COLOR ON REQUEST Only RAL-colors A-frames & top profile Startup fee \$ 600	\$ 13030 AMA793	\$ 13650 AMA798

Powder coated tabletop



Hellwood tabletop




The side profiles of the tabletop are always structured powder coated aluminium

POWER SUPPLY

One power supply can power 2 AMAi modules

A plug will need to be fitted afterwards by qualified people

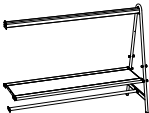







Up to max. 300 W

	IP67 196.75 in	\$ 590 AMA785
---	-------------------	-------------------------



EXTENSION MODULE

Outer dimensions (l x w x h): 117.25 x 44.5 x 90.5 in
 Structured powder coated stainless steel A-frame with aluminium top profile and Galvanized steel footrest | Hellwood = 100% PEFC

		 POWDER COATED <i>Tabletop</i>	 HELLWOOD <i>Thermally treated wood</i> <i>Tabletop centerplate</i>
	BLACK RAL9005 A-frame & top profile	\$ 7440 AMA031	\$ 7980 AMA030
	BEACH BEIGE RAL1019 A-frame & top profile	\$ 7440 AMA699	\$ 7980 AMA701
	OFF WHITE RAL9002 A-frame & top profile	\$ 7440 AMA698	\$ 7980 AMA700
	COPPER BROWN RAL8004 A-frame & top profile	\$ 7440 AMA037	\$ 7980 AMA036
	COLOR ON REQUEST Only RAL-colors A-frame & top profile Startup fee \$ 600	\$ 8480 AMA040	\$ 9100 AMA039



The side profiles of the tabletop are always structured powder coated aluminium

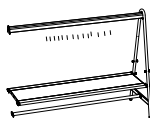








EXTENSION MODULE WITH LIGHTING & CHARGING MODULE

Outer dimensions (l x w x h): 117.25 x 44.5 x 90.5 in


Structured powder coated stainless steel A-frame with aluminium top profile and Galvanized steel footrest | Hellwood = 100% PEFC

200 cm dimmable warm white LED light (3000 K) with a black powder coated cover plate (no other colors possible)

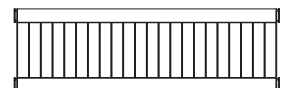
2 fast charging (60W) USB-C ports

	 POWDER COATED <i>Tabletop</i>	  HELLWOOD <i>Thermally treated wood</i> <i>Tabletop centerplate</i>
 BLACK RAL9005 A-frame & top profile	\$ 9350 AMA799	\$ 9890 AMA804
 BEACH BEIGE RAL1019 A-frame & top profile	\$ 9350 AMA800	\$ 9890 AMA805
 OFF WHITE RAL9002 A-frame & top profile	\$ 9350 AMA801	\$ 9890 AMA806
 COPPER BROWN RAL8004 A-frame & top profile	\$ 9350 AMA802	\$ 9890 AMA807
 COLOR ON REQUEST Only RAL-colors A-frame & top profile Startup fee \$ 600	\$ 10390 AMA803	\$ 11010 AMA808

Powder coated tabletop



Hellwood tabletop




The side profiles of the tabletop are always structured powder coated aluminium

POWER SUPPLY

One power supply can power 2 AMAi modules








A plug will need to be fitted afterwards by qualified people

Up to max. 300 W

	IP67 196.75 in	\$ 590 AMA785
---	--------------------------	-------------------------

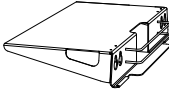





SHADES

Outer dimensions (l x w (x h))
White high-tech polyester fabric + Galvanized steel tubes
Fixates underneath the top profile | Can not be combined with the galvanized steel A-frame
Includes an extra powder coated profile at both sides for water drainage

	 SHADE <i>111 x 118.5 in</i>	 MARKET SHADE <i>111 x 118.5 x 9 in</i> <i>Extra sun protection flap on both sides</i>
	BLACK Profiles RAL9005 & White fabric \$ 3850 AMA124	\$ 4470 AMA127
	BEACH BEIGE Profiles RAL1019 & White fabric \$ 3850 AMA130	\$ 4470 AMA133
	OFF WHITE Profiles RAL9002 & White fabric \$ 3850 AMA131	\$ 4470 AMA132
	COPPER BROWN Profiles RAL8004 & White fabric \$ 3850 AMA125	\$ 4470 AMA128
	COLOR ON REQUEST Only RAL-colors (Profiles) Startup fee \$ 600 \$ 4420 AMA126	\$ 5140 AMA129

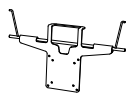
ADD-ON TABLE

Outer dimensions (l x w): 34.25 x 15.75 in
Structured powder coated aluminium
Can be used in both the standard & high position

		BLACK RAL9005 \$ 1610 AMA063
		BEACH BEIGE RAL1019 \$ 1610 AMA712
		OFF WHITE RAL9002 \$ 1610 AMA711
		COPPER BROWN RAL8004 \$ 1610 AMA064
		COLOR ON REQUEST Only RAL colors Startup fee \$ 600 \$ 1850 AMA066

MONITOR HOLDER

VESA connection for computer monitor, not for a television



Stainless steel

\$ 420

AMA068

HANGING HOOK

Ideal to hang plants, cables, ...

Can not be combined with the galvanized steel top tube



Stainless steel

\$ 160

AMA106

TABLETOP FIXATION

Can be used in both the standard & high position



Stainless steel

1 set: 2 pieces

\$ 680/set

AMA067

STANDARD FEET



Black

1 set: 2 pieces

\$ incl.

LEVELING FEET

We advise to use these for uneven surfaces

You need 1 set for every A-frame



Black

1 set: 2 pieces

\$ 160/set

AMA070

FLOOR FASTENING FEET

Can also be added to the AMAi bench

You need 1 set for every A-frame | Height adjustable

Screws not included



Stainless steel

1 set: 2 pieces

\$ 830/set

AMA069

POWER SUPPLY

One power supply can power 2 AMAi modules

A plug will need to be fitted afterwards by qualified people

Up to max. 300 W



IP67

196.75 in

\$ 590

AMA785

AMAi catering station

© design by Dirk Wynants







The AMAi catering station is your ultimate party wingman. No more running back and forth to the kitchen while your guests wonder where you’ve gone. This convenient prep table, with integrated plate storage, lets you put the final touches on appetizers right where the fun is. With the optional bar add-on, you can elevate the experience with a high-top area for drinks. And when it’s time to raise a toast, the optional glass holder makes sure your wine glasses are just an arm’s length away.



- Bar add-on → p25
- Glassholder → p25
- Shades → p26
- Accessories → p26

BASE MODULE

Outer dimensions (l x w x h): 119.75 x 44.5 x 90.5 in
Structured powder coated stainless steel A-frames + Structured powder coated aluminium top profile & tabletop + Galvanized steel footrest

		BLACK RAL9005	\$ 12580 AMA089
		BEACH BEIGE RAL1019	\$ 12580 AMA650
		OFF WHITE RAL9002	\$ 12580 AMA713
		COPPER BROWN RAL8004	\$ 12580 AMA090
		COLOR ON REQUEST Only RAL colors Startup fee \$ 600	\$ 14370 AMA092



Friends of the product

Captain's Chairs
high

→ p39



Tiki
bar stool

→ p138









BASE MODULE WITH LIGHTING & CHARGING MODULE

Outer dimensions (l x w x h): 119.75 x 44.5 x 90.5 in

Structured powder coated stainless steel A-frames with aluminium top profile and Galvanized steel footrest

200 cm dimmable warm white LED light (3000 K) with a black powder coated cover plate (no other colors possible)

2 fast charging (60W) USB-C ports

		BLACK RAL9005	\$ 14490 AMA809
		BEACH BEIGE RAL1019	\$ 14490 AMA810
		OFF WHITE RAL9002	\$ 14490 AMA811
		COPPER BROWN RAL8004	\$ 14490 AMA812
		COLOR ON REQUEST Only RAL colors Startup fee \$ 600	\$ 16280 AMA813


POWER SUPPLY

One power supply can power 2 AMAi modules

A plug will need to be fitted afterwards by qualified people

Up to max. 300 W

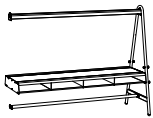







	IP67 196.75 in	\$ 590 AMA785
---	-------------------	-------------------------

EXTENSION MODULE

Outer dimensions (l x w x h): 117.25 x 44.5 x 90.5 in

Structured powder coated stainless steel A-frame + Structured powder coated aluminium top profile & tabletop + Galvanized steel footrest

		BLACK RAL9005	\$ 10270 AMA093
		BEACH BEIGE RAL1019	\$ 10270 AMA655
		OFF WHITE RAL9002	\$ 10270 AMA715
		COPPER BROWN RAL8004	\$ 10270 AMA094
		COLOR ON REQUEST Only RAL colors Startup fee \$ 600	\$ 11730 AMA096

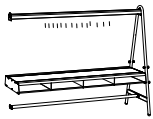





EXTENSION MODULE WITH LIGHTING & CHARGING MODULE

Outer dimensions (l x w x h): 117.25 x 44.5 x 90.5 in

Structured powder coated stainless steel A-frame with aluminium top profile and Galvanized steel footrest

200 cm dimmable warm white LED light (3000 K) with a black powder coated cover plate (no other colors possible)

2 fast charging (60W) USB-C ports

		BLACK RAL9005	\$ 12180 AMA814
		BEACH BEIGE RAL1019	\$ 12180 AMA815
		OFF WHITE RAL9002	\$ 12180 AMA816
		COPPER BROWN RAL8004	\$ 12180 AMA817
		COLOR ON REQUEST Only RAL colors Startup fee \$ 600	\$ 13640 AMA818


POWER SUPPLY

One power supply can power 2 AMAi modules

A plug will need to be fitted afterwards by qualified people

Up to max. 300 W









	IP67 196.75 in	\$ 590 AMA785
--	-------------------	-------------------------

BAR ADD-ON

Outer dimensions (l x w x h): 112.5 x 12.25 x 14.5 in


Structured powder coated aluminium tabletop & supports

Only possible in combination with the AMAi catering station

		BLACK RAL9005	\$ 3120 AMA097
		BEACH BEIGE RAL1019	\$ 3120 AMA651
		OFF WHITE RAL9002	\$ 3120 AMA716
		COPPER BROWN RAL8004	\$ 3120 AMA098
		COLOR ON REQUEST Only RAL colors Startup fee \$ 600	\$ 3270 AMA100

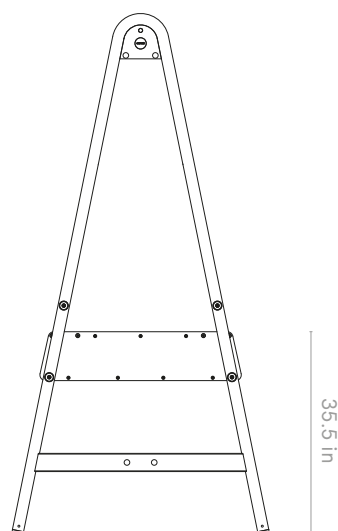
GLASSHOLDER

Outer dimensions (l x w x h): 28.25 x 5 x 2.75 in

	Stainless steel	\$ 310 AMA101
---	-----------------	-------------------------

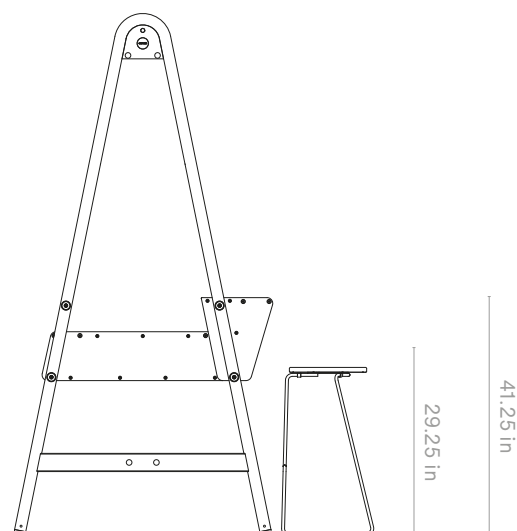
AMAI CATERING STATION

The perfect height to cook or prepare delicious meals and drinks, with convenient storage accessible from all sides.




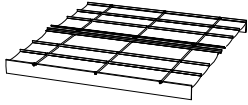





AMAI CATERING STATION + BAR ADD-ON

With the bar piece in place, you easily create a high apero corner to share delicious togetherness with friends while having the space to prepare more drinks and bites. Add the stackable Tiki bar stools for extra comfort.



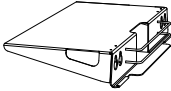





SHADES

Outer dimensions (l x w (x h))
White high-tech polyester fabric + Galvanized steel tubes
Fixates underneath the top profile | Can not be combined with the galvanized steel A-frame
Includes an extra powder coated profile at both sides for water drainage

	 SHADE <i>111 x 118.5 in</i>	 MARKET SHADE <i>111 x 118.5 x 9 in</i> <i>Extra sun protection flap on both sides</i>
	BLACK Profiles RAL9005 & White fabric \$ 3850 AMA124	\$ 4470 AMA127
	BEACH BEIGE Profiles RAL1019 & White fabric \$ 3850 AMA130	\$ 4470 AMA133
	OFF WHITE Profiles RAL9002 & White fabric \$ 3850 AMA131	\$ 4470 AMA132
	COPPER BROWN Profiles RAL8004 & White fabric \$ 3850 AMA125	\$ 4470 AMA128
	COLOR ON REQUEST Only RAL-colors (Profiles) Startup fee \$ 600 \$ 4420 AMA126	\$ 5140 AMA129

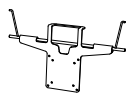
ADD-ON TABLE

Outer dimensions (l x w): 34.25 x 15.75 in
Structured powder coated aluminium
Can be used in both the standard & high position

		BLACK RAL9005 \$ 1610 AMA063
		BEACH BEIGE RAL1019 \$ 1610 AMA712
		OFF WHITE RAL9002 \$ 1610 AMA711
		COPPER BROWN RAL8004 \$ 1610 AMA064
		COLOR ON REQUEST Only RAL colors Startup fee \$ 600 \$ 1850 AMA066

MONITOR HOLDER

VESA connection for computer monitor, not for a television



Stainless steel

\$ 420
AMA068

HANGING HOOK

Ideal to hang plants, cables, ...

Can not be combined with the galvanized steel top tube



Stainless steel

\$ 160
AMA106

STANDARD FEET



Black
1 set: 2 pieces

\$ incl.

LEVELING FEET

We advise to use these for uneven surfaces

You need 1 set for every A-frame



Black
1 set: 2 pieces

\$ 160/set
AMA070

FLOOR FASTENING FEET

Can also be added to the AMAi bench

You need 1 set for every A-frame | Height adjustable

Screws not included



Stainless steel
1 set: 2 pieces

\$ 830/set
AMA069

POWER SUPPLY

One power supply can power 2 AMAi modules

A plug will need to be fitted afterwards by qualified people

Up to max. 300 W



IP67
196.75 in

\$ 590
AMA785

AMAi benches

© design by Dirk Wynants

Minimalistic and lightweight, yet sturdy and weatherproof, the AMAi benches match the unique design of the AMAi table, while also fitting a wide range of settings on their own. Opt for a fixed low bench or for a height-adjustable bench that follows the chosen table height of AMAi. Sit on the bench at traditional height or flip the backrest to the other side to create a high bench to lean against.



BENCH

Outer dimensions (l x w x h): 98 x 15.75 x 18/20 in
Structured powder coated stainless steel legs & Structured powder coated aluminium bench top
4 to 5 people

		BLACK RAL9005	\$ 2800 AMA071
		BEACH BEIGE RAL1019	\$ 2800 AMA662
		OFF WHITE RAL9002	\$ 2800 AMA718
		COPPER BROWN RAL8004	\$ 2800 AMA072
		COLOR ON REQUEST Only RAL colors Startup fee \$ 600	\$ 3220 AMA074



Friends of the product

AMAi
galvanized

→ p14



AMAi
powder coated








→ p16



HILO BENCHES

Outer dimensions (l x w x h)

Structured powder coated stainless steel legs & Structured powder coated aluminium bench top & adjustable backrest









		 SHORT <i>46 x 15.75 x 18/29.5 in</i> <i>2 people</i>	 LONG <i>98 x 15.75 x 18/29.5 in</i> <i>4 to 5 people</i>
	BLACK RAL9005	\$ 3690 AMA075	\$ 4080 AMA102
	BEACH BEIGE RAL1019	\$ 3690 AMA669	\$ 4080 AMA734
	OFF WHITE RAL9002	\$ 3690 AMA723	\$ 4080 AMA730
	COPPER BROWN RAL8004	\$ 3690 AMA076	\$ 4080 AMA103
	COLOR ON REQUEST Only RAL colors Startup fee \$ 600	\$ 4240 AMA078	\$ 4700 AMA105

BACKREST CUSHIONS FOR HILO BENCHES

Outer dimensions (l x t)

Sunbrella upholstery for the backrest of the HiLo benches

Please store the cushions inside when not in use


		 SHORT <i>39 x 0.75 in</i>	 LONG <i>91.75 x 0.75 in</i>
	GREY CHINÉ Sunbrella® Natté	\$ 340 AMA107	\$ 730 AMA112
	COCONUT Sunbrella® Savane	\$ 340 AMA671	\$ 730 AMA748
	MARBLE Sunbrella® Lopi	\$ 470 AMA108	\$ 940 AMA113
	COLOR ON REQUEST 1 Only for Sunbrella Natté, Solids, Savane & Heritage	\$ 400 AMA109	\$ 780 AMA114
	COLOR ON REQUEST 2 Only for Sunbrella Chartres	\$ 450 AMA110	\$ 880 AMA115
	COLOR ON REQUEST 3 Only for Sunbrella Lopi & Domino	\$ 520 AMA111	\$ 990 AMA116


Anker

© design by Dirk Wynants

Anker is our answer to a growing need for optimal use of space. The compact 6-seater picnic table encourages one-on-one conversations, but its appearance invites people to come on board. Just slide in at the sides of the benches, without having to lift your leg. The solid frame is very robust and weather resistant. Configure Anker as you wish: choose galvanized steel or a powder coated finish, combined with Hellwood or Iroko hardwood tabletop and benches.



 Charging module
→ p178

 ø1.5 in

GALVANIZED STEEL LEGS

Outer dimensions (ø x h): 85.5 x 29.25 in

Powder coated centerplate

Hellwood = 100% PEFC

		 HELLWOOD <i>Thermally treated wood tabletop & benches</i>	 IROKO <i>Tropical hardwood tabletop & benches</i>	
		GALVANIZED BL & Black centerplate RAL9005	\$ 8640 ANK008	\$ 9190 ANK002
		GALVANIZED EA & Earth centerplate RGB 88 88 84	\$ 8640 ANK009	\$ 9190 ANK001
		GALVANIZED OW & Off white centerplate RAL9002	\$ 8640 ANK355	\$ 9190 ANK354
		GALVANIZED VE & Verdigris centerplate RGB 133 147 142	\$ 8640 ANK312	\$ 9190 ANK311



Friends of the product

Inumbrina
medium

→ p73






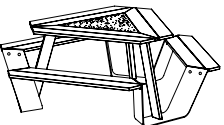







POWDER COATED LEGS

Outer dimensions (ø x h): 85.5 x 29.25 in

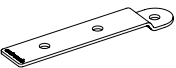
The centerplate is powder coated in the same color as the legs

Hellwood = 100% PEFC

			  HELLWOOD <i>Thermally treated wood tabletop & benches</i>	 IROKO <i>Tropical hardwood tabletop & benches</i>
		BLACK RAL9005	\$ 8840 ANK011	\$ 9390 ANK004
		EARTH RGB 88 88 84	\$ 8840 ANK012	\$ 9390 ANK005
		OFF WHITE RAL9002	\$ 8840 ANK353	\$ 9390 ANK351
		VERDIGRIS RGB 133 147 142	\$ 8840 ANK310	\$ 9390 ANK308
		COLOR ON REQUEST Only RAL colors Startup fee \$ 600	\$ 9330 ANK014	\$ 9880 ANK007


FLOOR FASTENING

Anchoring plate (screws not included)

	Stainless steel 1 set: 3 pieces	\$ 300/set ANK015
---	------------------------------------	-----------------------------

CONNECTION PIECE

To combine with Inumbrina medium

	Galvanized steel	\$ 240 ANK331
---	------------------	-------------------------

Bistroo

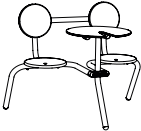










© design by Dirk Wynants

Bistroo is an innovative, practical, weatherproof two-seater dining set. The clever three-legged design makes it perfectly stable on any surface, and, what is more, it is easier to stack and lock away than individual tables and chairs. Structured, powder coated metals are combined with clever features and accessories. Bistroo is ideally suited for small spaces and feels right at home against the backdrop of a cozy, compact restaurant or on a small city balcony.

-  Charging module
→ p178
-  Cushions → p33
Accessories → p33



Outer dimensions (l x w x h): 45.75 x 37 x 34.75 in
Purse hanger & stacking spacer included
Structured powder coated aluminium tabletop, seats & backrests + stainless steel legs

		OFF WHITE RAL9002	\$ 3780 BIS408
		VERDIGRIS RGB 133 147 142	\$ 3780 BIS348
		REED GREEN RAL6013	\$ 3780  BIS349
		COPPER BROWN RAL8004	\$ 3780 BIS350
		COSMIC CREAM RAL1015	\$ 3780 BIS410
		COBALT BLUE RAL5013	\$ 4350 BIS352
		SUN YELLOW RAL1032	\$ 4350 BIS409
		PISTACHE RAL6021	\$ 4350 BIS407
		COLOR ON REQUEST Only RAL colors Startup fee \$ 600	\$ 4350 BIS355

CUSHIONS

Outer dimensions (ø x h): 13.5 x 0.5 in - 1 piece

Please store the cushions inside when not in use

* Leaving the collection. Available while supplies last











		GREY CHINÉ Sunbrella® Natté	\$ 200 VRS757
		DARK TAUPE Sunbrella® Natté	\$ 200 VRS758
		MARBLE Sunbrella® Lopi	\$ 240  VRS756
		CHARCOAL Sunbrella® Lopi	\$ 240 VRS755
		LEAF GREEN Sunbrella® Heritage	\$ 200 VRS761
		INDIGO * Sunbrella® Heritage	\$ 200 VRS762
		LOTO * Sunbrella® Domino	\$ 240 VRS760
		CRAPS * Sunbrella® Domino	\$ 240 VRS759

TABLE TRAY

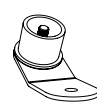
Outer dimensions (l x w): 9.5 x 8.25 in

It fits seamlessly in the crevice of the tabletop

	Oiled Bamboo	\$ 140  BIS019
---	--------------	---

FLOOR FASTENING

Screws not included

	Stainless steel 1 set: 3 pieces	\$ 200/set BIS024
---	------------------------------------	-----------------------------


POPULAR FABRIC COMBINATIONS

Numerous color combinations are possible
To make life easier, we have created several color combinations,
carefully composed following Extremis' color concepts.

Need any help finding the right color combination?
Go check our Biomes on page 169


Forest & Fields

A green and rural togetherness biome



Bistroo

Off white



Cushions

Leaf green


Forest & Fields

A green and rural togetherness biome



Bistroo

Verdigris



Cushions

Marble

Forest & Fields

A green and rural togetherness biome



Bistroo

Reed green



Cushions

Charcoal


A Lotta Terracotta

A mediterranean togetherness biome



Bistroo

Copper brown



Cushions

Marble

POPULAR FABRIC COMBINATIONS

Numerous color combinations are possible
To make life easier, we have created several color combinations,
carefully composed following Extremis' color concepts.

Need any help finding the right color combination?
Go check our Biomes on page 169

Out of the Fjordinary
A boreal and montane togetherness biome



Bistrot
Cobalt blue



Cushions
Charcoal

Majestic Mirage
A sandy and breezy togetherness biome



Bistrot
Cosmic cream




Cushions
Indigo

Out of the Fjordinary
A boreal and montane togetherness biome



Bistrot
Pistache



Cushions
Indigo

Majestic Mirage
A sandy and breezy togetherness biome



Bistrot
Sun yellow



Cushions
Loto

Captain's Chair

© design by Metrica

The Captain's Chair owes its name to its shape, which draws inspiration from yacht helm chairs. It's a shell chair offering unrivalled seating comfort. Thanks to this variety of frames, the chair can be used in all kinds of environments: public spaces, private homes, indoors, outdoors, etc. It is perfectly suited for terraces, patios, hotels, restaurants, pubs, offices, dining rooms, meeting rooms, bars and lounges, to name but a few possibilities.

Combine a shell + legs to compose your favorite Captain's Chair.



SHELL
Reinforced polypropylene shell
Legs not included, choose your legs on the next pages
* Leaving the collection. Available while supplies last

		BLACK RAL9005	\$ 340 CAP002
		EARTH RGB 88 88 84	\$ 340 CAP271
		BEACH BEIGE RAL1019	\$ 340 CAP348
		OFF WHITE RAL9002	\$ 340 CAP347
		PAPYRUS WHITE * RAL9018	\$ 340 CAP270
		VERDIGRIS RGB 133 147 142	\$ 340 CAP269
		REED GREEN RAL6013	\$ 340 CAP264



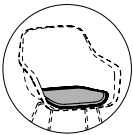








Friends of the product

AMAi → p14	Hopper combo (AA) → p48	Marina combo → p88	Marina double desk → p94
Marina table → p96	Marina high table → p98	Panigiri combo & table → p102	Pantagruel high table → p114

CUSHIONS


Please store the cushions inside when not in use

* Leaving the collection. Available while supplies last

		GREY CHINÉ * Sunbrella® Natté	\$ 300 CAP304
		DARK TAUPE * Sunbrella® Natté	\$ 300 CAP305
		COCONUT Sunbrella® Savane	\$ 300 CAP308
		MARBLE Sunbrella® Lopi	\$ 360  CAP303
		CHARCOAL Sunbrella® Lopi	\$ 360 CAP302
		LEAF GREEN * Sunbrella® Heritage	\$ 300 CAP307
		RUST * Sunbrella® Heritage	\$ 300 CAP306

QUILTED CUSHIONS

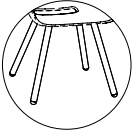





Please store the cushions inside when not in use

		COCONUT Sunbrella® Savane	\$ 650 CAP037
		MARBLE Sunbrella® Lopi	\$ 700  CAP035
		CHARCOAL Sunbrella® Lopi	\$ 700 CAP036

PIPE LEGS

Outer dimensions (l x w x h): 24 x 24.75 x 32.25 in

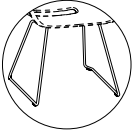










Structured powder coated stainless steel legs

		BLACK RAL9005	\$ 590 CAP030
		EARTH RGB 88 88 84	\$ 590  CAP031
		BEACH BEIGE RAL1019	\$ 590 CAP032
		OFF WHITE RAL9002	\$ 590 CAP033

SLIDING LEGS

Outer dimensions (l x w x h): 24 x 24.75 x 32.25 in

Galvanized steel or Structured powder coated zinc steel legs







		GALVANIZED STEEL	\$ 430 CAP205
		BLACK RAL9005	\$ 460  CAP230
		EARTH RGB 88 88 84	\$ 460 CAP276
		BEACH BEIGE RAL1019	\$ 460 CAP333
		OFF WHITE RAL9002	\$ 460  CAP329
		VERDIGRIS RGB 133 147 142	\$ 460 CAP268
		REED GREEN RAL6013	\$ 460 CAP275
		COPPER BROWN RAL8004	\$ 460 CAP286

HIGH SLIDING LEGS - BAR

Outer dimensions (l x w x h): 24 x 24.75 x 45 in

Structured powder coated zinc steel legs

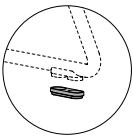
* Leaving the collection. Available while supplies last

		BLACK RAL9005	\$ 670 CAP232
		EARTH RGB 88 88 84	\$ 670 CAP281
		BEACH BEIGE RAL1019	\$ 670 CAP048
		OFF WHITE RAL9002	\$ 670 CAP047
		VERDIGRIS * RGB 133 147 142	\$ 670 CAP279

PROTECTION FEET WITH FELT

For delicate floors | Indoor use only

Only for Sliding, High sliding & Lounge legs

	1 set: 4 pieces	\$ 20/set CAP245
--	-----------------	----------------------------











Deco cushions

Combining two smaller sized deco cushions will upgrade your Extremis products. Besides adding extra comfort, they add coziness and a warm, homelike touch. Both available in a broad range of colors, that allows you to add a personal touch to your indoor or outdoor furniture setting. From a contrasting cheerful color combination to a more balanced ton-sur-ton look, whatever suits your personal style!



LUMBAR- AND DECO CUSHIONS

Outer dimensions (l x w x t)
Please store the cushions inside when not in use
* Leaving the collection. Available while supplies last

		
	LUMBAR CUSHION 19.75 x 11.75 x 6.75 in	DECO CUSHION 19.75 x 19.75 x 6.75 in
	GREY CHINÉ Sunbrella® Natté \$ 160 WAL440	\$ 210 WAL123
	DARK TAUPE Sunbrella® Natté \$ 160 WAL410	\$ 210 WAL122
	COCONUT Sunbrella® Savane \$ 160 WAL407	\$ 210 WAL394
	MARBLE Sunbrella® Lopi \$ 200 WAL408	\$ 250 WAL395
	CHARCOAL Sunbrella® Lopi \$ 200 WAL409	\$ 250 WAL396
	SOOTY * Sunbrella® Chartres /	\$ 230 WAL132
	LEAF GREEN Sunbrella® Heritage \$ 160 WAL413	\$ 210 WAL130
	MOSS Sunbrella® Heritage \$ 160 WAL415	\$ 210 WAL400




Friends of the product

Kosmos




→ p76

Sol+Luna



→ p128

Walrus



→ p152



















LUMBAR- AND DECO CUSHIONS

Outer dimensions (l x w x t)

Please store the cushions inside when not in use

* Leaving the collection. Available while supplies last

		 LUMBAR CUSHION <i>19.75 x 11.75 x 6.75 in</i>	 DECO CUSHION <i>19.75 x 19.75 x 6.75 in</i>
	ALPINE Sunbrella® Heritage	\$ 160 WAL562	\$ 210 WAL569
	LOTO * Sunbrella® Domino	/	\$ 250  WAL419
	RUST Sunbrella® Heritage	\$ 160  WAL414	\$ 210  WAL399
	CRAPS * Sunbrella® Domino	\$ 200 WAL404	/
	BLUSH Sunbrella® Solids	\$ 160  WAL417	\$ 210 WAL128
	BISCUIT * Sunbrella® Lopi	\$ 200  WAL564	/
	COLOR ON REQUEST 1 Only for Sunbrella Natté, Solids, Savane & Heritage	\$ 210 WAL423	\$ 260 WAL133
	COLOR ON REQUEST 2 Only for Sunbrella Chartres	\$ 230 WAL424	\$ 280 WAL426
	COLOR ON REQUEST 3 Only for Sunbrella Lopi & Domino	\$ 250 WAL425	\$ 300 WAL427

Gargantua

© design by Dirk Wynants

Gargantua is a large round outdoor picnic table that offers superior functionality. The bench height can be adjusted to suit social or family circumstances. Due to this adjustability, the benches can move when you take a seat. In the highest position the benches become a tabletop extension and provide space for 12 people.



- Wheelchair accessible
→ p175
- Charging module
→ p178
- ø2.5 in

Outer dimensions (ø x h): 91 x 29.5 in

	<div>STANDARD</div> <div>Iroko hardwood & Galvanized steel legs</div>	<div>\$ 10370</div> <div>GAR001</div>
--	---	---------------------------------------

CUSHIONS

1 set: 4 pieces
Please store the cushions inside when not in use

		<div>GREY CHINÉ</div> <div>Sunbrella® Natté</div>	<div>\$ 1880/set</div> <div>GAR133</div>
		<div>MARBLE</div> <div>Sunbrella® Lopi</div>	<div>\$ 2330/set</div> <div>GAR135</div>
		<div>COLOR ON REQUEST 1</div> <div>Only for Sunbrella Natté, Solids, Savane & Heritage</div>	<div>\$ 1930/set</div> <div>GAR031</div>
		<div>COLOR ON REQUEST 2</div> <div>Only for Sunbrella Chartres</div>	<div>\$ 2160/set</div> <div>GAR137</div>
		<div>COLOR ON REQUEST 3</div> <div>Only for Sunbrella Lopi & Domino</div>	<div>\$ 2380/set</div> <div>GAR138</div>

BACKRESTS

1 set: 2 pieces

	<div>Galvanized steel</div>	<div>\$ 1460/set</div> <div>GAR038</div>
--	-----------------------------	--

Friends of the product

Inumbra
medium / large

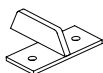
→ p68

Inumbria
large

→ p72

FLOOR FASTENING

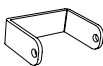
Anchoring plate (screws not included)



Galvanized steel
1 set: 4 pieces

\$ 300/set
GAR049

BENCH FASTENING



Galvanized steel
1 set: 4 pieces

\$ 270/set
GAR092

CONNECTION OPTIONS

To combine with Inumbra or Inumbrina



CONNECTION PIECE INUMBRA
Inumbra medium - large

\$ 500 
INU007



CONNECTION PIECE INUMBRINA
Inumbrina large
Inner ø5 cm

\$ 380
INI010

GARGANTUA COMBINATION

With Inumbrina large (+ connection piece)



GAR001 + INIU001 + INIU010

\$ 16740

GARGANTUA COMBINATION

With Inumbra large (+ connection piece), cushions (Marble) & backrests




GAR001 + GAR135 + GAR038
+ INU004 + INU007

\$ 23280

Hopper bench

© design by Dirk Wynants














In streetscapes and squares, gardens or balconies, Hopper bench suits any location. This multi-functional design can be used in more ways than a traditional city bench. The attached legs allow you to slide in from the sides and sit down with a backrest. And the top surface doubles as a tabletop when facing the opposite direction. The versatility of this design allows for a quick change of scenery while adding comfort along the way. If you prefer a mono-material bench, you can opt for Hopper bench AA, our All Aluminium version.

 Wheelchair accessible
→ p173



HOPPER BENCH 240

Outer dimensions (l x w x h): 93.75 x 26.75 x 29.25 in - 3 people
Galvanized steel or Structured powder coated aluminium legs | Hellwood = 100% PEFC
The wooden Hopper benches are always with a galvanized steel frame
Always with two anchoring holes ø 0.5 in

	 AA <i>All aluminium tabletop & bench</i>	 HELLWOOD <i>Thermally treated wood tabletop & bench</i>	 IROKO <i>Tropical hardwood tabletop & bench</i>
 GALVANIZED STEEL	/	\$ 5520 HOW353	\$ 5900 HOW357
 BLACK RAL9005	\$ 6050 HOA382	\$ 6050 HOW512	\$ 6430 HOW520
 EARTH RGB 88 88 84	\$ 6050 HOA377	\$ 6050 HOW508	\$ 6430 HOW514
 BEACH BEIGE RAL1019	\$ 6050 HOA535	\$ 6050 HOW569	\$ 6430 HOW566
 OFF WHITE RAL9002	\$ 6050 HOA534	\$ 6050 HOW568	\$ 6430 HOW565
 VERDIGRIS RGB 133 147 142	\$ 6050 HOA380	\$ 6050 HOW510	\$ 6430 HOW518
 REED GREEN RAL6013	\$ 6050 HOA379	\$ 6050 HOW513	\$ 6430 HOW517
 COPPER BROWN RAL8004	\$ 6050 HOA536	\$ 6050 HOW570	\$ 6430 HOW567
 COLOR ON REQUEST Only RAL colors Startup fee \$ 600	\$ 6960 HOA378	\$ 6500 HOW354	\$ 6880 HOW358



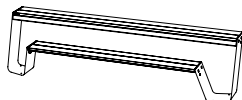












HOPPER BENCH 300

Outer dimensions (l x w x h): 117.25 x 26.75 x 29.25 in - 4 people

Galvanized steel or Structured powder coated aluminium legs | Hellwood = 100% PEFC

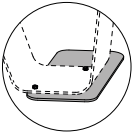









The wooden Hopper benches are always with a galvanized steel frame

Always with two anchoring holes ø 0.5 in

	 AA <i>All aluminium tabletop & bench</i>	 HELLWOOD <i>Thermally treated wood tabletop & bench</i>	 IROKO <i>Tropical hardwood tabletop & bench</i>	
	GALVANIZED STEEL /	\$ 6400 HOW355	\$ 6840 HOW359	
	BLACK RAL9005	\$ 6930 HOA388	\$ 6930 HOW525	\$ 7370 HOW531
	EARTH RGB 88 88 84	\$ 6930 HOA383	\$ 6930 HOW521	\$ 7370 HOW532
	BEACH BEIGE RAL1019	\$ 6930 HOA548	\$ 6930 HOW575	\$ 7370 HOW572
	OFF WHITE RAL9002	\$ 6930 HOA547	\$ 6930 HOW574	\$ 7370 HOW571
	VERDIGRIS RGB 133 147 142	\$ 6930 HOA386	\$ 6930 HOW523	\$ 7370 HOW529
	REED GREEN RAL6013	\$ 6930 HOA385	\$ 6930 HOW526	\$ 7370 HOW528
	COPPER BROWN RAL8004	\$ 6930 HOA549	\$ 6930 HOW576	\$ 7370 HOW573
	COLOR ON REQUEST Only RAL colors Startup fee \$ 600	\$ 7960 HOA384	\$ 7380 HOW356	\$ 7820 HOW360

STABILIZING SUPPORT

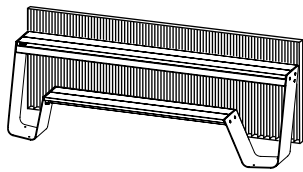
Outer dimensions (l x w x h): 22.25 x 10.25 x 0.25 in
Galvanized steel or Structured powder coated zinc steel base plates
Not necessary when anchored to the floor
1 set: 2 pieces

		GALVANIZED STEEL	\$ 490/set HOP105
		BLACK RAL9005	\$ 790/set HOA371
		EARTH RGB 88 88 84	\$ 790/set HOA372
		BEACH BEIGE RAL1019	\$ 790/set HOA551
		OFF WHITE RAL9002	\$ 790/set HOA550
		VERDIGRIS RGB 133 147 142	\$ 790/set HOA373
		REED GREEN RAL6013	\$ 790/set HOA374
		COPPER BROWN RAL8004	\$ 790/set HOA552
		COLOR ON REQUEST Only RAL colors Startup fee \$ 600	\$ 830/set HOA376

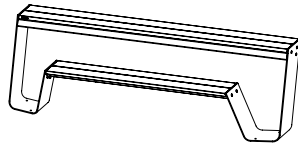
HOPPER BENCH APPLICATIONS

Where to place the Hopper bench?


Against a wall or balustrade



Freestanding, always anchored to the floor



Freestanding with stabilizing support



Hopper combo 180

© design by Dirk Wynants

The Hopper combo combines the best of two worlds: a bench on one side and chairs on the other. Grab a few Captain's Chairs to add comfort. The attached benches allow you to slide in from the sides, without having to lift your legs. The open side offers flexibility and welcomes wheelchairs or child seats at any time.



- Wheelchair accessible
→ p173
- Charging module
→ p178
- Cushions → p60
Backrest → p62

STANDARD LEGS
Outer dimensions (l x w x h): 70 x 48.5 x 29.25 in - 4 people | Possible to fit 2 Captain's Chairs
Structured powder coated aluminium legs | Hellwood = 100% PEFC
Supported by a galvanized steel frame

	<div></div> <div>HELLWOOD</div> <div>Thermally treated wood tabletop & bench</div>	<div></div> <div>IROKO</div> <div>Tropical hardwood tabletop & bench</div>
	<div>BLACK</div> <div>RAL9005</div> <div>\$ 9350</div> <div>HOW129</div>	<div>\$ 9930</div> <div>HOW157</div>
	<div>EARTH</div> <div>RGB 88 88 84</div> <div>\$ 9350</div> <div>HOW131</div>	<div>\$ 9930</div> <div>HOW159</div>
	<div>BEACH BEIGE</div> <div>RAL1019</div> <div>\$ 9350</div> <div>HOW581</div>	<div>\$ 9930</div> <div>HOW578</div>
	<div>OFF WHITE</div> <div>RAL9002</div> <div>\$ 9350</div> <div>HOW580</div>	<div>\$ 9930</div> <div>HOW577</div>
	<div>VERDIGRIS</div> <div>RGB 133 147 142</div> <div>\$ 9350</div> <div>HOW134</div>	<div>\$ 9930</div> <div>HOW162</div>
	<div>REED GREEN</div> <div>RAL6013</div> <div>\$ 9350</div> <div>HOW133</div>	<div>\$ 9930</div> <div>HOW161</div>
	<div>COPPER BROWN</div> <div>RAL8004</div> <div>\$ 9350</div> <div>HOW582</div>	<div>\$ 9930</div> <div>HOW579</div>
	<div>COLOR ON REQUEST</div> <div>Only RAL colors Startup fee \$ 600</div> <div>\$ 10040</div> <div>HOW135</div>	<div>\$ 10620</div> <div>HOW163</div>

Friends of the product

Captain's Chairs

→ p36

Sensu

→ p118

Hopper combo 240

© design by Dirk Wynants

The Hopper combo combines the best of two worlds: a bench on one side and chairs on the other. Grab a few Captain's Chairs to add comfort. The attached benches allow you to slide in from the sides, without having to lift your legs. The open side offers flexibility and welcomes wheelchairs or child seats at any time. If you prefer a mono-material table, you can opt for Hopper AA, our All Aluminium version.



Wheelchair accessible
→ p173



Charging module
→ p178
















Cushions → p60
Backrest → p63

STANDARD LEGS

Outer dimensions (l x w x h): 93.75 x 48.5 x 29.25 in - 6 people | Possible to fit 3 Captain's Chairs

Structured powder coated aluminium legs | Hellwood = 100% PEFC

The wooden Hopper combo has a galvanized steel frame

		 AA <i>All aluminium tabletop & bench</i>	 HELLWOOD <i>Thermally treated wood tabletop & bench</i>	 IROKO <i>Tropical hardwood tabletop & bench</i>
	BLACK RAL9005	\$ 10780 HOA356	\$ 10780  HOW136	\$ 11480 HOW164
	EARTH RGB 88 88 84	\$ 10780 HOA357	\$ 10780 HOW138	\$ 11480 HOW166
	BEACH BEIGE RAL1019	\$ 10780 HOA568	\$ 10780 HOW587	\$ 11480 HOW584
	OFF WHITE RAL9002	\$ 10780 HOA567	\$ 10780  HOW586	\$ 11480 HOW583
	VERDIGRIS RGB 133 147 142	\$ 10780 HOA358	\$ 10780 HOW141	\$ 11480 HOW169
	REED GREEN RAL6013	\$ 10780 HOA359	\$ 10780 HOW140	\$ 11480 HOW168
	COPPER BROWN RAL8004	\$ 10780 HOA569	\$ 10780 HOW588	\$ 11480 HOW585
	COLOR ON REQUEST Only RAL colors Startup fee \$ 600	\$ 12410 HOA360	\$ 11470 HOW142	\$ 12170 HOW170



Friends of the product

Captain's Chairs

→ p36



Sensu

→ p118




Hopper combo 300


© design by Dirk Wynants

The Hopper combo combines the best of two worlds: a bench on one side and chairs on the other. Grab a few Captain's Chairs to add comfort. The attached benches allow you to slide in from the sides, without having to lift your legs. The open side offers flexibility and welcomes wheelchairs or child seats at any time. If you prefer a mono-material table, you can opt for Hopper AA, our All Aluminium version.




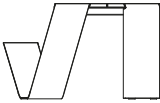














- 

Wheelchair accessible
→ p173




Charging module
→ p178



Cushions → p60
Backrest → p64
- ## STANDARD LEGS
- Outer dimensions (l x w x h): 117.25 x 48.5 x 29.25 in - 8 people | Possible to fit 4 Captain's Chairs
Structured powder coated aluminium legs | Hellwood = 100% PEFC
The wooden Hopper combo has a galvanized steel frame
- |  |  <div>AA
All aluminium
tabletop & bench</div> |  <div>HELLWOOD
Thermally treated wood
tabletop & bench</div> |  <div>IROKO
Tropical hardwood
tabletop & bench</div> | |
|--|--|---|---|---------------------------|
|  | BLACK
RAL9005 | \$ 12310
HOA362 | \$ 12310 
HOW143 | \$ 13090
HOW171 |
|  | EARTH
RGB 88 88 84 | \$ 12310
HOA363 | \$ 12310
HOW145 | \$ 13090
HOW173 |
|  | BEACH BEIGE
RAL1019 | \$ 12310
HOA578 | \$ 12310
HOW593 | \$ 13090
HOW590 |
|  | OFF WHITE
RAL9002 | \$ 12310
HOA577 | \$ 12310 
HOW592 | \$ 13090
HOW589 |
|  | VERDIGRIS
RGB 133 147 142 | \$ 12310
HOA316 | \$ 12310
HOW148 | \$ 13090
HOW176 |
|  | REED GREEN
RAL6013 | \$ 12310
HOA314 | \$ 12310
HOW147 | \$ 13090
HOW175 |
|  | COPPER BROWN
RAL8004 | \$ 12310
HOA579 | \$ 12310
HOW594 | \$ 13090
HOW591 |
|  | COLOR ON REQUEST
Only RAL colors
Startup fee \$ 600 | \$ 14160
HOA364 | \$ 13000
HOW149 | \$ 13780
HOW177 |
- 


Friends of the product

Captain's Chairs



→ p36

Sensu



→ p118
- 50

Hopper combo 360

© design by Dirk Wynants

The Hopper combo combines the best of two worlds: a bench on one side and chairs on the other. Grab a few Captain's Chairs to add comfort. The attached benches allow you to slide in from the sides, without having to lift your legs. The open side offers flexibility and welcomes wheelchairs or child seats at any time. If you prefer a mono-material table, you can opt for Hopper AA, our All Aluminium version.



Wheelchair accessible
→ p173



Charging module
→ p178






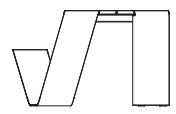








Cushions → p60
Backrest → p65

STANDARD LEGS

Outer dimensions (l x w x h): 141 x 48.5 x 29.25 in - 10 people | Possible to fit 5 Captain's Chairs

Structured powder coated aluminium legs | Hellwood = 100% PEFC

The wooden Hopper combo has a galvanized steel frame

		 AA <i>All aluminium tabletop & bench</i>	 HELLWOOD <i>Thermally treated wood tabletop & bench</i>	 IROKO <i>Tropical hardwood tabletop & bench</i>
				
	BLACK RAL9005	\$ 13930 HOA366	\$ 13930 HOW150	\$ 14780 HOW178
	EARTH RGB 88 88 84	\$ 13930 HOA367	\$ 13930 HOW152	\$ 14780 HOW180
	BEACH BEIGE RAL1019	\$ 13930 HOA592	\$ 13930 HOW599	\$ 14780 HOW596
	OFF WHITE RAL9002	\$ 13930 HOA591	\$ 13930 HOW598	\$ 14780 HOW595
	VERDIGRIS RGB 133 147 142	\$ 13930 HOA368	\$ 13930 HOW155	\$ 14780 HOW183
	REED GREEN RAL6013	\$ 13930 HOA369	\$ 13930 HOW154	\$ 14780 HOW182
	COPPER BROWN RAL8004	\$ 13930 HOA593	\$ 13930 HOW600	\$ 14780 HOW597
	COLOR ON REQUEST Only RAL colors Startup fee \$ 600	\$ 16030 HOA370	\$ 14620 HOW156	\$ 15470 HOW184



Friends of the product

Captain's Chairs

→ p36



Sensu

→ p118



Hopper picnic 180

© design by Dirk Wynants

Hopper is a more functional solution for a classic concept: the picnic table. The bent leg feature eliminates the awkward straddle of climbing over the benches. Aluminium or steel legs in combination with class I hardwoods ensure material longevity while the attached benches offer a clean aesthetic at all times.

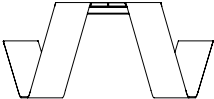















- Charging module
→ p178

Legs options → p53
Cushions → p60
Backrest → p62

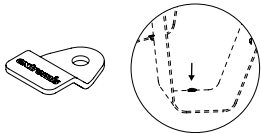
STANDARD LEGS

Outer dimensions (l x w x h): 70 x 64.25 x 29.25 in - 4 people
Galvanized steel or Structured powder coated aluminium legs | Hellwood = 100% PEFC
Supported by a galvanized steel frame

	<div></div> <div>HELLWOOD Thermally treated wood tabletop & benches</div>	<div></div> <div>IROKO Tropical hardwood tabletop & benches</div>	
	<div>GALVANIZED STEEL Legs</div>	<div>\$ 9510 HOW004</div>	<div>\$ 10200 HOW036</div>
	<div>GALVANIZED STEEL WITH ANCHORING HOLES 2 holes per leg: ø 1,2 cm</div>	<div>\$ 9730 HOW005</div>	<div>\$ 10420 HOW037</div>
	<div>BLACK RAL9005</div>	<div>\$ 10690 HOW001</div>	<div>\$ 11380 HOW033</div>
	<div>EARTH RGB 88 88 84</div>	<div>\$ 10690 HOW003</div>	<div>\$ 11380 HOW035</div>
	<div>BEACH BEIGE RAL1019</div>	<div>\$ 10690 HOW605</div>	<div>\$ 11380 HOW602</div>
	<div>OFF WHITE RAL9002</div>	<div>\$ 10690 HOW604</div>	<div>\$ 11380 HOW601</div>
	<div>VERDIGRIS RGB 133 147 142</div>	<div>\$ 10690 HOW007</div>	<div>\$ 11380 HOW039</div>
	<div>REED GREEN RAL6013</div>	<div>\$ 10690 HOW006</div>	<div>\$ 11380 HOW038</div>
	<div>COPPER BROWN RAL8004</div>	<div>\$ 10690 HOW606</div>	<div>\$ 11380 HOW603</div>
	<div>COLOR ON REQUEST Only RAL colors Startup fee \$ 600</div>	<div>\$ 11450 HOW015</div>	<div>\$ 12140 HOW040</div>

FLOOR FASTENING SET

Anchoring plate (screws not included)
Can not be combined with galvanized steel legs with anchoring holes

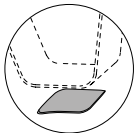


Stainless steel
1 set: 4 pieces

\$ 280/set
HOP021

PROTECTION FELT

For indoor use



Anthracite felt
1 set: 4 pieces

\$ 90/set
HOP022

Hopper picnic 240

© design by Dirk Wynants

Hopper is a more functional solution for a classic concept: the picnic table. The bent leg feature eliminates the awkward straddle of climbing over the benches. Aluminium or steel legs in combination with class I hardwoods ensure material longevity while the attached benches offer a clean aesthetic at all times. If you prefer a mono-material picnic table, you can opt for Hopper AA, our All Aluminium version.



- Charging module
→ p178

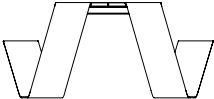























Legs options → p53
Cushions → p60
Backrest → p63

STANDARD LEGS

Outer dimensions (l x w x h): 94.75 x 64.25 x 29.25 in - 6 people

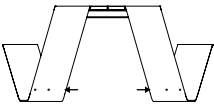













Galvanized steel or Structured powder coated aluminium legs | Hellwood = 100% PEFC

The wooden Hopper picnic has a galvanized steel frame

	 <div>AA</div> <div>All aluminium tabletop & benches</div>	  <div>HELLWOOD</div> <div>Thermally treated wood tabletop & benches</div>	 <div>IROKO</div> <div>Tropical hardwood tabletop & benches</div>
 <div>GALVANIZED STEEL</div>	/	<div>\$ 11270</div> <div>HOW011</div>	<div>\$ 12040</div> <div>HOW044</div>
 <div>GALVANIZED STEEL WITH ANCHORING HOLES</div> <div>2 holes per leg: ø 0.5 in</div>	/	<div>\$ 11490</div> <div>HOW012</div>	<div>\$ 12260</div> <div>HOW045</div>
 <div>BLACK</div> <div>RAL9005</div>	<div>\$ 12450</div> <div>HOA004</div>	<div>\$ 12450</div> <div>HOW008</div> 	<div>\$ 13220</div> <div>HOW041</div>
 <div>EARTH</div> <div>RGB 88 88 84</div>	<div>\$ 12450</div> <div>HOA002</div>	<div>\$ 12450</div> <div>HOW010</div> 	<div>\$ 13220</div> <div>HOW043</div>
 <div>BEACH BEIGE</div> <div>RAL1019</div>	<div>\$ 12450</div> <div>HOA597</div>	<div>\$ 12450</div> <div>HOW611</div> 	<div>\$ 13220</div> <div>HOW607</div>
 <div>OFF WHITE</div> <div>RAL9002</div>	<div>\$ 12450</div> <div>HOA596</div>	<div>\$ 12450</div> <div>HOW610</div> 	<div>\$ 13220</div> <div>HOW608</div>
 <div>VERDIGRIS</div> <div>RGB 133 147 142</div>	<div>\$ 12450</div> <div>HOA001</div> 	<div>\$ 12450</div> <div>HOW014</div> 	<div>\$ 13220</div> <div>HOW047</div>
 <div>REED GREEN</div> <div>RAL6013</div>	<div>\$ 12450</div> <div>HOA005</div> 	<div>\$ 12450</div> <div>HOW013</div> 	<div>\$ 13220</div> <div>HOW046</div>
 <div>COPPER BROWN</div> <div>RAL8004</div>	<div>\$ 12450</div> <div>HOA297</div>	<div>\$ 12450</div> <div>HOW612</div> 	<div>\$ 13220</div> <div>HOW609</div>
 <div>COLOR ON REQUEST</div> <div>Only RAL colors</div> <div>Startup fee \$ 600</div>	<div>\$ 14320</div> <div>HOA006</div>	<div>\$ 13210</div> <div>HOW016</div>	<div>\$ 13980</div> <div>HOW048</div>

LEGS WITH PARASOL HOLES

Outer dimensions (l x w x h): 94.75 x 64.25 x 29.25 in - 6 people
Galvanized steel or Structured powder coated aluminium legs | Hellwood = 100% PEFC
The wooden Hopper picnic has a galvanized steel frame
Should always be combined with the Hopper shade connection option - assembly to Hopper legs (HSH014)

	 AA <i>All aluminium tabletop & benches</i>	 HELLWOOD <i>Thermally treated wood tabletop & benches</i>	 IROKO <i>Tropical hardwood tabletop & benches</i>
 GALVANIZED STEEL	/	\$ 11270 HOW076	\$ 12040 HOW108
 GALVANIZED STEEL WITH ANCHORING HOLES 2 holes per leg: ø 0.5 in	/	\$ 11780 HOW077	\$ 12550 HOW109
 BLACK RAL9005	\$ 12450 HOA022	\$ 12450 HOW073	\$ 13220 HOW105
 EARTH RGB 88 88 84	\$ 12450 HOA020	\$ 12450 HOW075	\$ 13220 HOW107
 BEACH BEIGE RAL1019	\$ 12450 HOA599	\$ 12450 HOW617	\$ 13220 HOW614
 OFF WHITE RAL9002	\$ 12450 HOA598	\$ 12450 HOW616	\$ 13220 HOW613
 VERDIGRIS RGB 133 147 142	\$ 12450 HOA019	\$ 12450 HOW079	\$ 13220 HOW111
 REED GREEN RAL6013	\$ 12450 HOA023	\$ 12450 HOW078	\$ 13220 HOW110
 COPPER BROWN RAL8004	\$ 12450 HOA600	\$ 12450 HOW618	\$ 13220 HOW615
 COLOR ON REQUEST Only RAL colors Startup fee \$ 600	\$ 14320 HOA024	\$ 13210 HOW080	\$ 13980 HOW112



Friends of the product

Hopper shade

→ p66



Hopper picnic 300

© design by Dirk Wynants

Hopper is a more functional solution for a classic concept: the picnic table. The bent leg feature eliminates the awkward straddle of climbing over the benches. Aluminium or steel legs in combination with class I hardwoods ensure material longevity while the attached benches offer a clean aesthetic at all times. If you prefer a mono-material picnic table, you can opt for Hopper AA, our All Aluminium version.



Wheelchair accessible
→ p177



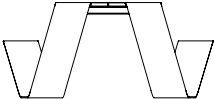























Charging module
→ 178



Legs options → p53
Cushions → p60
Backrest → p64

STANDARD LEGS

Outer dimensions (l x w x h): 117.25 x 64.25 x 29.25 in - 8 people
Galvanized steel or Structured powder coated aluminium legs | Hellwood = 100% PEFC
The wooden Hopper picnic has a galvanized steel frame

	 AA All aluminium tabletop & benches	  HELLWOOD Thermally treated wood tabletop & benches	 IROKO Tropical hardwood tabletop & benches
	GALVANIZED STEEL /	\$ 13010 HOW020	\$ 13890 HOW052
	GALVANIZED STEEL WITH ANCHORING HOLES 2 holes per leg: ø 0.5 in /	\$ 13230 HOW021	\$ 14110 HOW053
	BLACK RAL9005 \$ 14190 HOA010	\$ 14190  HOW017	\$ 15070 HOW049
	EARTH RGB 88 88 84 \$ 14190 HOA008	\$ 14190  HOW019	\$ 15070 HOW051
	BEACH BEIGE RAL1019 \$ 14190 HOA602	\$ 14190  HOW622	\$ 15070 HOW564
	OFF WHITE RAL9002 \$ 14190 HOA601	\$ 14190  HOW621	\$ 15070 HOW619
	VERDIGRIS RGB 133 147 142 \$ 14190  HOA007	\$ 14190  HOW023	\$ 15070 HOW055
	REED GREEN RAL6013 \$ 14190  HOA011	\$ 14190  HOW022	\$ 15070 HOW054
	COPPER BROWN RAL8004 \$ 14190 HOA513	\$ 14190  HOW620	\$ 15070 HOW553
	COLOR ON REQUEST Only RAL colors Startup fee \$ 600 \$ 16320 HOA012	\$ 14950 HOW024	\$ 15830 HOW056

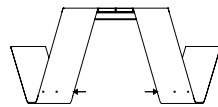













LEGS WITH PARASOL HOLES

Outer dimensions (l x w x h): 117.25 x 64.25 x 29.25 in - 8 people

Galvanized steel or Structured powder coated aluminium legs | Hellwood = 100% PEFC

The wooden Hopper picnic has a galvanized steel frame

Should always be combined with the Hopper shade connection option - assembly to Hopper legs (HSH014)

	 AA <i>All aluminium tabletop & benches</i>	 HELLWOOD <i>Thermally treated wood tabletop & benches</i>	 IROKO <i>Tropical hardwood tabletop & benches</i>
	GALVANIZED STEEL /	\$ 13010 HOW084	\$ 13890 HOW116
	GALVANIZED STEEL WITH ANCHORING HOLES 2 holes per leg: ø 0.5 in /	\$ 13520 HOW085	\$ 14400 HOW117
	BLACK RAL9005	\$ 14190 HOA028	\$ 15070 HOW113
	EARTH RGB 88 88 84	\$ 14190 HOA026	\$ 15070 HOW115
	BEACH BEIGE RAL1019	\$ 14190 HOA606	\$ 15070 HOW624
	OFF WHITE RAL9002	\$ 14190 HOA605	\$ 15070 HOW623
	VERDIGRIS RGB 133 147 142	\$ 14190 HOA025	\$ 15070 HOW119
	REED GREEN RAL6013	\$ 14190 HOA029	\$ 15070 HOW118
	COPPER BROWN RAL8004	\$ 14190 HOA607	\$ 15070 HOW625
	COLOR ON REQUEST Only RAL colors Startup fee \$ 600	\$ 16320 HOA030	\$ 15830 HOW120



Friends of the product

Hopper shade

→ p66



Hopper picnic 360

© design by Dirk Wynants

Hopper is a more functional solution for a classic concept: the picnic table. The bent leg feature eliminates the awkward straddle of climbing over the benches. Aluminium or steel legs in combination with class I hardwoods ensure material longevity while the attached benches offer a clean aesthetic at all times. If you prefer a mono-material picnic table, you can opt for Hopper AA, our All Aluminium version.



Wheelchair accessible
→ p177



Charging module
→ p178



Legs options → p53
Cushions → p60
Backrest → p65

STANDARD LEGS

Outer dimensions (l x w x h): 141 x 64.25 x 29.25 in - 10 people
Galvanized steel or Structured powder coated aluminium legs | Hellwood = 100% PEFC
The wooden Hopper picnic has a galvanized steel frame

	AA All aluminium tabletop & benches	HELLWOOD Thermally treated wood tabletop & benches	IROKO Tropical hardwood tabletop & benches
	GALVANIZED STEEL /	\$ 15060 HOW028	\$ 16050 HOW060
	GALVANIZED STEEL WITH ANCHORING HOLES 2 holes per leg: ø 0.5 in /	\$ 15280 HOW029	\$ 16270 HOW061
	BLACK RAL9005 \$ 16240 HOA016	\$ 16240 HOW025	\$ 17230 HOW057
	EARTH RGB 88 88 84 \$ 16240 HOA014	\$ 16240 HOW027	\$ 17230 HOW059
	BEACH BEIGE RAL1019 \$ 16240 HOA609	\$ 16240 HOW633	\$ 17230 HOW630
	OFF WHITE RAL9002 \$ 16240 HOA608	\$ 16240 HOW632	\$ 17230 HOW629
	VERDIGRIS RGB 133 147 142 \$ 16240 HOA013	\$ 16240 HOW031	\$ 17230 HOW063
	REED GREEN RAL6013 \$ 16240 HOA017	\$ 16240 HOW030	\$ 17230 HOW062
	COPPER BROWN RAL8004 \$ 16240 HOA610	\$ 16240 HOW634	\$ 17230 HOW631
	COLOR ON REQUEST Only RAL colors Startup fee \$ 600 \$ 18680 HOA018	\$ 17000 HOW032	\$ 17990 HOW064

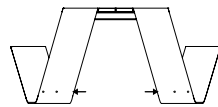













LEGS WITH PARASOL HOLES

Outer dimensions (l x w x h): 141 x 64.25 x 29.25 in - 10 people

Galvanized steel or Structured powder coated aluminium legs | Hellwood = 100% PEFC

The wooden Hopper picnic has a galvanized steel frame

Should always be combined with the Hopper shade connection option - assembly to Hopper legs (HSH014)

	 AA <i>All aluminium tabletop & benches</i>	 HELLWOOD <i>Thermally treated wood tabletop & benches</i>	 IROKO <i>Tropical hardwood tabletop & benches</i>
	GALVANIZED STEEL /	\$ 15060 HOW092	\$ 16050 HOW124
	GALVANIZED STEEL WITH ANCHORING HOLES 2 holes per leg: ø 0.5 in /	\$ 15570 HOW093	\$ 16560 HOW125
	BLACK RAL9005	\$ 16240 HOA034	\$ 17230 HOW121
	EARTH RGB 88 88 84	\$ 16240 HOA032	\$ 17230 HOW123
	BEACH BEIGE RAL1019	\$ 16240 HOA614	\$ 17230 HOW636
	OFF WHITE RAL9002	\$ 16240 HOA613	\$ 17230 HOW635
	VERDIGRIS RGB 133 147 142	\$ 16240 HOA031	\$ 17230 HOW127
	REED GREEN RAL6013	\$ 16240 HOA035	\$ 17230 HOW126
	COPPER BROWN RAL8004	\$ 16240 HOA615	\$ 17230 HOW637
	COLOR ON REQUEST Only RAL colors Startup fee \$ 600	\$ 18680 HOA036	\$ 17990 HOW128



Friends of the product

Hopper shade

→ p66












CUSHIONS

Outer dimensions (l x w x t) - 1 piece

You need 1 piece for every bench

Please store the cushions inside when not in use

		180 <i>For Hopper 180</i> 38.25 x 10.5 x 1.25 in	240 <i>For Hopper 240</i> 61.75 x 10.5 x 1.25 in	300 <i>For Hopper 300</i> 85.5 x 10.5 x 1.25 in	360 <i>For Hopper 360</i> 109 x 10.5 x 1.25 in
	GREY CHINÉ Sunbrella® Natté	\$ 590 HOP942	\$ 720 HOP943	\$ 960 HOP658	\$ 1190 HOP944
	DARK TAUPE Sunbrella® Natté	\$ 590 HOP945	\$ 720 HOP758	\$ 960 HOP643	\$ 1190 HOP657
	COCONUT Sunbrella® Savane	\$ 590 HOP970	\$ 720 HOP974	\$ 960 HOP941	\$ 1190 HOP935
	MARBLE Sunbrella® Lopi	\$ 680 HOP946	\$ 910 🐾 HOP928	\$ 1170 🐾 HOP947	\$ 1390 HOP948
	CHARCOAL Sunbrella® Lopi	\$ 680 HOP949	\$ 910 HOP950	\$ 1170 HOP951	\$ 1390 HOP952
	LEAF GREEN Sunbrella® Heritage	\$ 590 HOP953	\$ 720 HOP954	\$ 960 HOP955	\$ 1190 HOP956
	RUST Sunbrella® Heritage	\$ 590 HOP957	\$ 720 HOP958	\$ 960 HOP959	\$ 1190 HOP960



CUSHIONS

Outer dimensions (l x w x t) - 1 piece

You need 1 piece for every bench

Please store the cushions inside when not in use














		180 <i>For Hopper 180</i> 38.25 x 10.5 x 1.25 in	240 <i>For Hopper 240</i> 61.75 x 10.5 x 1.25 in	300 <i>For Hopper 300</i> 85.5 x 10.5 x 1.25 in	360 <i>For Hopper 360</i> 109 x 10.5 x 1.25 in
	COLOR ON REQUEST 1 Only for Sunbrella Natté, Solids, Savane & Heritage	\$ 640 HOP961	\$ 770 HOP964	\$ 1010 HOP967	\$ 1240 HOP971
	COLOR ON REQUEST 2 Only for Sunbrella Chartres	\$ 690 HOP962	\$ 860 HOP965	\$ 1120 HOP968	\$ 1340 HOP972
	COLOR ON REQUEST 3 Only for Sunbrella Lopi & Domino	\$ 730 HOP963	\$ 970 HOP966	\$ 1230 HOP969	\$ 1440 HOP973



BACKREST FOR HOPPER 180

41.25 in - 1 piece

Galvanized steel or Structured powder coated aluminium backrest supports | Hellwood = 100% PEFC

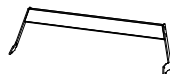













	  HELLWOOD <i>Thermally treated wood</i> <i>Backrest</i>		 IROKO <i>Tropical hardwood</i> <i>Backrest</i>
	GALVANIZED STEEL	\$ 1040 HOW431	\$ 1110 HOW424
	BLACK RAL9005	\$ 1220 HOW432	\$ 1290 HOW425
	EARTH RGB 88 88 84	\$ 1220 HOW433	\$ 1290 HOW426
	BEACH BEIGE RAL1019	\$ 1220 HOW654	\$ 1290 HOW651
	OFF WHITE RAL9002	\$ 1220 HOW653	\$ 1290 HOW650
	VERDIGRIS RGB 133 147 142	\$ 1220 HOW435	\$ 1290 HOW428
	REED GREEN RAL6013	\$ 1220 HOW436	\$ 1290 HOW429
	COPPER BROWN RAL8004	\$ 1220 HOW655	\$ 1290 HOW652
	COLOR ON REQUEST Only RAL colors Startup fee \$ 600	\$ 1410 HOW437	\$ 1480 HOW430



BACKREST FOR HOPPER 240

65 in - 1 piece

Galvanized steel or Structured powder coated aluminium backrest supports | Hellwood = 100% PEFC

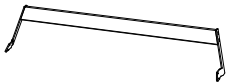













		 AA <i>All aluminium Backrest</i>	 HELLWOOD <i>Thermally treated wood Backrest</i>	 IROKO <i>Tropical hardwood Backrest</i>
				
	GALVANIZED STEEL	/	\$ 1100 HOW445	\$ 1170 HOW438
	BLACK RAL9005	\$ 1280 HOA318	\$ 1280  HOW446	\$ 1350 HOW439
	EARTH RGB 88 88 84	\$ 1280 HOA319	\$ 1280 HOW447	\$ 1350 HOW440
	BEACH BEIGE RAL1019	\$ 1280 HOA617	\$ 1280 HOW660	\$ 1350 HOW657
	OFF WHITE RAL9002	\$ 1280 HOA616	\$ 1280 HOW659	\$ 1350 HOW656
	VERDIGRIS RGB 133 147 142	\$ 1280 HOA320	\$ 1280 HOW449	\$ 1350 HOW442
	REED GREEN RAL6013	\$ 1280 HOA321	\$ 1280 HOW450	\$ 1350 HOW443
	COPPER BROWN RAL8004	\$ 1280 HOA618	\$ 1280 HOW661	\$ 1350 HOW658
	COLOR ON REQUEST Only RAL colors Startup fee \$ 600	\$ 1470 HOA323	\$ 1470 HOW451	\$ 1540 HOW444



BACKREST FOR HOPPER 300

88.5 in - 1 piece

Galvanized steel or Structured powder coated aluminium backrest supports | Hellwood = 100% PEFC

		 AA <i>All aluminium Backrest</i>	 HELLWOOD <i>Thermally treated wood Backrest</i>	 IROKO <i>Tropical hardwood Backrest</i>
	GALVANIZED STEEL	/	\$ 1240 HOW459	\$ 1320 HOW452
	BLACK RAL9005	\$ 1420 HOA325	\$ 1420  HOW460	\$ 1500 HOW453
	EARTH RGB 88 88 84	\$ 1420 HOA326	\$ 1420 HOW461	\$ 1500 HOW454
	BEACH BEIGE RAL1019	\$ 1420 HOA620	\$ 1420 HOW672	\$ 1500 HOW669
	OFF WHITE RAL9002	\$ 1420 HOA619	\$ 1420 HOW671	\$ 1500 HOW668
	VERDIGRIS RGB 133 147 142	\$ 1420 HOA327	\$ 1420 HOW480	\$ 1500 HOW456
	REED GREEN RAL6013	\$ 1420 HOA328	\$ 1420 HOW463	\$ 1500 HOW457
	COPPER BROWN RAL8004	\$ 1420 HOA621	\$ 1420 HOW673	\$ 1500 HOW670
	COLOR ON REQUEST Only RAL colors Startup fee \$ 600	\$ 1610 HOA330	\$ 1610 HOW464	\$ 1690 HOW458



BACKREST FOR HOPPER 360

112.25 in - 1 piece

Galvanized steel or Structured powder coated aluminium backrest supports | Hellwood = 100% PEFC

		AA <i>All aluminium Backrest</i>	 HELLWOOD <i>Thermally treated wood Backrest</i>	 IROKO <i>Tropical hardwood Backrest</i>
	GALVANIZED STEEL	/	\$ 1580 HOW472	\$ 1700 HOW465
	BLACK RAL9005	\$ 1760 HOA331	\$ 1760 HOW473	\$ 1880 HOW466
	EARTH RGB 88 88 84	\$ 1760 HOA332	\$ 1760 HOW474	\$ 1880 HOW467
	BEACH BEIGE RAL1019	\$ 1760 HOA623	\$ 1760 HOW666	\$ 1880 HOW663
	OFF WHITE RAL9002	\$ 1760 HOA622	\$ 1760 HOW665	\$ 1880 HOW662
	VERDIGRIS RGB 133 147 142	\$ 1760 HOA333	\$ 1760 HOW481	\$ 1880 HOW469
	REED GREEN RAL6013	\$ 1760 HOA334	\$ 1760 HOW476	\$ 1880 HOW470
	COPPER BROWN RAL8004	\$ 1760 HOA624	\$ 1760 HOW667	\$ 1880 HOW664
	COLOR ON REQUEST Only RAL colors Startup fee \$ 600	\$ 1950 HOA336	\$ 1950 HOW477	\$ 2070 HOW471

Hopper shade

© design by Dirk Wynants

In the opened and closed positions, Hopper shade echoes the lines of the Hopper design. It opens and closes effortlessly, thanks to an internal spring mechanism that takes up no extra space beside the table. This foldable canopy creates ample shade for everyone in a simple, aesthetically pleasing way.



Outer dimensions (l x w x h)
High-tech polyester fabric + Stainless steel poles AISI 316
Always combine with one of the connection options on the next page
Cover included

		<div><div></div><div>WHITE</div><div>Fabric</div></div>	<div><div></div><div>GREY TAUPE</div><div>Fabric</div></div>
	<div>240</div> <div>95 x 105.4 x 83 in</div>	<div>\$ 8280</div> <div>HSH007</div>	<div>\$ 8280</div> <div>HSH008</div>
	<div>300</div> <div>118.75 x 105.4 x 83 in</div>	<div>\$ 8670</div> <div>HSH009</div>	<div>\$ 8670</div> <div>HSH010</div>
	<div>360</div> <div>142.25 x 105.4 x 83 in</div>	<div>\$ 9390</div> <div>HSH011</div>	<div>\$ 9390</div> <div>HSH012</div>



Friends of the product

Hopper picnic

→ p54



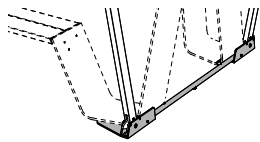
Hopper picnic AA

→ p54



ASSEMBLY UNDER HOPPER PICNIC

You need 1 set for every Hopper shade
(fig. 1)

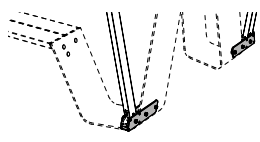


Only to combine with Hopper picnic 240/300/360
Can not be combined with galvanized steel legs with anchoring holes

\$ 2580/set
HSH013

ASSEMBLY TO HOPPER LEGS

You need 1 set for every Hopper shade
(fig. 2)

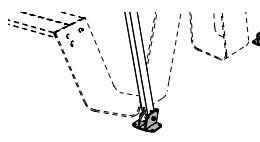


Attach to Hopper picnic legs (with holes)
Only to combine with Hopper picnic 240/300/360
Not possible to add afterwards

\$ 1640/set
HSH014

FLOOR FASTENING

You need 1 set for every Hopper shade
(fig. 3)

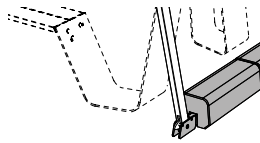


Combine with any table
Screws not included

\$ 1210/set
HSH015

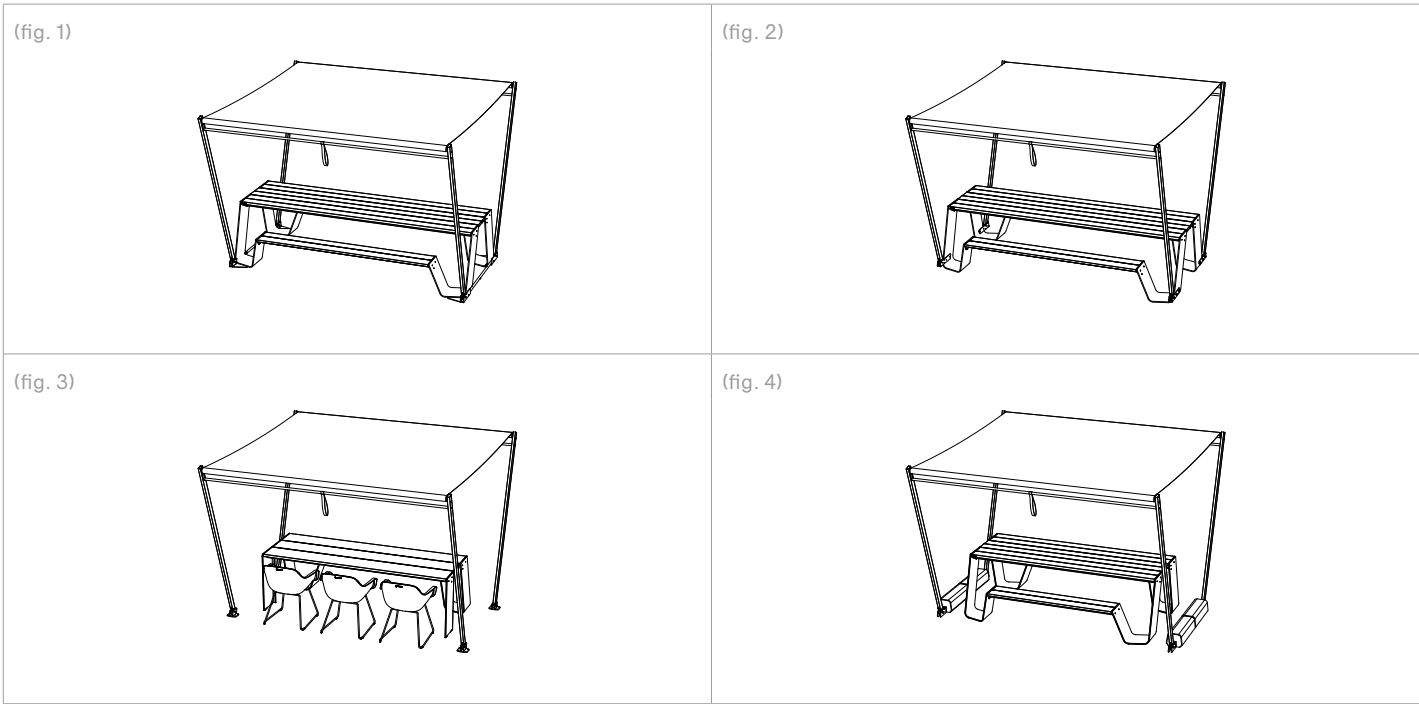
CONCRETE BASE

You need 1 set for every Hopper shade - 264 lb
(fig. 4)

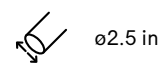


Combine with any table
In combination with Hopper choose the shade 1 size larger, otherwise the table won't fit




\$ 2520/set
HSH016



Inumbra is unique because of its pure aesthetics. The mechanical parts of this umbrella are positioned at the top, resulting in a flat canopy that catches less wind than typical convex shapes. Tests in a windtunnel have shown that the shade withstands wind speeds up to 46 mph, when anchored to the floor. Still, we strongly advise to close it sooner (from 31 mph is the rule of thumb). When paired with Gargantua or Pantagruel picnic, the umbrella pole is fastened to the tabletop. This looks clean and is also practical, as no legroom is lost under the table. The combination makes it the sturdiest terrace set you have ever seen.



INUMBRA MEDIUM
Outer dimensions (ø): 137.75 in
High-tech polyester fabric + Stainless steel pole
Cover included

		<div><div></div></div> <div>WHITE</div> <div>Fabric</div>	<div><div></div></div> <div>TAUPE</div> <div>Fabric</div>	<div><div></div></div> <div>BLACK</div> <div>Fabric</div>
<div></div> <div></div>	<div><div></div></div> <div>STAINLESS STEEL</div>	<div>\$ 8090</div> <div>INU001</div> <div></div>	<div>\$ 8090</div> <div>INU002</div>	<div>\$ 8090</div> <div>INU003</div>
	<div>COLOR ON REQUEST</div> <div>Only RAL colors</div> <div>Startup fee \$ 600</div>	<div>\$ 9300</div> <div>INU014</div>	<div>\$ 9300</div> <div>INU015</div>	<div>\$ 9300</div> <div>INU016</div>



Friends of the product

Gargantua



→ p42

Pantagruel picnic



→ p108

Pantagruel table



→ p112

Pantagruel high table















→ p114

INUMBRA LARGE



Outer dimensions (ø): 157.5 in

High-tech polyester fabric + Stainless steel or Structured powder coated stainless steel pole

Cover included




		 WHITE <i>Fabric</i>	 TAUPE <i>Fabric</i>	 BLACK <i>Fabric</i>
		STAINLESS STEEL	\$ 8620 INU004	\$ 8620 INU005
		BLACK RAL9005	/	\$ 9250  INU265
		EARTH RGB 88 88 84	/	\$ 9250 INU022
		BEACH BEIGE RAL1019	/	\$ 9250  INU021
		OFF WHITE RAL9002	\$ 9250 INU020	/
		COLOR ON REQUEST Only RAL colors Startup fee \$ 600	\$ 9870 INU017	\$ 9870 INU018
			\$ 9870 INU019	

CONNECTION PIECE

	<p>Stainless steel</p> <p>To combine with Gargantua or Pantagruel</p>	<p>\$ 500 </p> <p>INU007</p>
---	---	---

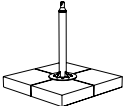


FLOOR FASTENING - PARASOL BASE

Outer dimensions (ø x h)
Stainless steel or Structured powder coated stainless steel parasol base
Screws not included

		LOW 9.75 x 23.5 in	HIGH 9.75 x 27.5 in
	 <p>STAINLESS STEEL</p>	\$ 1380 INU009	\$ 1430 INU010
	 <p>COLOR ON REQUEST Only RAL colors Startup fee \$ 600</p>	\$ 1590 INU023	\$ 1640 INU024

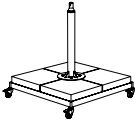


CONCRETE BASE

Outer dimensions (l x w x h)
Including stainless steel or Structured powder coated stainless steel parasol base

		LOW 275 lb - 30 x 30 x 28 in	HIGH 278 lb - 30 x 30 x 32 in
	 <p>STAINLESS STEEL</p>	\$ 2240 INU011	\$ 2290 INU012
	 <p>COLOR ON REQUEST Only RAL colors Startup fee \$ 600</p>	\$ 2450 INU025	\$ 2500 INU026

CONCRETE WHEEL BASE

Outer dimensions (l x w x h): 32.25 x 32.25 x 30.75 in - 308 lb
Including stainless steel or Structured powder coated stainless steel parasol base

	 <p>STAINLESS STEEL</p>	\$ 3540 INU013
	 <p>COLOR ON REQUEST Only RAL colors Startup fee \$ 600</p>	\$ 3750 INU027

INUMBRA MEDIUM COMBINATION
With Gargantua (+ connection piece)



GAR001 + INU001 + INU007 **\$ 18960**

INUMBRA MEDIUM COMBINATION
With Pantagruel picnic (Hellwood + Off white) (+ connection piece)



PAN626 + INU001 + INU007 **\$ 22990**

INUMBRA LARGE COMBINATION
With Gargantua (+ connection piece)




GAR001 + INU004 + INU007 **\$ 19490**

INUMBRA LARGE COMBINATION
With Pantagruel picnic (Hellwood + Earth / Earth + Taupe)
(+ connection piece)



PAN002 + INU022 + INU007 **\$ 24150**

The major difference between Inumbra and Inumbrina lies in how they are operated. Opening and closing the parasol with a rope turns out to be really easy, and even faster! Although the parasol can withstand wind speeds of up to 8 on the Beaufort scale, it is advisable to close it sooner (from wind speed 6 as a rule of thumb).

- 





ø2 in (large)

ø1.5 in (medium)



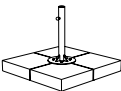
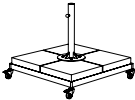


INUMBRINA LARGE

Outer dimensions (ø x h): ø149.5 x 109.75 in
High-tech polyester fabric + Stainless steel pole | Cover included

	LARGE			
		WHITE <i>Fabric</i>	TAUPE <i>Fabric</i>	BLACK <i>Fabric</i>
		\$ 5990 INI001	\$ 5990 INI002	\$ 5990 INI003

CONNECTION OPTIONS FOR INUMBRINA LARGE

	CONNECTION PIECE Stainless steel To combine with Gargantua or Pantagruel	\$ 380 INI010
	FLOOR FASTENING Stainless steel parasol base Screws not included	\$ 890 INI011
	CONCRETE BASE Including stainless steel parasol base 275 lb - 30 x 30 x 23.5 in	\$ 1750 INI012
	CONCRETE WHEEL BASE Including stainless steel parasol base 309 lb - 32.25 x 32.25 x 26.75 in	\$ 3050 INI013



Friends of the product

Gargantua



→ p42

Pantagruel picnic



→ p108

Pantagruel table







→ p112




INUMBRINA MEDIUM


Outer dimensions (ø x h): ø126 x 98.75 in

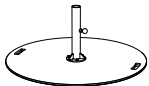

High-tech polyester fabric + Stainless steel pole | Cover included

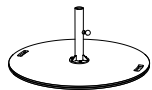

		 WHITE <i>Fabric</i>	 TAUPE <i>Fabric</i>	 BLACK <i>Fabric</i>
	MEDIUM	\$ 5010 <small>INI007</small>	\$ 5010 <small>INI008</small>	\$ 5010 <small>INI009</small>

CONNECTION OPTIONS FOR INUMBRINA MEDIUM

	CONNECTION PIECE Galvanized steel To combine with Anker	\$ 240 <small>ANK331</small>
---	--	--

	FLOOR FASTENING Stainless steel parasol base Screws not included	\$ 650 <small>INI014</small>
---	---	--

 	PARASOL BASE STANDARD Stainless steel parasol base & 1 galvanized steel base plate 59 lb - ø 28.75 x 11.5 in	\$ 1300 <small>INI222</small>
---	--	---

 	PARASOL BASE HEAVY DUTY Stainless steel parasol base & 2 galvanized steel base plates 114 lb - ø 28.75 x 11.75 in	\$ 1950 <small>INI237</small>
---	---	---



Friends of the product

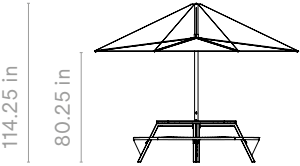
Anker
(medium)

→ p30

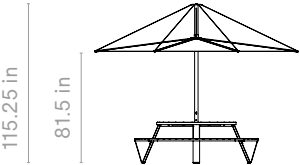


INUMBRA COMBINATIONS
Gargantua - Pantagruel - stand alone

Inumbra large +
connection piece & Gargantua



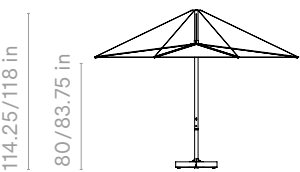
Inumbra large +
connection piece & Pantagruel picnic



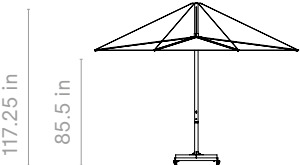
Inumbra large +
parasol base for floor fastening 60/70



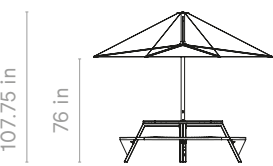
Inumbra large +
concrete base 71/81



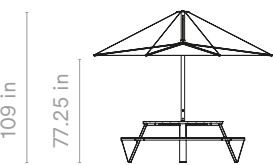
Inumbra large +
concrete wheel base



Inumbra medium +
connection piece & Gargantua



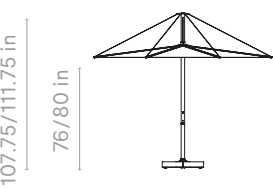
Inumbra medium +
connection piece & Pantagruel picnic



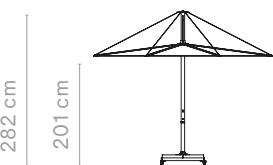
Inumbra medium +
parasol base for floor fastening 60/70



Inumbra medium +
concrete base 71/81

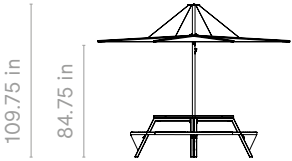


Inumbra medium +
concrete wheel base

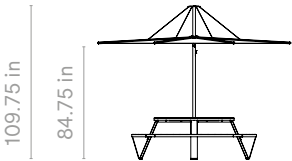


INUMBRINA COMBINATIONS
Gargantua - Pantagruel - Anker - stand alone

Inumbrina large +
connection piece & Gargantua



Inumbrina large +
connection piece & Pantagruel picnic



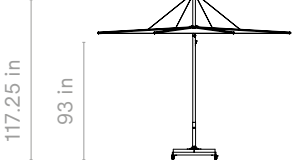
Inumbrina large +
parasol base for floor fastening



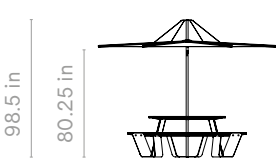
Inumbrina large +
concrete base



Inumbrina large +
concrete wheel base



Inumbrina medium +
Anker



Inumbrina medium +
parasol base for floor fastening




Inumbrina medium +
parasol base standard/heavy duty







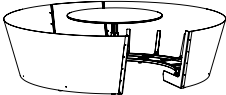
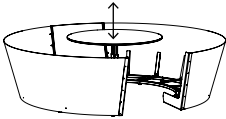
This table-seat-lounge combination makes efficient use of the space available by combining functionalities such as sofa, meeting spot, dining table and lounge bed. Convert the Kosmos sofa into a lounge bed by setting the adjustable table to its lowest position and adding a cushion.

Combine a base + cushions to compose your favorite Kosmos.
Add a deco and lumbar cushion for extra comfort.







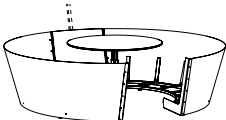
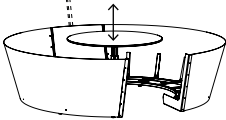
8-SEATER - BASE | NO PARASOL HOLES

Outer dimensions (ø x h): ø102.75 x 29.25 in
Can not be combined with Kosmos shade
Structured powder coated aluminium shell with matching tabletop color | No cushions included
(Color on request - Startup fee \$ 600)

		 BLACK RAL9005	 EARTH RGB 88 88 84	 OFF WHITE RAL9002	 ON REQUEST Only RAL-colors
	SHELL + FIXED TABLE	\$ 15710 KOS604	\$ 15710 KOS605	\$ 15710 KOS805	\$ 16470 KOS008
	SHELL + ADJUSTABLE TABLE	\$ 16860 KOS422	\$ 16860 KOS609	\$ 16860 KOS808	\$ 17690 KOS006

8-SEATER - BASE | PARASOL READY, WITH HOLES

Outer dimensions (ø x h): ø102.75 x 29.25 in
The back of the shell had a recess to combine with Kosmos shade
Structured powder coated aluminium shell with matching tabletop color | No cushions included
(Color on request - Startup fee \$ 600)

		 BLACK RAL9005	 EARTH RGB 88 88 84	 OFF WHITE RAL9002	 ON REQUEST Only RAL-colors
	SHELL + FIXED TABLE	\$ 15780 KOS606	\$ 15780 KOS607	\$ 15780 KOS810	\$ 16560 KOS004
	SHELL + ADJUSTABLE TABLE	\$ 16910 KOS610	\$ 16910 KOS597	\$ 16910 KOS813	\$ 17740 KOS002



Friends of the product

Deco cushions

→ p40

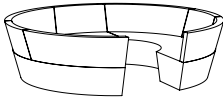








Kosmos shade

→ p80

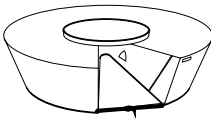



8-SEATER - CUSHIONS

		GREY CHINÉ Sunbrella® Natté	\$ 12090 KOS335
		DARK TAUPE Sunbrella® Natté	\$ 12090 KOS014
		MARBLE Sunbrella® Lopi	\$ 14580 KOS627
		COLOR ON REQUEST 1 Only for Sunbrella Natté, Solids, Savane & Heritage	\$ 12680 KOS015
		COLOR ON REQUEST 2 Only for Sunbrella Chartres	\$ 14050 KOS655
		COLOR ON REQUEST 3 Only for Sunbrella Lopi & Domino	\$ 15290 KOS659

8-SEATER - COVER

Use a cover if you intend to leave Kosmos outdoors

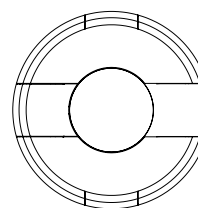
		WHITE Pvc coated polyester	\$ 2360 KOS016
---	---	--------------------------------------	--------------------------

SEATING PLACES

How many people can sit on a Kosmos?

Kosmos 8-seater

8 to 9 people sitting up straight
3 to 4 people lying down








3-SEATER - BASE








Outer dimensions (l x w x h): 99 x 36.75 x 29.25 in

Structured powder coated aluminium shell | No cushions included

(Color on request - Startup fee \$ 600)



					
		BLACK RAL9005	EARTH RGB 88 88 84	OFF WHITE RAL9002	ON REQUEST Only RAL-colors
	SHELL	\$ 4870 KOS368	\$ 4870 KOS452	\$ 4870 KOS839	\$ 5610 KOS033

3-SEATER - CUSHIONS

		GREY CHINÉ Sunbrella® Natté	\$ 4940 KOS038
		DARK TAUPE Sunbrella® Natté	\$ 4940 KOS338
		MARBLE Sunbrella® Lopi	\$ 5960 KOS635
		COLOR ON REQUEST 1 Only for Sunbrella Natté, Solids, Savane & Heritage	\$ 5180 KOS040
		COLOR ON REQUEST 2 Only for Sunbrella Chartres	\$ 5740 KOS654
		COLOR ON REQUEST 3 Only for Sunbrella Lopi & Domino	\$ 6250 KOS658

3-SEATER - COVER

Use a cover if you intend to leave Kosmos outdoors

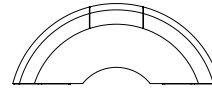
		WHITE Pvc coated polyester	\$ 1240 KOS041
---	---	--------------------------------------	--------------------------

SEATING PLACES

How many people can sit on a Kosmos?

Kosmos 3-seater

3 to 4 people



Kosmos shade

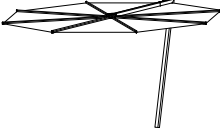
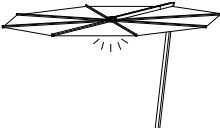
© design by Dirk Wynants

The Kosmos shade has an ingenious design and opens horizontally like a fan. Tests in a windtunnel have shown that the shade withstands wind speeds up to 28 mph, when anchored to the floor. Still, we strongly advise to close it sooner (from 18 mph is the rule of thumb). This designer shade hangs low enough to provide plenty of shade, and is perfect for placing next to the Kosmos table and seat combination or any other furniture. Two hidden magnets keep the parasol open.



ROUND SHADE


Outer dimensions (ø x h)
High-tech polyester fabric + Stainless steel pole AISI 316 | Cover included

		<div><div></div><div>WHITE</div><div>Fabric</div></div>	<div><div></div><div>TAUPE</div><div>Fabric</div></div>	<div><div></div><div>BLACK</div><div>Fabric</div></div>
	STANDARD ø128.75 x 78.95 in	\$ 7530 KSH001	\$ 7530 KSH002	\$ 7530 KSH003
	HIGH 6 in extra height ø128.75 x 84.75 in	\$ 7800 KSH004	\$ 7800 KSH005	\$ 7800 KSH006
	STANDARD + LED LIGHT IP65 - 3000K ø128.75 x 78.95 in	\$ 8620 KSH007	\$ 8620 KSH008	\$ 8620 KSH009
	HIGH + LED LIGHT IP65 - 3000K 6 in extra height ø128.75 x 84.75 in	\$ 8880 KSH010	\$ 8880 KSH011	\$ 8880 KSH012




Friends of the product

Kosmos



→ p76

Walrus





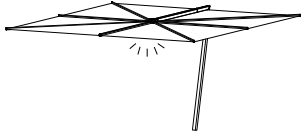
→ p152

SQUARE SHADE

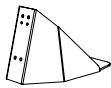
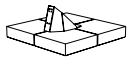
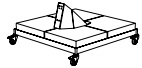
Outer dimensions (l x w x h)

High-tech polyester fabric + Stainless steel pole AISI 316 | Cover included

* Leaving the collection. Available while supplies last

		 WHITE <i>Fabric</i>
	STANDARD * 128.75 x 128.75 x 78.95 in	\$ 8220 KSH013
	HIGH * 15 cm extra height 128.75 x 128.75 x 84.75 in	\$ 8450 KSH016
	STANDARD + LED LIGHT * IP65 - 3000K 128.75 x 128.75 x 78.95 in	\$ 9330 KSH019
	 HIGH + LED LIGHT * IP65 - 3000K 15 cm extra height 128.75 x 128.75 x 84.75 in	\$ 9580 KSH022

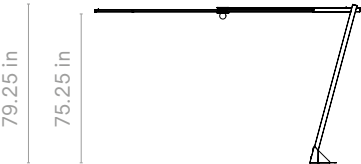
CONNECTION OPTIONS

	FLOOR FASTENING Stainless steel parasol base Screws not included	\$ 810 KSH025
	CONCRETE BASE Including parasol base 275 lb - 30 x 30 x 12.75 in	\$ 1670 KSH026
	CONCRETE WHEEL BASE Including parasol base 308 lb - 32.25 x 32.25 x 15.75 in	\$ 2970 KSH027

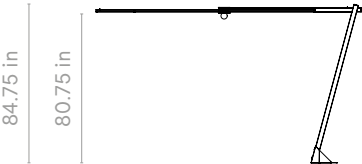
KOSMOS SHADE ROUND COMBINATIONS

Stand alone - Kosmos 8-seater

Kosmos shade round +
floor fastening




Kosmos shade round high +
floor fastening



Kosmos shade round +
concrete base




Kosmos shade round high +
concrete base



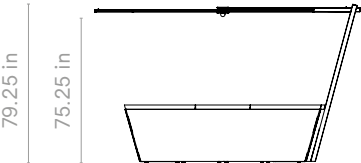
Kosmos shade round +
concrete wheel base



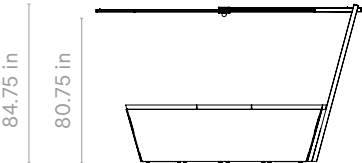
Kosmos shade round high +
concrete wheel base



Kosmos shade round +
Kosmos 8-seater

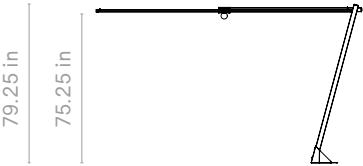


Kosmos shade round high +
Kosmos 8-seater

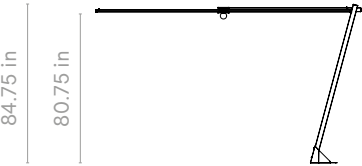


KOSMOS SHADE SQUARE COMBINATIONS
Stand alone


Kosmos shade square +
floor fastening




Kosmos shade square high +
floor fastening



Kosmos shade square +
concrete base




Kosmos shade square high +
concrete base



Kosmos shade square +
concrete wheel base



Kosmos shade square high +
concrete wheel base



Manille

© design by Dirk Wynants

Designed as a table with bench formation, this picnic table comfortably accommodates up to four people on the benches while the head of the table is reserved for wheelchair users - making Manille an inclusive and accessible table for everyone; a true tool for togetherness. What makes this picnic table stand out is its versatility. Extend the table in length by connecting multiple tables together. Thanks to a simple connection piece, you can join as many tables as you want. The shade creates an intimate cocoon whenever you need it.



- Wheelchair accessible
→ p175
- Shades → p85
Coupling → p86

MANILLE

Outer dimensions (l x w x h): 56.75 x 70 x 29.25 in - 4 people

Structured powder coated stainless steel legs + Galvanized steel frame + Hellwood tabletop & benches

Hellwood = 100% PEFC



		EARTH RGB 88 88 84	\$ 7700 MNL001
		COPPER BROWN RAL8004	\$ 7700 MNL002
		COSMIC CREAM RAL1015	\$ 7700 MNL003
		PISTACHE RAL6021	\$ 8170 MNL004
		COLOR ON REQUEST Only RAL colors Startup fee \$ 600	\$ 8290 MNL005

FLOOR FASTENING

Anchoring plate (screws not included)

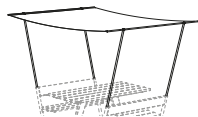
	Stainless steel 1 set: 2 pieces	\$ 120/set MNL008
--	------------------------------------	-----------------------------

SOFT SHADE


Outer dimensions (l x w x h): 67.25 x 96.5 x 73.75 in

Stainless steel poles + High-tech polyester fabric

Only compatible with the Manille | Storage bag for canopy included



WHITE

\$ 2300 
MNL006

FIXED SHADE

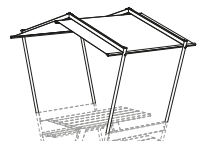
Outer dimensions (l x w x h): 67.75 x 95 x 85 in

Structured powder coated stainless steel poles + Structured powder coated aluminium top structure + Glamping tent fabric Light Ivory RAL1015

Only compatible with the Manille

If you combine Manille with the Fixed shade, floor fastening is necessary

The floor fastening plate is supplied (screws not included)



EARTH
RGB 88 88 84

\$ 4700
MNL009



COPPER BROWN
RAL8004

\$ 4700
MNL010



COSMIC CREAM
RAL1015

\$ 4700
MNL011



PISTACHE
RAL6021

\$ 5240
MNL012



COLOR ON REQUEST
Only RAL colors
Startup fee \$ 600

\$ 5360
MNL013

COUPLING - WOOD

Outer dimensions (l x w): 28 x 11 in
Hellwood tabletop + Galvanized steel frame
Hellwood = 100% PEFC



		HELLWOOD	\$ 1030 MNL007
---	---	----------	-------------------

COUPLING - POWDER COATED

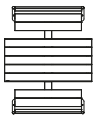
Outer dimensions (l x w): 28 x 11 in
Structured powder coated ZnAlMg tabletop

		EARTH RGB 88 88 84	\$ 590 MNL014
		COPPER BROWN RAL8004	\$ 590 MNL015
		COSMIC CREAM RAL1015	\$ 590 MNL016
		PISTACHE RAL6021	\$ 680 MNL017
		COLOR ON REQUEST Only RAL colors Startup fee \$ 600	\$ 680 MNL018

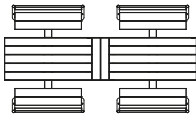
MANILLE

How many people can sit on a Manille?

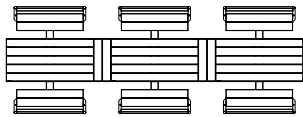
56.75 in
4 people



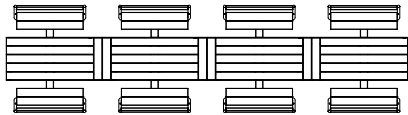
124.75 in
8 people



193 in
12 people



261 in
16 people



MANILLE COMBINATION

Manille (Earth) with soft shade



MNL001 + MNL006

\$ 10000

MANILLE COMBINATION

Manille (Earth) with two soft shades & one coupling piece (wood)



MNL001 (x2) + MNL006 (x2) + MNL007

\$ 21030

MANILLE COMBINATION

Manille (Pistache) with fixed shade (floor fastening incl.)



MNL004 + MNL012

\$ 13690

MANILLE COMBINATION

Three Manilles (Pistache) with & two powder coated coupling pieces



MNL004 (x3) + MNL017 (x2)

\$ 25870

Marina combo

© design by Metrica

A combination of chairs and benches is what makes this range really unique. You can have a frequent use zone with Captain's Chairs that offer high comfort, and still have plenty of visitors over, offering seats on the benches.

Other combinations on request. If the length of the table exceeds 6m, special transport surcharges might be applicable.



- Wheelchair accessible
→ p174
- Charging module
→ p178
- Cushions → p93
Floor fastening → p91

HOW DO I GET THE CORRECT PRODUCT CODE?


Complement the dots with the correct color code mentioned below

OFF WHITE RAL9002	VERDIGRIS RGB 133 147 142	REED GREEN RAL6013	COPPER BROWN RAL8004	ON REQUEST Only RAL colors Startup fee \$ 600
MAO...	MAV...	MAG...	MAC...	MAQ... + 15% surcharge per piece

3 LEGS

Outer dimensions 5 profiles (l x w x h): L x 61 x 29.5 in | Outer dimensions 6 profiles (l x w x h): L x 67 x 29.5 in

Structured powder coated zinced steel legs + coated fiberglass reinforced polyester tabletop & benches

	5 PROFILES <i>Tabletop width 28.25 in</i>		6 PROFILES <i>Tabletop width 35.25 in</i>	
	L 141.75 IN Bench length 65 in	\$ 10170 ...003	\$ 11420 ...004	
	L 163.5 IN Bench length 86.5 in	\$ 11800 ...005	\$ 13280 ...006	
	L 185 IN Bench length 108.25 in	\$ 13430 ...007	\$ 15060 ...008	
	L 191 IN Bench length 86.5 in	\$ 13030 ...009	\$ 14690 ...010	
	L 234.25 IN Bench length 130 in	\$ 15450 ...011	\$ 17410 ...012	



Friends of the product


- Captain's Chair

→ p36
- Sensu

→ p118


4 LEGS

Outer dimensions 5 profiles (l x w x h): L x 61 x 29.5 in | Outer dimensions 6 profiles (l x w x h): L x 67 x 29.5 in
Structured powder coated zinc steel legs + coated fiberglass reinforced polyester tabletop & benches

		5 PROFILES <i>Tabletop width 28.25 in</i>	6 PROFILES <i>Tabletop width 35.25 in</i>
	L 234.25 IN Bench length 65 in 65 in	\$ 16900 ...013	\$ 18890 ...014

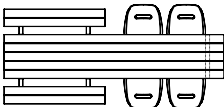
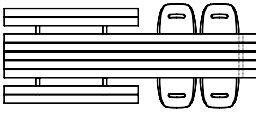
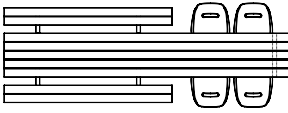
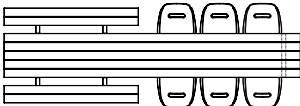
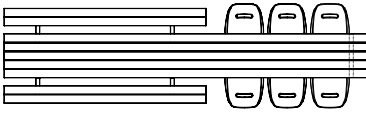
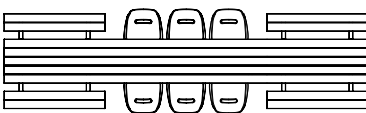
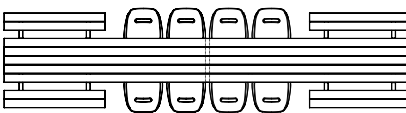
5 LEGS

Outer dimensions 5 profiles (l x w x h): L x 61 x 29.5 in | Outer dimensions 6 profiles (l x w x h): L x 67 x 29.5 in
Structured powder coated zinc steel legs + coated fiberglass reinforced polyester tabletop & benches

		5 PROFILES <i>Tabletop width 28.25 in</i>	6 PROFILES <i>Tabletop width 35.25 in</i>
	L 261.75 IN Bench length 65 in 65 in	\$ 18900 ...015	\$ 21220 ...016

MARINA COMBO + CAPTAIN’S CHAIRS

How many people can sit on a Marina combo?

3 legs	141.75 in 10 people (4 Captain’s Chairs)	
	163.5 in 12 people (4 Captain’s Chairs)	
	185 in 14 people (4 Captain’s Chairs)	
	191 in 14 people (6 Captain’s Chairs)	
	234.25 in 18 people (6 Captain’s Chairs)	
4 legs	234.25 in 18 people (6 Captain’s Chairs)	
5 legs	261.75 in 20 people (8 Captain’s Chairs)	

The marvel of the Marina picnic design is that the tabletop is one seamless piece, creating a calm and uninterrupted aesthetic. With benches on both sides, this piece is a perfect example of the Extremis ‘Tools for Togetherness’ philosophy, bringing up to 26 people together at standard lengths of up to 7,15 meters. If the length of the table exceeds 6m, special transport surcharges might be applicable.



- 

Wheelchair accessible
→ p174
- 

Charging module
→ p178
- 

Cushions → p93
Floor fastening → p91

HOW DO I GET THE CORRECT PRODUCT CODE?


Complement the dots with the correct color code mentioned below

 <div>OFF WHITE RAL9002</div>	 <div>VERDIGRIS RGB 133 147 142</div>	 <div>REED GREEN RAL6013</div>	 <div>COPPER BROWN RAL8004</div>	 <div>ON REQUEST Only RAL colors Startup fee \$ 600</div>
MAO...	MAV...	MAG...	MAC...	MAQ... + 15% surcharge per piece

2 LEGS

Outer dimensions 5 profiles (l x w x h): L x 61 x 29.5 in | Outer dimensions 6 profiles (l x w x h): L x 67 x 29.5 in


Structured powder coated zinced steel legs + coated fiberglass reinforced polyester tabletop & benches | 21.75 in /person

		5 PROFILES Tabletop width 28.25 in	6 PROFILES Tabletop width 35.25 in
	L 65 IN	\$ 6630 ...021	\$ 7160 ...022
	L 86.5 IN	\$ 8250 ...023	\$ 8960 ...024
	L 108.25 IN	\$ 9810 ...025	\$ 10720 ...026
	L 130 IN	\$ 11280 ...001	\$ 11960 ...027

3 LEGS

Outer dimensions 5 profiles (l x w x h): L x 61 x 29.5 in | Outer dimensions 6 profiles (l x w x h): L x 67 x 29.5 in


Structured powder coated zinc steel legs + coated fiberglass reinforced polyester tabletop & benches | 21.75 in /person

		5 PROFILES <i>Tabletop width 28.25 in</i>	6 PROFILES <i>Tabletop width 35.25 in</i>
	L 151.5 IN	\$ 13550 ...028	\$ 14930 ...029
	L 173.25 IN	\$ 15230 ...030	\$ 16730 ...031
	L 195 IN	\$ 16820 ...032	\$ 18510 ...033
	L 216.5 IN	\$ 17270 ...034	\$ 19010 ...035

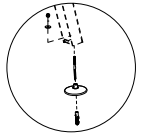
4 LEGS

Outer dimensions 5 profiles (l x w x h): L x 61 x 29.5 in | Outer dimensions 6 profiles (l x w x h): L x 67 x 29.5 in

Structured powder coated zinc steel legs + coated fiberglass reinforced polyester tabletop & benches | 21.75 in /person

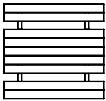
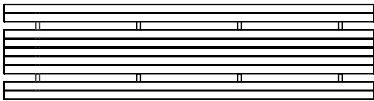
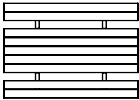

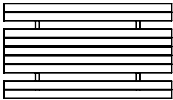


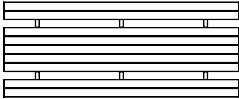
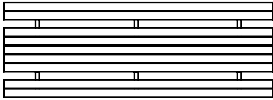
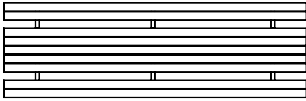
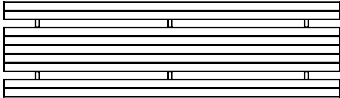
		5 PROFILES <i>Tabletop width 28.25 in</i>	6 PROFILES <i>Tabletop width 35.25 in</i>
	L 238.25 IN	\$ 19480 ...036	\$ 21420 ...037
	L 259.75 IN	\$ 21010 ...038	\$ 23080 ...039
	L 281.5 IN	\$ 22480 ...040	\$ 24760 ...041

FLOOR FASTENING SET

	Bolts included Not for Marina Bistro 1 set: 2 pieces	\$ 160/set MAR121
---	--	-----------------------------


MARINA PICNIC

How many people can sit on a Marina picnic?
These are all available standard sizes


2 legs	65 in 6 people		4 legs	238.25 in 22 people	
	86.5 in 8 people			259.75 in 24 people	
	108.25 in 10 people			281.5 in 26 people	
	130 in 12 people				
3 legs	151.5 in 14 people				
	173.25 in 16 people				
	195 in 18 people				
	216.5 in 20 people				

MARINA PICNIC - MADE TO MEASURE

Formulas for calculating the price of the tables with non standard sizes up to 259.75 in

	PRICE OF CUSTOM LENGTH (5 PROFILES) Price of the table of the next standard length	+ \$ 400
	PRICE OF CUSTOM LENGTH (6 PROFILES) Price of the table of the next standard length	+ \$ 440

Examples

	CUSTOM LENGTH: 98.5 X 60.5 X 29.5 IN \$ 9810 (Price MAV025) + \$ 400	+ \$ 10210
	CUSTOM LENGTH: 98.5 X 67 X 29.5 IN \$ 10720 (Price MAV026) + \$ 440	+ \$ 11160












CUSHIONS

Outer dimensions (l x w x t) - 1 piece

Pick the cushion according to the length of your bench

Please store the cushions inside when not in use

		65 IN	86.5 IN	108.25 IN
		<i>65 x 11.5 x 1.25 in</i>	<i>86.5 x 11.5 x 1.25 in</i>	<i>108.25 x 11.5 x 1.25 in</i>
	GREY CHINÉ Sunbrella® Natté	\$ 740 MAR789	\$ 970 MAR791	\$ 1160 MAR793
	DARK TAUPE Sunbrella® Natté	\$ 740 MAR803	\$ 970 MAR804	\$ 1160 MAR805
	MARBLE Sunbrella® Lopi	\$ 940 MAR776	\$ 1150 MAR790	\$ 1370 MAR792
	LEAF GREEN Sunbrella® Heritage	\$ 740 MAR809	\$ 970 MAR810	\$ 1160 MAR811
	RUST Sunbrella® Heritage	\$ 740 MAR812	\$ 970 MAR813	\$ 1160 MAR814
	COLOR ON REQUEST 1 Only for Sunbrella Natté, Solids, Savane & Heritage	\$ 790 MAR794	\$ 1020 MAR797	\$ 1220 MAR800
	COLOR ON REQUEST 2 Only for Sunbrella Chartres	\$ 880 MAR795	\$ 1130 MAR798	\$ 1300 MAR801
	COLOR ON REQUEST 3 Only for Sunbrella Lopi & Domino	\$ 990 MAR796	\$ 1210 MAR799	\$ 1420 MAR802


Marina double desk


© design by Metrica

The Marina double desk is perfect for office environments. The desk has two tabletops with only one set of legs, an ideal solution for open-plan offices. The fiberglass tabletop is very strong, yet it feels as pleasant as wood. In between the desk, there’s a space for plugs and cables or extra accessories.



Other lenghts and accessories on request. If the length of the table exceeds 6m, special transport surcharges might be applicable.

- 

Wheelchair accessible
→ p174
- 

Charging module
→ p178


HOW DO I GET THE CORRECT PRODUCT CODE?

Complement the dots with the correct color code mentioned below

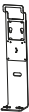
 OFF WHITE <i>RAL9002</i>	 VERDIGRIS <i>RGB 133 147 142</i>	 REED GREEN <i>RAL6013</i>	 COPPER BROWN <i>RAL8004</i>	 ON REQUEST <i>Only RAL colors Startup fee \$ 600</i>
MAO...	MAV...	MAG...	MAC...	MAQ... + 15% surcharge per piece

2 LEGS

Outer dimensions 2 x 5 profiles (l x w x h): L x 58.75 x 29.5 in | Outer dimensions 2 x 6 profiles (l x w x h): L x 70 x 29.5 in
Structured powder coated zincd steel legs + coated fiberglass reinforced polyester tabletop | 27.5 in/Captain’s Chair

		2 X 5 PROFILES <i>Tabletop width 58.75 in</i>	2 X 6 PROFILES <i>Tabletop width 70 in</i>
	L 159.5 IN	\$ 14540 ...122	\$ 17300 ...123

MONITOR HOLDER

	Stainless steel 316	\$ 740 MAR770
---	----------------------------	-------------------------



Friends of the product

- Captain’s Chair



→ p36
- Sensu



→ p118

MARINA DOUBLE DESK - MADE TO MEASURE

Formulas for calculating the price of the tables with non standard sizes up to 259.75 in



PRICE OF CUSTOM LENGTH (5 OR 6 PROFILES)

2 x price of table of the next standard length - (number of legs x \$ 100)

Examples





CUSTOM LENGTH: 196.75 X 28.25 X 29.5 IN

2 x € 10290 (Price MAV069) - (3 x \$ 100)

+ \$ 20880

The Marina table set is available without the attached seating benches to create a free-standing table. Marina table is not only unlimited in length, you can also extend the long architectural lines from the terrace through to the dining room, from the office workspace through to the office canteen. Boundaries blur between work and play, indoors and outdoors. If the length of the table exceeds 6m, special transport surcharges might be applicable.



-  Wheelchair accessible
→ p174
-  Charging module
→ p178

HOW DO I GET THE CORRECT PRODUCT CODE?


Complement the dots with the correct color code mentioned below

 OFF WHITE RAL9002	 VERDIGRIS RGB 133 147 142	 REED GREEN RAL6013	 COPPER BROWN RAL8004	 ON REQUEST Only RAL colors Startup fee \$ 600
MAO...	MAV...	MAG...	MAC...	MAQ... + 15% surcharge per piece

TABLE - 2 LEGS

Outer dimensions 5 profiles (l x w x h): L x 28.25 x 29.5 in | Outer dimensions 6 profiles (l x w x h): L x 34.25 x 29.5 in

Structured powder coated zinced steel legs + coated fiberglass reinforced polyester tabletop | 27.25 in/Captain's Chair

		5 PROFILES Tabletop width 28.25 in	6 PROFILES Tabletop width 35.25 in
	L 76.75 IN	\$ 4560 ...060	\$ 5280 ...061
	L 104.25 IN	\$ 5720 ...062	\$ 6660 ...063
	L 132 IN	\$ 6920 ...064	\$ 8130 ...065
	L 159.5 IN	\$ 7600 ...066	\$ 8970 ...067



Friends of the product

Captain's Chair



→ p36


Sensu



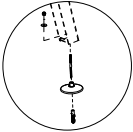
→ p118

TABLE - 3 LEGS

Outer dimensions 5 profiles (l x w x h): L x 28.25 x 29.5 in | Outer dimensions 6 profiles (l x w x h): L x 34.25 x 29.5 in
Structured powder coated zinc steel legs + coated fiberglass reinforced polyester tabletop | 27.25 in/Captain's Chair

		5 PROFILES <i>Tabletop width 28.25 in</i>	6 PROFILES <i>Tabletop width 35.25 in</i>
	L 187 IN	\$ 9180 ...068	\$ 10740 ...002
	L 214.5 IN	\$ 10290 ...069	\$ 12110 ...070
	L 242 IN	\$ 11480 ...071	\$ 13520 ...072
	L 269.75 IN	\$ 12540 ...073	\$ 14800 ...074

FLOOR FASTENING SET


	Bolts included Not for Marina Bistro 1 set: 2 pieces	\$ 160/set MAR121
--	--	----------------------

Marina high table

© design by Metrica

The Marina table is also available in a high version, 105 cm to be precise. Extend the architectural lines of the table from your terrace to your dining room and from your office workspace to your office canteen. Whether indoors or outdoors, these tables blur the boundaries between work and play and turn an individual space into a shared one. If the length of the table exceeds 6m, special transport surcharges might be applicable.



 Charging module
→ p178

HOW DO I GET THE CORRECT PRODUCT CODE?


Complement the dots with the correct color code mentioned below

 OFF WHITE RAL9002	 VERDIGRIS RGB 133 147 142	 REED GREEN RAL6013	 COPPER BROWN RAL8004	 ON REQUEST Only RAL colors Startup fee \$ 600
MAO...	MAV...	MAG...	MAC...	MAQ... + 15% surcharge per piece

HIGH TABLE - 2 LEGS

Outer dimensions 5 profiles (l x w x h): L x 28.25 x 41.25 in | Outer dimensions 6 profiles (l x w x h): L x 34.25 x 41.25 in

Structured powder coated zinced steel legs + coated fiberglass reinforced polyester tabletop | 27.25 in/Captain's Chair

		5 PROFILES Tabletop width 28.25 in	6 PROFILES Tabletop width 35.25 in
	L 76.75 IN	\$ 4800 ...091	\$ 5480 ...092
	L 104.25 IN	\$ 5960 ...093	\$ 6860 ...094
	L 132 IN	\$ 7160 ...095	\$ 8330 ...096
	L 159.5 IN	\$ 7840 ...097	\$ 9170 ...098



Friends of the product

Captain's Chair
high

→ p39



Sensu

→ p118



Tiki
bar stool


→ p138



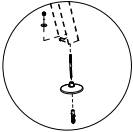
HIGH TABLE - 3 LEGS

Outer dimensions 5 profiles (l x w x h): L x 28.25 x 41.25 in | Outer dimensions 6 profiles (l x w x h): L x 34.25 x 41.25 in

Structured powder coated zinc steel legs + coated fiberglass reinforced polyester tabletop | 27.25 in/Captain's Chair


		5 PROFILES <i>Tabletop width 28.25 in</i>	6 PROFILES <i>Tabletop width 35.25 in</i>
	L 187 IN	\$ 9540 ...099	\$ 11040 ...100
	L 214.5 IN	\$ 10650 ...101	\$ 12410 ...102
	L 242 IN	\$ 11840 ...103	\$ 13820 ...104
	L 269.75 IN	\$ 12900 ...105	\$ 15100 ...106

FLOOR FASTENING SET


	Bolts included Not for Marina Bistro 1 set: 2 pieces	\$ 160/set MAR121
--	--	-----------------------------

MARINA (HIGH) TABLE - MADE TO MEASURE

Formulas for calculating the price of the tables with non standard sizes up to 259.75 in


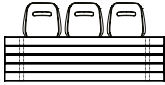
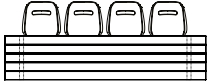
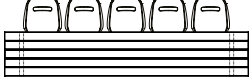
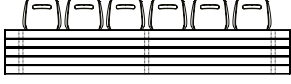
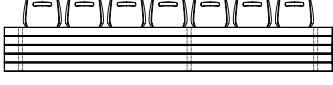
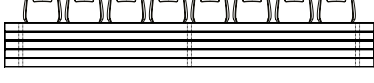
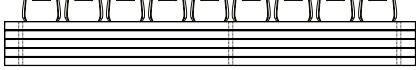
	PRICE OF CUSTOM LENGTH (5 PROFILES) Price of the table of the next standard length	+ \$ 270
	PRICE OF CUSTOM LENGTH (6 PROFILES) Price of the table of the next standard length	+ \$ 300

Examples

	CUSTOM LENGTH: 98.5 X 28.25 X 29.5 IN \$ 5720 (Price MAV062) + \$ 270	\$ 5990
	CUSTOM LENGTH: 98.5 X 34.25 X 29.5 IN \$ 6660 (Price MAV063) + \$ 300	\$ 6960

MARINA (HIGH) TABLE & DOUBLE DESK + CAPTAIN'S CHAIRS

How many people can sit on a Marina (high) table & Marina double desk?



2 legs	76.75 in 4 Captain's Chairs		
	104.25 in 6 Captain's Chairs		
	132 in 8 Captain's Chairs		
	159.5 in 10 Captain's Chairs		
3 legs	187 in 12 Captain's Chairs		
	214.5 in 14 Captain's Chairs		Position of the legs is asymmetrical
	242 in 16 Captain's Chairs		
	269.75 in 18 Captain's Chairs		Position of the legs is asymmetrical

Panigiri

© design by Dirk Wynants

‘Pan giri’ in Greek stands for ‘gathering all,’ and that’s what this design is all about. Choose between a table with chairs, a picnic table, or a combination of both. The smart position of the benches allow easy entry without lifting your leg. Experience optimal comfort with BYOS (Bring Your Own Seat) and convenient slide-on cushions. The new Captain’s Chairs Pipe Legs perfectly complement the organic, round shapes of this table.














-  Wheelchair accessible
→ p175
-  Cushions → p103

BASE MODULES

Outer dimensions (l x w x h) - Tabletop width 39.25 in
Structured powder coated stainless steel legs + Galvanized steel frame + Hellwood tabletop (& benches)
Hellwood = 100% PEFC



			
	COMBO 128.25 x 70.75 x 29.25 in Possible to fit 4 to 6 chairs	PICNIC 128.25 x 70.75 x 29.25 in Possible to fit 2 chairs	TABLE 128.25 x 39.25 x 29.25 in Possible to fit 8 to 10 chairs
	BLACK RAL9005 \$ 14550 PNG001	\$ 17580 PNG006	\$ 11520 PNG011
	EARTH RGB 88 88 84 \$ 14550  PNG002	\$ 17580  PNG007	\$ 11520  PNG012
	BEACH BEIGE RAL1019 \$ 14550 PNG003	\$ 17580 PNG008	\$ 11520 PNG013
	OFF WHITE RAL9002 \$ 14550 PNG004	\$ 17580 PNG009	\$ 11520 PNG014
	ON REQUEST Only RAL colors Startup fee \$ 600 \$ 15440 PNG005	\$ 18640 PNG010	\$ 12240 PNG015



Friends of the product

Captain’s Chair
pipe legs

→ p38



Sensu
tilted

→ p119




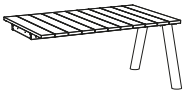





ADDITIONAL MODULES

Outer dimensions (l x w x h) - Tabletop width 39.25 in

Structured powder coated stainless steel legs + Galvanized steel frame + Hellwood tabletop (& benches)

Hellwood = 100% PEFC



			
PICNIC MODULE 61.5 x 70.75 x 29.25 in Adds 4 people		TABLE MODULE 61.5 x 39.25 x 29.25 in Adds 4 people	
	BLACK RAL9005	\$ 8650 PNG016	\$ 5620 PNG021
	EARTH RGB 88 88 84	\$ 8650 🌿 PNG017	\$ 5620 🌿 PNG022
	BEACH BEIGE RAL1019	\$ 8650 PNG018	\$ 5620 PNG023
	OFF WHITE RAL9002	\$ 8650 PNG019	\$ 5620 PNG024
	ON REQUEST Only RAL colors Startup fee \$ 600	\$ 9180 PNG020	\$ 5980 PNG025

BYOS

Outer dimensions (l x w x h): 19.75 x 18 x 18 in

Earth structured powder coated steel frame + Sunbrella fabric + Taupe polypropylene yarn

Please store the BYOS inside when not in use

Only compatible with Panigiri

1 set: 2 pieces

		COCONUT Sunbrella® Savane	\$ 1980/set PNG175
		MARBLE Sunbrella® Lopi	\$ 2060/set 🌿 PNG176

SLIDE-ON CUSHION

Outer dimensions (l x w x h): 19.75 x 9.75 x 1.25 in

Sunbrella fabric

This cushion effortlessly slides between the planks of the bench, ensuring it remains securely in place and won't blow away


Please store the cushions inside when not in use

Only compatible with Panigiri

		COCONUT Sunbrella® Savane	\$ 280 PNG029
		MARBLE Sunbrella® Lopi	\$ 310 🌿 PNG028


PANIGIRI COMBO + ADDITIONAL PICNIC MODULE

Outer dimensions (l x w x h): 189.75 x 70.75 x 29.25 in - 12 people | Possible to fit 4 to 6 Captain's Chairs



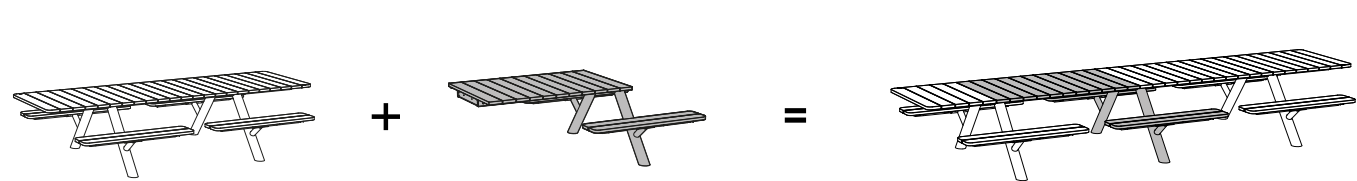
PANIGIRI COMBO + ADDITIONAL TABLE MODULE

Outer dimensions (l x w x h): 189.75 x 70.75 x 29.25 in - 12 people | Possible to fit 8 to 10 Captain's Chairs




PANIGIRI PICNIC + ADDITIONAL PICNIC MODULE

Outer dimensions (l x w x h): 189.75 x 70.75 x 29.25 in - 12 people



PANIGIRI TABLE + ADDITIONAL TABLE MODULE

Outer dimensions (l x w x h): 189.75 x 39.25 x 29.25 in - Possible to fit 12 to 14 Captain's Chairs



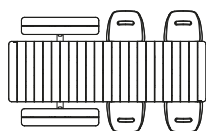
PANIGIRI COMBO + CAPTAIN'S CHAIRS

How many people can sit on a Panigiri combo?

128.25 in

8 people

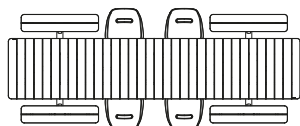
(4 to 6 Captain's Chairs)



189.75 in

12 people

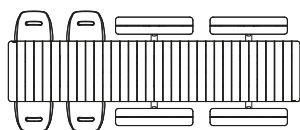
(4 to 6 Captain's Chairs)



189.75 in

12 people

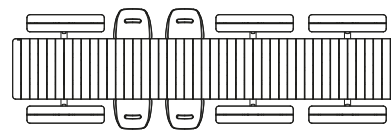
(4 to 6 Captain's Chairs)



251.25 in

16 people

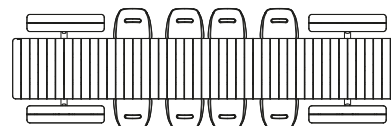
(4 to 6 Captain's Chairs)



251.25 in

16 people

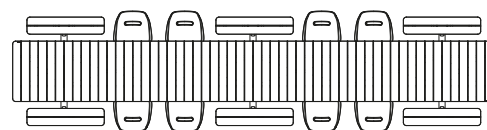
(8 to 10 Captain's Chairs)



312.5 in

20 people

(8 to 10 Captain's Chairs)

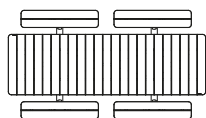


PANIGIRI PICNIC

How many people can sit on a Panigiri picnic?

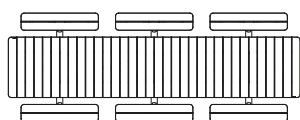
128.25 in

8 people



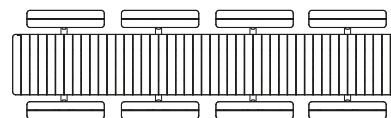
189.75 in

12 people



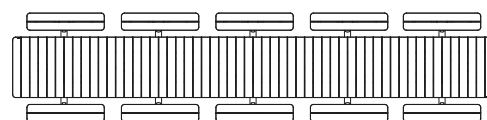
251.25 in

16 people



312.5 in

20 people

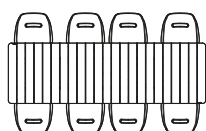


PANIGIRI TABLE + CAPTAIN'S CHAIRS

How many people can sit on a Panigiri table?

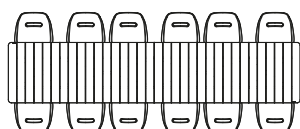
128.25 in

(8 to 10 Captain's Chairs)



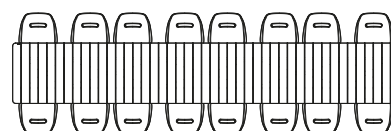
189.75 in

(12 to 14 Captain's Chairs)



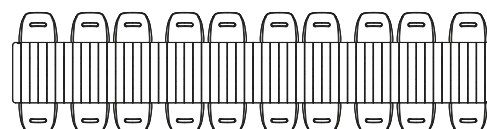
251.25 in

(16 to 18 Captain's Chairs)



312.5 in

(20 to 22 Captain's Chairs)



PANIGIRI COMBINATIONS

Some predefined combinations

PANIGIRI COMBO + SENSU TILTED + CAPTAIN’S CHAIRS

Panigiri combo base module (Earth) + 4 x Captain’s Pipe Chairs (Earth) + Sensu single square tilted with wheel base (Earth/White) + Weights



PNG002 + CAP271 (x4) + CAP031 (x4)
+ SEN184 + SEN069 + SEN191

\$ 29180

PANIGIRI TABLE + CAPTAIN’S CHAIRS

Panigiri table base module (Earth) + 8 x Captain’s Pipe Chairs (Earth)



PNG012 + CAP271 (x8) + CAP031 (x8)

\$ 15240

PANIGIRI COMBINATIONS

Some predefined combinations

PANIGIRI COMBINATION + CHAIRS

Panigiri combo base module (Earth) + Panigiri additional picnic module (Earth) + 8 x Slide-on cushions (Coconut) + 4 x Captain’s Pipe Chairs (Earth legs & shell)

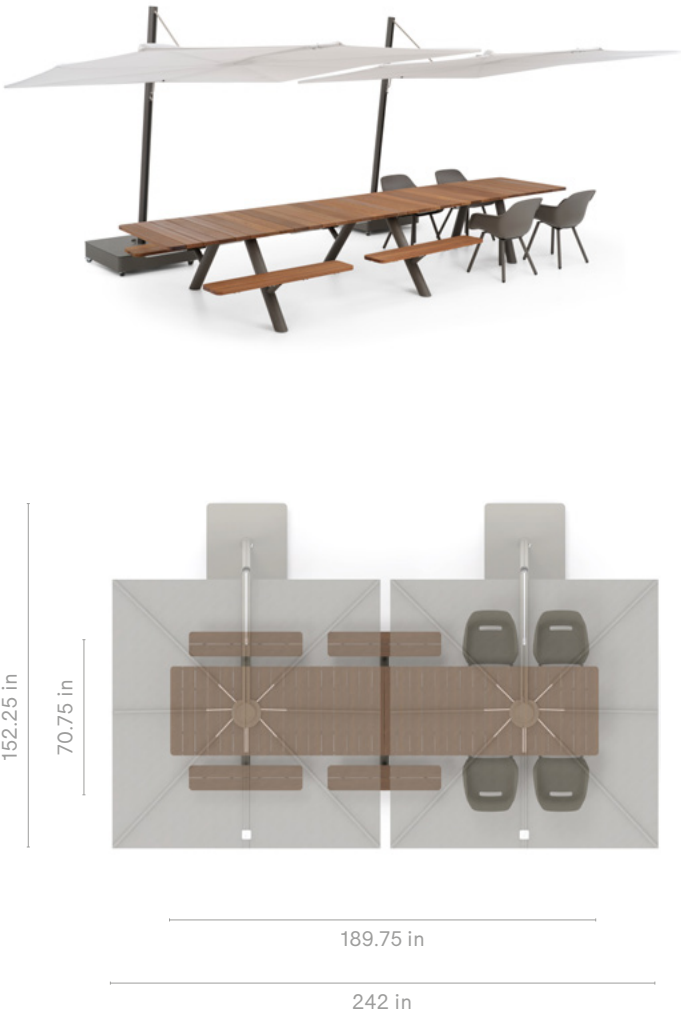


PNG002 + PNG017 + PNG029 (x8) +
CAP271 (x4) + CAP031 (x4)

\$ 29160

PANIGIRI COMBINATION + SENSU TILTED + CHAIRS

Panigiri picnic base module (Earth) + Panigiri additional table module (Earth) + 4 x Captain’s Pipe Chairs (Earth) + 2 x Sensu single square tilted with wheel base (Earth/White) + 2 x Weights



PNG007 + PNG022 + CAP271 (x4) + CAP031 (x4) +
SEN184 (x2) + SEN069 (x2) + SEN191 (x2)


\$ 48740


Pantagruel picnic

© design by Dirk Wynants













The Pantagruel round picnic table seats eight. The frame is available in a powder coated or galvanized finish. When combined with the wood used for the tabletop and benches it forms a durable outdoor picnic set. Pantagruel also features a Lazy Susan, to take the hard work out of passing food and drinks around.




Charging module
→ p178

ø25.5 in

Outer dimensions (ø x h): 89.25 x 29.5 in
Galvanized steel legs & frame OR Structured powder coated stainless steel legs + structured powder coated zinc steel tabletop- and bench frame + HPL Lazy Susan (in the same color as the legs)
Hellwood = 100% PEFC


		<div></div> <div>HELLWOOD</div> <div>Thermally treated wood tabletop & benches</div>	<div></div> <div>IROKO</div> <div>Tropical hardwood tabletop & benches</div>	
		<div>GALVANIZED STEEL</div> <div>& Off white HPL Lazy Susan</div>	<div>\$ 13180</div> <div>PAN004</div>	<div>\$ 14030</div> <div>PAN009</div>
		<div>BLACK</div> <div>RAL9005</div>	<div>\$ 14400</div> <div>PAN003</div> 	<div>\$ 15280</div> <div>PAN008</div>
		<div>EARTH</div> <div>RGB 88 88 84</div>	<div>\$ 14400</div> <div>PAN002</div>	<div>\$ 15280</div> <div>PAN007</div>
		<div>BEACH BEIGE</div> <div>RAL1019</div>	<div>\$ 14400</div> <div>PAN628</div> 	<div>\$ 15280</div> <div>PAN624</div>
		<div>OFF WHITE</div> <div>RAL9002</div>	<div>\$ 14400</div> <div>PAN626</div>	<div>\$ 15280</div> <div>PAN617</div>
		<div>COLOR ON REQUEST</div> <div>Only RAL colors Startup fee \$ 600</div>	<div>\$ 16580</div> <div>PAN005</div>	<div>\$ 17590</div> <div>PAN010</div>



Friends of the product


Inumbra
medium / large

→ p68



Inumbrina
large

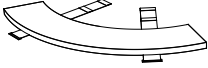







→ p72



CUSHIONS

1 set: 4 pieces








Please store the cushions inside when not in use

		GREY CHINÉ Sunbrella® Natté	\$ 1860/set PAN489
		DARK TAUPE Sunbrella® Natté	\$ 1860/set PAN634
		COCONUT Sunbrella® Savane	\$ 1860/set PAN635
		MARBLE Sunbrella® Lopi	\$ 2510/set 🌿 PAN507
		COLOR ON REQUEST 1 Only for Sunbrella Natté, Solids, Savane & Heritage	\$ 1910/set PAN018
		COLOR ON REQUEST 2 Only for Sunbrella Chartres	\$ 2140/set PAN521
		COLOR ON REQUEST 3 Only for Sunbrella Lopi & Domino	\$ 2560/set PAN522

BACKRESTS


Galvanized steel or Stuctured powder coated zinced steel

1 set: 2 pieces

		GALVANIZED STEEL	\$ 1490/set PAN011
		BLACK RAL9005	\$ 2010/set 🌿 PAN012
		EARTH RGB 88 88 84	\$ 2010/set PAN013
		BEACH BEIGE RAL1019	\$ 2010/set 🌿 PAN632
		OFF WHITE RAL9002	\$ 2010/set PAN630
		COLOR ON REQUEST Only RAL colors Startup fee \$ 600	\$ 2120/set PAN015

OPTIONS

1 set: 4 pieces



FLOOR FASTENING
Galvanized steel
Anchoring plate (screws not included)

\$ 230/set
PAN019




PROTECTION FELT FOR INDOOR USE
Anthracite felt


\$ 90/set
PAN020


CONNECTION OPTIONS

To combine with Inumbra or Inumbrina



CONNECTION PIECE INUMBRA
Inumbra medium - large
Stainless steel

\$ 500 
INU007



CONNECTION PIECE INUMBRINA
Inumbrina large
Stainless steel
Inner ø2 in

\$ 380
INI010

PANTAGRUEL PICNIC COMBINATION

With Inumbrina large (+ connection piece)



PAN626 + INI001 + INI010

\$ 20770

PANTAGRUEL PICNIC COMBINATION

With Inumbra large (+ connection piece) & 1 set backrests



PAN003 + PAN012
+ INU247 + INU007

\$ 26160


Pantagrue table

© design by Dirk Wynants


The Pantagrue table easily seats eight. With several color and material options, it fits in any indoor or outdoor space. The round shape allows everyone to take part in the conversation and have eye contact, which makes it ideal for a round table meeting. The Lazy Susan in the center makes sharing easy with others around the table.

We recommend using floor fastening when combined with Inumbra.















Charging module
→ p178



ø25.5 in


Outer dimensions (ø x h): 57.5 x 29.5 in
Structured powder coated stainless steel legs + structured powder coated zinced steel tabletop frame + HPL Lazy Susan (in the same color as the legs)
Hellwood = 100% PEFC

		<div></div> <div>HELLWOOD[®]</div> <div>Thermally treated wood tabletop</div>	<div></div> <div>IROKO</div> <div>Tropical hardwood tabletop</div>	
		<div>BLACK</div> <div>RAL9005</div>	<div>\$ 8430</div> <div>PAN027</div>	<div>\$ 8970</div> <div>PAN022</div>
		<div>EARTH</div> <div>RGB 88 88 84</div>	<div>\$ 8430</div> <div>PAN028</div>	<div>\$ 8970</div> <div>PAN023</div>
		<div>BEACH BEIGE</div> <div>RAL1019</div>	<div>\$ 8430</div> <div>PAN600</div>	<div>\$ 8970</div> <div>PAN602</div>
		<div>OFF WHITE</div> <div>RAL9002</div>	<div>\$ 8430</div> <div>PAN596</div>	<div>\$ 8970</div> <div>PAN604</div>
		<div>COLOR ON REQUEST</div> <div>Only RAL colors</div> <div>Startup fee \$ 600</div>	<div>\$ 9700</div> <div>PAN030</div>	<div>\$ 10310</div> <div>PAN025</div>




Friends of the product

Captain's Chair




→ p36

Inumbra
medium / large



→ p68

Inumbrina
large

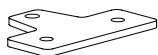


→ p72

112

OPTIONS

1 set: 4 pieces

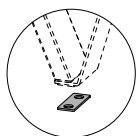


FLOOR FASTENING

Galvanized steel
Anchoring plate (screws not included)

\$ 230/set

PAN019



PROTECTION FELT FOR INDOOR USE

Anthracite felt

\$ 90/set

PAN020

CONNECTION OPTIONS

To combine with Inumbra or Inumbrina

We recommend using floor fastening when combined with Inumbra



CONNECTION PIECE INUMBRA

Inumbra medium - large
Stainless steel

\$ 500 🔄

INU007



CONNECTION PIECE INUMBRINA

Inumbrina large
Stainless steel
Inner ø2 in

\$ 380

INI010


Pantagruel high table


© design by Dirk Wynants

Looking for a cocktail table with the refined yet sturdy Pantagruel look? Behold the Pantagruel high table. Eight chairs and even more stools fit around the extra-large tabletop. In the center you will find an HPL Lazy Susan, with which to easily pass things around. The light design uses highly durable, outdoor-resistant materials.









We recommend using floor fastening when combined with Inumbra. Can not be combined with Inumbra large.




 Charging module
→ p178


 ø65 mm


Outer dimensions (ø x h): 57.5 x 41.25 in
Structured powder coated stainless steel legs + structured powder coated zinced steel tabletop frame + HPL Lazy Susan (in the same color as the legs)
Hellwood = 100% PEFC


		 HELLWOOD[®] <i>Thermally treated wood tabletop</i>	 IROKO <i>Tropical hardwood tabletop</i>	
		BLACK RAL9005	\$ 9100 PAN037	\$ 9640 PAN032
		EARTH RGB 88 88 84	\$ 9100 PAN038	\$ 9640 PAN033
		BEACH BEIGE RAL1019	\$ 9100 PAN612	\$ 9640 PAN607
		OFF WHITE RAL9002	\$ 9100 PAN614	\$ 9640 PAN610
		COLOR ON REQUEST Only RAL colors Startup fee \$ 600	\$ 10470 PAN040	\$ 11080 PAN035



Friends of the product

Captain's Chair high
→ p39

Inumbra medium / large
→ p68

Tiki bar stool
→ p138

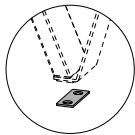
OPTIONS

1 set: 4 pieces



FLOOR FASTENING
Galvanized steel
Anchoring plate (screws not included)

\$ 230/set
PAN019



PROTECTION FELT FOR INDOOR USE
Anthracite felt

\$ 90/set
PAN020

CONNECTION OPTIONS

To combine with Inumbra


We recommend using floor fastening when combined with Inumbra



CONNECTION PIECE INUMBRA
Inumbra medium - large
Stainless steel

\$ 500 
INU007







Picnik is made from a single sheet of aluminum, cut and bent to shape with zero waste. The form seats two people comfortably at the tabletop and withstands the harshest of the elements outdoors. A perfect example of 'form follows function', Picnik is a true design classic in the Extremis collection.

 Wheelchair accessible
→ p175



STANDARD FEET

Outer dimensions (l x w x h): 57.75 x 37.5 x 29.5 in
Structured powder coated aluminium + Stainless steel feet (6 pcs)









		OFF WHITE RAL9002	\$ 9590 PIC272
		VERDIGRIS RGB 133 147 142	\$ 9590 PIC003
		COPPER BROWN RAL8004	\$ 9590  PIC004
		COBALT BLUE RAL5013	\$ 10570 PIC005
		SUN YELLOW RAL1032	\$ 10570 PIC270
		PISTACHE RAL6021	\$ 10570 PIC274
		ON REQUEST Only RAL colors Startup fee \$ 600	\$ 10570 PIC007

FLOOR FASTENING FEET

Outer dimensions (l x w x h): 57.75 x 37.5 x 29.5 in

Structured powder coated aluminium + Stainless steel feet (4 pcs)









Screws not included

		OFF WHITE RAL9002	\$ 9980 PIC276
		VERDIGRIS RGB 133 147 142	\$ 9980 PIC022
		COPPER BROWN RAL8004	\$ 9980 PIC023
		COBALT BLUE RAL5013	\$ 10980 PIC024
		SUN YELLOW RAL1032	\$ 10980 PIC275
		PISTACHE RAL6021	\$ 10980 PIC277
		ON REQUEST Only RAL colors Startup fee \$ 600	\$ 10980 PIC026


PROTECTION FEET WITH FELT

Outer dimensions (l x w x h): 57.75 x 37.5 x 29.5 in

Structured powder coated aluminium + Stainless steel feet with felt for delicate floors (6 pcs)

		OFF WHITE RAL9002	\$ 10090 PIC279
		VERDIGRIS RGB 133 147 142	\$ 10090 PIC030
		COPPER BROWN RAL8004	\$ 10090 PIC031
		COBALT BLUE RAL5013	\$ 11100 PIC032
		SUN YELLOW RAL1032	\$ 11100 PIC278
		PISTACHE RAL6021	\$ 11100 PIC280
		ON REQUEST Only RAL colors Startup fee \$ 600	\$ 11100 PIC034




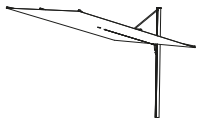



This freestanding shade opens horizontally like a hand fan and does not take up any space on your precious table. Thanks to its flat surface, Sensu offers excellent wind resistance while also keeping any technical parts out of sight. This floating shade opens and closes effortlessly while by cantilevering Sensu, you optimally cast the shade. The modular central pole can hold one, two, or even four shades for a maximum shade surface. Sensu is the perfect tool for enjoying a cool moment with friends and/or colleagues on a sunny day.

 Base options → p122



SINGLE SQUARE - STRAIGHT

Outer dimensions (l x w x h): 127.25 x 118 x 98.5 in | The shade itself is 118 x 118 in
Acrylic fabric (cover included) + Structured powder coated aluminium pole (ø3.5 in)
Always combine with one of the connection options on page 122/123
360 degree rotating system included

				
		WHITE <i>Fabric</i>	TAUPE <i>Fabric</i>	BLACK <i>Fabric</i>
		OFF WHITE RAL9002	\$ 7850 SEN178	\$ 7850 SEN179
		EARTH RGB 88 88 84	\$ 7850 SEN006	\$ 7850 SEN005
		BLACK RAL9005	\$ 7850 SEN007	\$ 7850 SEN008






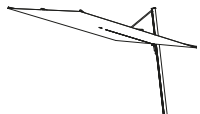




Friends of the product

Hopper combo → p48 	Hopper combo AA → p49 	Marina combo → p88 	Marina picnic → p90 
Marina table → p96 	Marina high table → p98 	Panigiri combo, picnic, table → p102 	Walrus → p152 

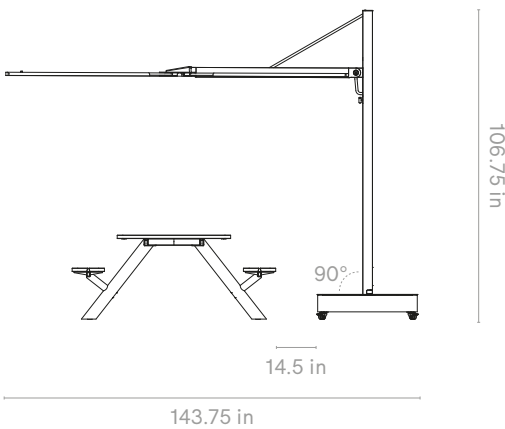


SINGLE SQUARE - TILTED

Outer dimensions (l x w x h): 136.5 x 118 x 98.5 in | The shade itself is 118 x 118 in
 Acrylic fabric (cover included) + Structured powder coated aluminium pole (ø3.5 in)
 Always combine with one of the connection options on page 122/123
 360 degree rotating system included - The pole of the shade is leaning forward

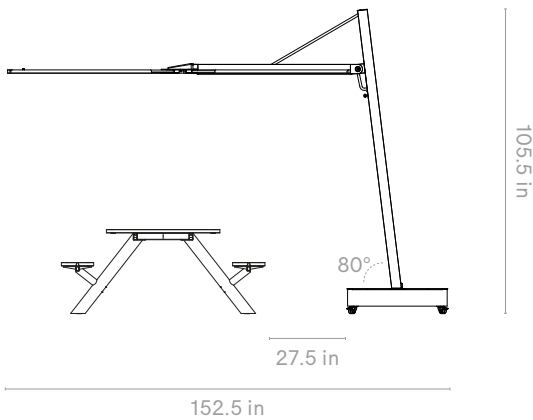
			 WHITE Fabric	 TAUPE Fabric	 BLACK Fabric
		OFF WHITE RAL9002	\$ 7850 SEN181	\$ 7850 SEN182	\$ 7850 SEN183
		EARTH RGB 88 88 84	\$ 7850 SEN184	\$ 7850  SEN185	\$ 7850 SEN186
		BLACK RAL9005	\$ 7850 SEN187	\$ 7850 SEN188	\$ 7850 SEN189

STRAIGHT



TILTED

Creates more space between the base & table



Friends of the product

**Panigiri
combo**

→ p102



**Panigiri
picnic**

→ p102




**Panigiri
table**

→ p102



DUO SQUARE

Outer dimensions (l x w x h): 252 x 118 x 98.5 in | The shades itself are 118 x 118 in
Acrylic fabric (cover included) + Structured powder coated aluminium pole (Pole ø4.5 in)
Always combine with one of the connection options on page 122/123

		OFF WHITE RAL9002 White fabric	\$ 13470 SEN229
		EARTH RGB 88 88 84 Taupe fabric	\$ 13470 SEN020
		BLACK RAL9005 Black fabric	\$ 13470 SEN024

DUO DIAMOND

Outer dimensions (l x w x h): 207 x 106.25 x 98.5 in | The shades itself are 98.5 x 98.5 in
Acrylic fabric (cover included) + Structured powder coated aluminium pole (Pole ø4.5 in)
Always combine with one of the connection options on page 122/123

		OFF WHITE RAL9002 White fabric	\$ 12630 SEN231
		EARTH RGB 88 88 84 Taupe fabric	\$ 12630 SEN035
		BLACK RAL9005 Black fabric	\$ 12630 SEN039

QUATTRO DIAMOND

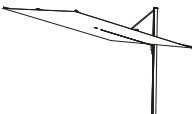



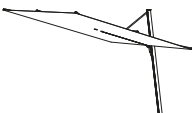



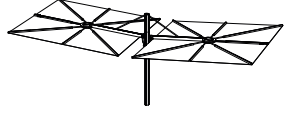







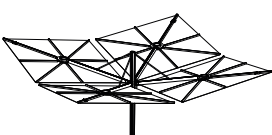




Outer dimensions (l x w x h): 207 x 207 x 98.5 in | The shades itself are 98.5 x 98.5 in
Acrylic fabric (cover included) + Structured powder coated aluminium pole (Pole ø4.5 in)
Always combine with one of the connection options on page 122/123

		OFF WHITE RAL9002 White fabric	\$ 23550 SEN233
		EARTH RGB 88 88 84 Taupe fabric	\$ 23550 SEN050
		BLACK RAL9005 Black fabric	\$ 23550 SEN054

FIXATION OPTIONS






Start by identifying the ground type, as this will guide your choice of fixation:

- **For solid ground** (f.i. tiled or concrete areas): you can choose between a wheel base (for mobility), a feet base or floor fastening
- **For soft ground** (f.i. a lawn): we recommend concrete anchoring

		CHOOSE YOUR FIXATION				Pole extension Recommended for floor fastening and concrete anchoring
Parasol type	Pole color	Wheel base Movable	Feet base Stationary	Floor fastening Drilling required	Concrete anchoring Digging required	
 SINGLE STRAIGHT		SEN190	SEN190 + SEN240			SEN193
		SEN069	SEN069 + SEN240	SEN239	SEN100	SEN106
		SEN067	SEN067 + SEN240			SEN107
 SINGLE TILTED		SEN190	SEN190 + SEN240			SEN194
		SEN069	SEN069 + SEN240	SEN239	SEN100	SEN195
		SEN067	SEN067 + SEN240			SEN196
 DUO SQUARE Pole is in the center		SEN190	SEN190 + SEN240			SEN234
		SEN069	SEN069 + SEN240	SEN237	SEN100	SEN109
		SEN067	SEN067 + SEN240			SEN110
 DUO DIAMOND Pole is out of the center		SEN190	SEN190 + SEN240			SEN234
		SEN069	SEN069 + SEN240	SEN237	SEN100	SEN109
		SEN067	SEN067 + SEN240			SEN110
 QUATTRO DIAMOND Pole is in the center		SEN190	SEN190 + SEN240			SEN234
		SEN069	SEN069 + SEN240	SEN237	SEN100	SEN109
		SEN067	SEN067 + SEN240			SEN110
		Weights  SEN191 (or add your own weights min. 153 kg)				


WHEEL BASE

Outer dimensions (l x w x h): 34.75 x 34.75 x 8.75 in
Structured powder coated aluminium (wheels are included)
Weights not included - Do not use without any weight (minimum 337 lb)

		OFF WHITE RAL9002	\$ 2550 SEN190
		EARTH RGB 88 88 84	\$ 2550  SEN069
		BLACK RAL9005	\$ 2550 SEN067



BASE FEET

1 set: 4 pieces

	Rubber	\$ 120/set SEN240
---	--------	-----------------------------


WEIGHTS

Tile set of concrete blocks for the base

	Concrete blocks 337 lb	\$ 510  SEN191
--	---------------------------	--

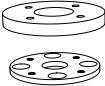

PERMANENT FIXATION

To fix in soft ground | Insert in concrete foundation
When using the permanent fixation, it is highly recommended to order a pole extension to increase the height by 6 in to ensure head clearance

	Galvanized steel Screws not included	\$ 570 SEN100
---	---	-------------------------


FLOOR FASTENING - SINGLE STRAIGHT & TILTED

Outer dimensions (ø x h): ø6.25 x 1 in
To fix on solid ground
When using this, it is highly recommended to order a pole extension to increase the height by 15 cm to ensure head clearance
Only compatible with Sensu Single square straight & tilted

	HDPE - High density polyethylene spacer plate with galvanized steel floor fastening plate Screws not included	\$ 340  SEN239
---	---	---

FLOOR FASTENING - DUO & QUATTRO

Outer dimensions (ø x h): ø5.5 x 0.25 in
To fix on solid ground
When using the floor fastening, it is highly recommended to order a pole extension to increase the height by 15 cm to ensure head clearance
Only compatible with Sensu Duo Square, Duo Diamond & Quattro Diamond

	Galvanized steel Screws not included	\$ 120 SEN237
---	---	-------------------------

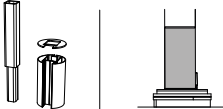



POLE EXTENSION - SINGLE STRAIGHT

Extends the pole of the shade with 6 in

Galvanized steel connection piece with structured powder coated aluminium pole extension

When using the floor fastening (SEN239) or permanent fixation (SEN100), it is highly recommended to order a pole extension to increase the height by 6 in to ensure head clearance

Only compatible with Sensu Single square straight

		OFF WHITE RAL9002	\$ 290 SEN193
		EARTH RGB 88 88 84	\$ 290 SEN106
		BLACK RAL9005	\$ 290 SEN107






POLE EXTENSION - SINGLE TILTED

Extends the pole of the shade with 6 in

Galvanized steel connection piece with structured powder coated aluminium pole extension

When using the floor fastening (SEN239) or permanent fixation (SEN100), it is highly recommended to order a pole extension to increase the height by 6 in to ensure head clearance

Only compatible with Sensu Single square tilted

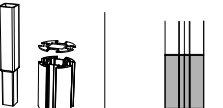



		OFF WHITE RAL9002	\$ 290 SEN194
		EARTH RGB 88 88 84	\$ 290  SEN195
		BLACK RAL9005	\$ 290 SEN196

POLE EXTENSION - DUO & QUATTRO

Extends the pole of the shade with 6 in

Galvanized steel connection piece with structured powder coated aluminium pole extension | When using the permanent fixation (SEN100) or floor fastening (SEN237), it is highly recommended to order a pole extension to increase the height by 6 in to ensure head clearance

Only compatible with Sensu Duo square, Duo diamond & Quattro diamond

		OFF WHITE RAL9002	\$ 400 SEN234
		EARTH RGB 88 88 84	\$ 400 SEN109
		BLACK RAL9005	\$ 400 SEN110

SENSU COMBINATION

Sensu single straight (Earth/Taupe) + wheel base (Earth)
(No weights)



SEN005 + SEN069

\$ 10400

SENSU COMBINATION

Sensu duo square (Earth/Taupe) + wheel base (Earth)
(No weights)



SEN020 + SEN069

\$ 16020

SENSU COMBINATION

Sensu single tilted (Earth/White) + wheel base (Earth)
(No weights)



SEN185 + SEN069

\$ 10400

SENSU COMBINATION

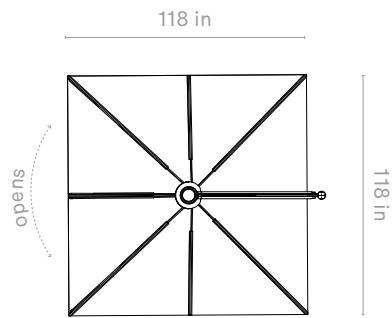
Sensu duo diamond (Earth/Taupe) + wheel base (Earth)
(No weights)



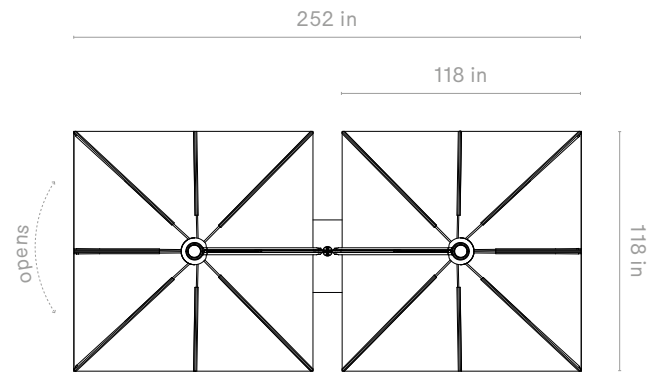
SEN035 + SEN069

\$ 15180

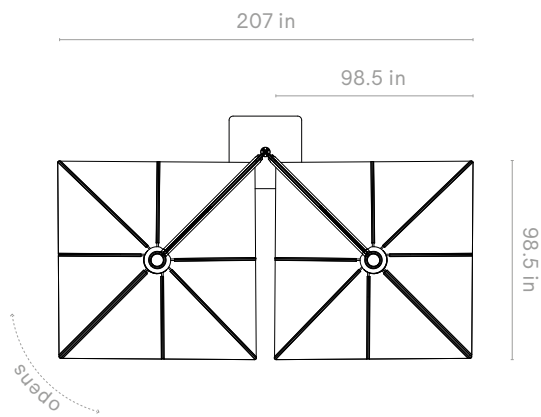
Single square



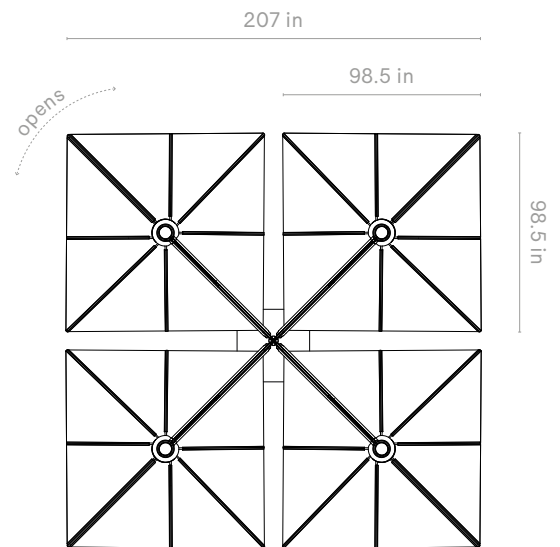
Duo square



Duo diamond



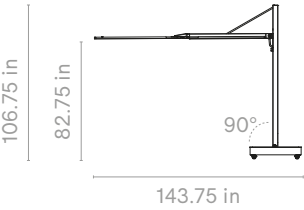
Quattro diamond



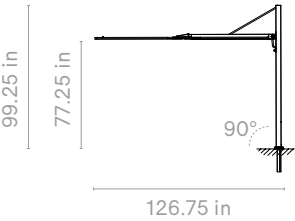
SENSU COMBINATIONS

Single square straight - Single square tilted

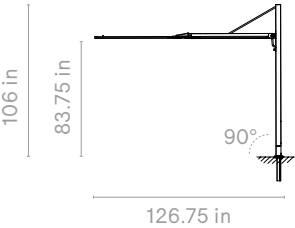
Sensu single square straight + wheel base



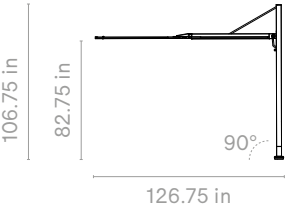
Sensu single square straight + permanent fixation



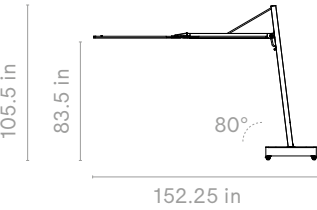
Sensu single square straight + permanent fixation & pole extension



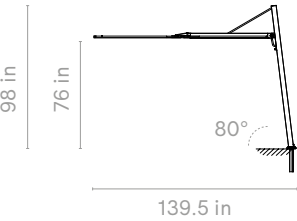
Sensu single square straight + floor fastening spacer plate



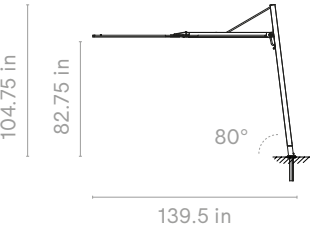
Sensu single square tilted + wheel base



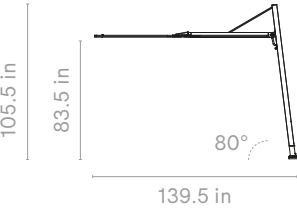
Sensu single square tilted + permanent fixation



Sensu single square tilted + permanent fixation & pole extension



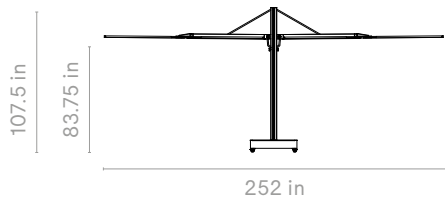
Sensu single square tilted + floor fastening spacer plate



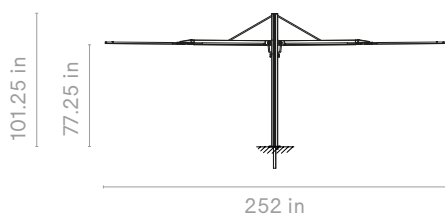
SENSU COMBINATIONS

Duo square - Duo diamond - Quattro diamond

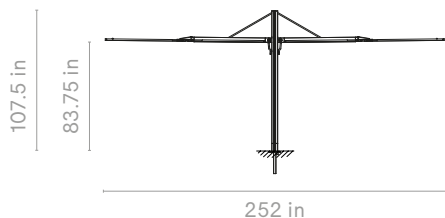
Sensu duo square +
wheel base



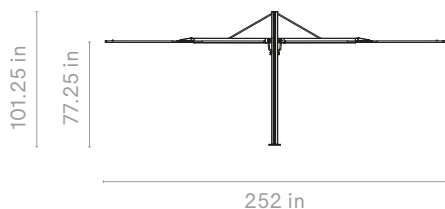
Sensu duo square +
permanent fixation



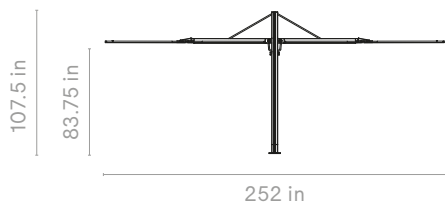
Sensu duo square +
permanent fixation & pole extension



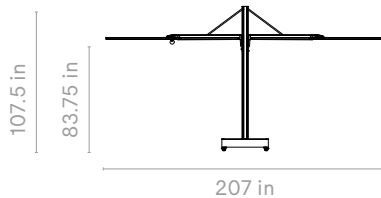
Sensu duo square +
floor fastening



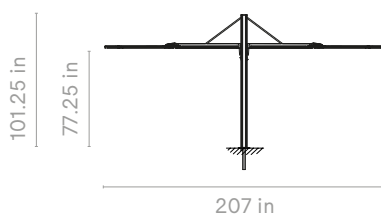
Sensu duo square +
floor fastening & pole extension



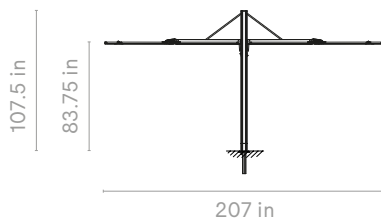
Sensu duo diamond +
wheel base



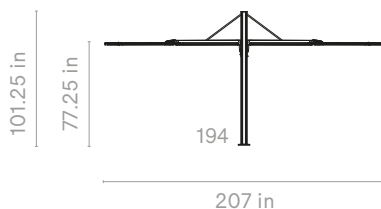
Sensu duo diamond +
permanent fixation



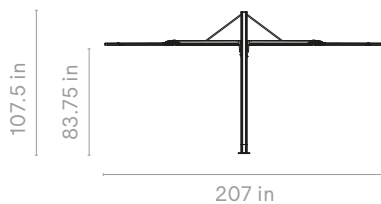
Sensu duo diamond +
permanent fixation & pole extension



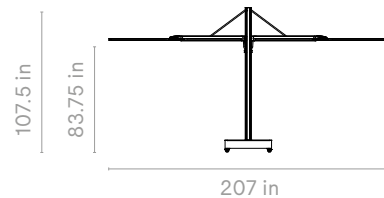
Sensu duo diamond +
floor fastening



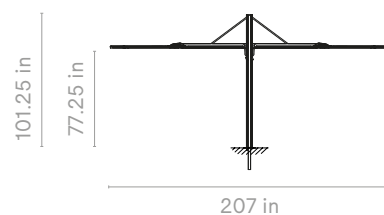
Sensu duo diamond +
floor fastening & pole extension



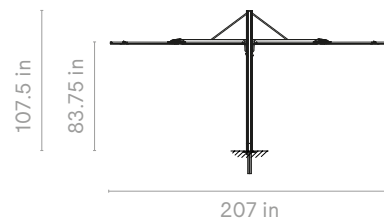
Sensu quattro diamond +
wheel base



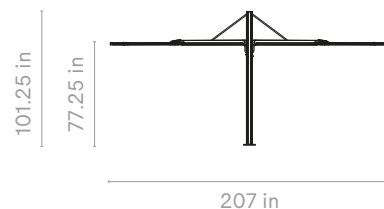
Sensu quattro diamond +
permanent fixation



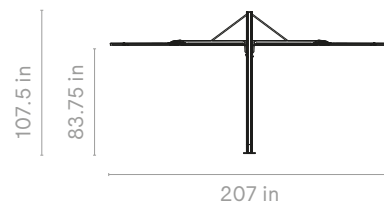
Sensu quattro diamond +
permanent fixation & pole extension




Sensu quattro diamond +
floor fastening



Sensu quattro diamond +
floor fastening & pole extension







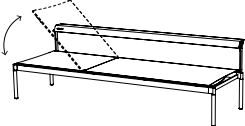

It's not a sunbed, it's not a sofa, it's both. Transform the comfortable outdoor lounge sofa into a sunbed. This multifunctionality makes Sol+Luna the perfect space-saving solution for balconies or patios. The slender sculptural frame and clean, architectural lines match the aesthetic of modern buildings, urban environments and boutique hotels. Accessories can be used to create shade, add lighting and provide surfaces for drinks. Storage accessories keep valuables safe while taking a dip in the pool.

- 
 - Shades → p129
 - Recliner cush. → p129
 - Comfort cush. → p130
 - Bolster cushion → p131
 - Wheels → p132
 - Accessories → p132








SOFA SUNBED

Outer dimensions (l x w x h): 82.75 x 30.25 x 23.75 / 13.75 in
Structured powder coated aluminium frame & backrest + structured powder coated stainless steel legs + Batyline mesh
No cushions included

				
	BLACK	EARTH	BEACH BEIGE	OFF WHITE
	RAL9005	RGB 88 88 84	RAL1019	RAL9002
	Batyline: Ebony	Batyline: Onyx	Batyline: Snow	Batyline: Snow
	\$ 5220 SOL006	\$ 5220  SOL374	\$ 5220 SOL452	\$ 5220 SOL440

TAPA TABLE

Outer dimensions (ø): 13 in
HPL tabletop & Stainless steel support
Only compatible with the Sol+Luna plug-in system

		OFF WHITE	\$ 600 SOL066
		EARTH	\$ 600  SOL393
		BLACK	\$ 600 SOL010



Friends of the product

Deco cushions

→ p40





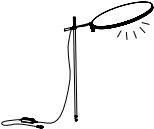



PLUG-IN SHADES

High tech polyester fabric + stainless steel tube + anodized aluminium handles | Fully adjustable

Only compatible with the Sol+Luna plug-in system | Cover included

Shade + Led: In countries where this type of plug is not used, a different plug will need to be fitted

		FLAT SHADE ø 29.5 in	\$ 1440 SOL017
---	---	--------------------------------	--------------------------

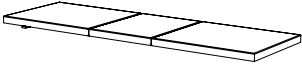










		SHADE + COOL WHITE LED A type E / IP67 - 4500K / ø 27.5 in	 \$ 1990 SOL477
		SHADE + WARM WHITE LED A type E / IP67 - 3000K / ø 27.5 in	 \$ 1990 SOL479

RECLINER + SEATING CUSHIONS

Outer dimensions (l x w x t): 78.75 x 24.75 x 2 in

Please store the cushions inside when not in use

* Leaving the collection. Available while supplies last


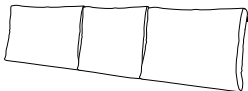










		GREY CHINÉ Sunbrella® Natté	\$ 870 SOL021
		DARK TAUPE Sunbrella® Natté	\$ 870 SOL020
		COCONUT Sunbrella® Savane	\$ 870 SOL403
		MARBLE Sunbrella® Lopi	\$ 1120  SOL338
		SOOTY * Sunbrella® Chartres	\$ 1010 SOL024
		MOSS Sunbrella® Heritage	\$ 870 SOL454
		COLOR ON REQUEST 1 Only for Sunbrella Natté, Solids, Savane & Heritage	\$ 930 SOL025
		COLOR ON REQUEST 2 Only for Sunbrella Chartres	\$ 1060 SOL346
		COLOR ON REQUEST 3 Only for Sunbrella Lopi & Domino	\$ 1170 SOL347

COMFORT CUSHIONS

Outer dimensions (l x h x t)

Please store the cushions inside when not in use

* Leaving the collection. Available while supplies last

		
SET OF 3 SEPARATE COMFORT CUSHIONS <i>19.75 x 14.5 x 4 in</i>		CONNECTED COMFORT CUSHIONS FOR 3 PEOPLE <i>63.75 x 14.5 x 4 in</i>
	GREY CHINÉ Sunbrella® Natté	\$ 910 SOL027
	DARK TAUPE Sunbrella® Natté	\$ 910 SOL026
	COCONUT Sunbrella® Savane	\$ 940 SOL404
	MARBLE Sunbrella® Lopi	\$ 1200  SOL341
	SOOTY * Sunbrella® Chartres	\$ 1090 SOL030
	MOSS Sunbrella® Heritage	\$ 910 SOL456
	COLOR ON REQUEST 1 Only for Sunbrella Natté, Solids, Savane & Heritage	\$ 970 SOL031
	COLOR ON REQUEST 2 Only for Sunbrella Chartres	\$ 1140 SOL348
	COLOR ON REQUEST 3 Only for Sunbrella Lopi & Domino	\$ 1250 SOL349

BOLSTER PILLOW SET

Outer dimensions: 21.75 x ø 5.25 in

Can be connected to each other with a button

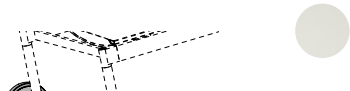
Please store the cushions inside when not in use

* Leaving the collection. Available while supplies last

		GREY CHINÉ Sunbrella® Natté	\$ 580/set SOL047
		DARK TAUPE Sunbrella® Natté	\$ 580/set SOL046
		COCONUT Sunbrella® Savane	\$ 580/set SOL405
		MARBLE Sunbrella® Lopi	\$ 750/set SOL344
		SOOTY * Sunbrella® Chartres	\$ 680/set SOL050
		MOSS Sunbrella® Heritage	\$ 580/set SOL457
		COLOR ON REQUEST 1 Only for Sunbrella Natté, Solids, Savane & Heritage	\$ 630/set SOL051
		COLOR ON REQUEST 2 Only for Sunbrella Chartres	\$ 730/set SOL352
		COLOR ON REQUEST 3 Only for Sunbrella Lopi & Domino	\$ 800/set SOL353

WHEELS

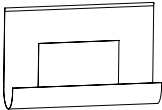




PU & powder coated aluminium cover plate

	OFF WHITE RAL9002	\$ 510/set SOL065
	BLACK RAL9005	\$ 510/set SOL053

STORAGE OPTIONS

Outer dimensions (l x w)

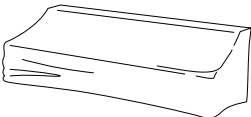
Batyline mesh

		STORAGE NET <i>29.5 x 16.25 in</i>		LOCKER <i>14.25 x 12.5 in</i>
	WHITE	\$ 210 SOL013	\$ 280 SOL015	
	EARTH	\$ 210 SOL378	\$ 280 SOL379	
	BLACK	\$ 210 SOL014	\$ 280 SOL016	

COVER FOR SOFA SUNBED

When not used for a long time – for instance during winter – we recommend storing the Sol+Luna with the cover and completely dry

Suited for 2 stacked sofa sunbeds

	Grey PU coated polyester	\$ 670 🌱 SOL007
---	--------------------------	---------------------------

POOL TOWEL

Use the bright yellow Extremis pool towel on your Sol+Luna sofa sunbed, it feels very soft.

No more sliding towels, thanks to the flap that you can put over the headrest.

		SUNNY YELLOW 78.75 x 24.75 in	\$ 100 SOL045
---	---	---	-------------------------

POPULAR FABRIC COMBINATIONS

Numerous color combinations are possible

To make life easier, we have created several color combinations, carefully composed following Extremis' color concepts.

Need any help finding the right color combination?


Go check our Biomes on page 169

Out of the Fjordinary

A boreal and montane togetherness biome



Sol+Luna — Black




Recliner cush.

Sooty




Comfort cush.

Sooty



Bolster pillow

Sooty



Deco cush.

Alpine

Forest & Fields

A green and rural togetherness biome




Sol+Luna — Off white




Recliner cush.

Moss




Comfort cush.

Marble



Bolster pillow

Marble



Deco cush.


Leaf green

A Lotta Terracotta 🐿️

A mediterranean togetherness biome




Sol+Luna — Earth




Recliner cush.

Marble




Comfort cush.

Marble



Bolster pillow

Marble



Deco cush.

Rust

Majestic Mirage

A sandy and breezy togetherness biome



Sol+Luna — Beach beige



Recliner cush.

Coconut



Comfort cush.

Coconut



Bolster pillow

Coconut



Deco cush.

Craps

Sticks

© design by Hsu-Li Teo & Stefan Kaiser

This space divider is ideal for creating a feeling of privacy in a garden or on a balcony without losing the sense of freedom typical of open spaces. Use Sticks indoors to adapt the look of a room or office arrangement entirely to your own taste. You can also choose which and how many rods you use and create various degrees of transparency, color combinations or differences in length. Delivered with optional feet for delicate floors. Rubber can cause stains on delicate surfaces. We recommend to use the feet if placed indoors. Use a wooden base on carpet floor.




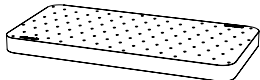
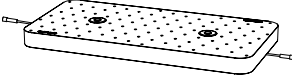
Combine a base + rods to compose your favorite sticks.



STANDARD BASES

Outer dimensions (l x w x h): 23.5 x 11.75 x 2 in




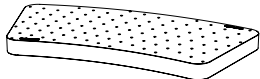
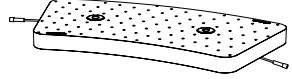
Choose rubber for outdoors/indoors or wood for indoors | Rods not included, choose rods on the next pages

		 RUBBER	 NATURAL WOOD	 DARK WOOD
	STANDARD	\$ 360 STI076	\$ 550 STI061	\$ 670 STI043
	COOL WHITE LEDS IP65 - 6500K	\$ 840 STI087	\$ 1030 STI075	\$ 1130 STI060
	WARM WHITE LEDS IP65 - 3000K	\$ 840 STI085	\$ 1030 STI073	\$ 1130 STI058

SHARP CURVED BASES

Outer dimensions (l x w x h): 25.5 x 13 x 2 in - inner ø 78.75 in




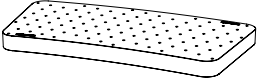
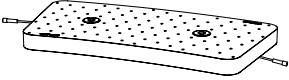
Choose rubber for outdoors/indoors or wood for indoors | Rods not included, choose rods on the next pages

		 RUBBER	 NATURAL WOOD	 DARK WOOD
	STANDARD	\$ 430 STI077	\$ 640 STI063	\$ 750 STI046
	COOL WHITE LEDS IP65 - 6500K	\$ 890 STI080	\$ 1100 STI067	\$ 1210 STI051
	WARM WHITE LEDS IP65 - 3000K	\$ 890 STI078	\$ 1100 STI065	\$ 1210 STI048

WIDE CURVED BASES

Outer dimensions (l x w x h): 24.75 x 12.5 x 2 in - inner ø 169.25 in

Choose rubber for outdoors/indoors or wood for indoors| Rods not included, choose rods on the next pages

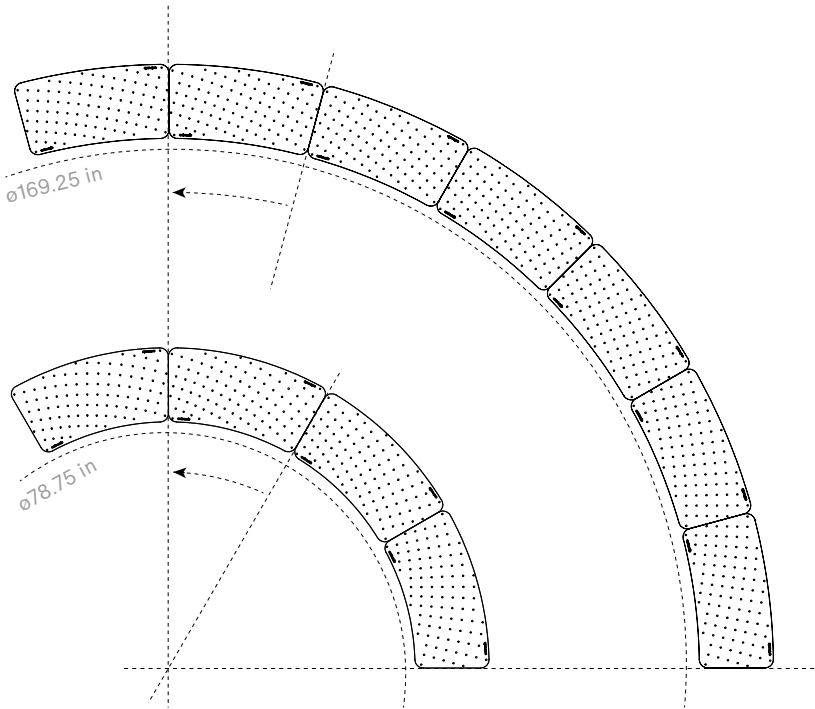
		 RUBBER	 NATURAL WOOD	 DARK WOOD
	STANDARD	\$ 430 STI081	\$ 640 STI068	\$ 750 STI053
	COOL WHITE LEDS IP65 - 6500K	\$ 890 STI084	\$ 1100 STI072	\$ 1210 STI057
	WARM WHITE LEDS IP65 - 3000K	\$ 890 STI082	\$ 1100 STI070	\$ 1210 STI055

WIDE CURVED BASES

24 pieces create a complete circle of ø169.25 in






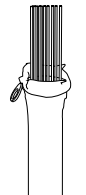




SHARP CURVED BASES

12 pieces create a complete circle of ø78.75 in







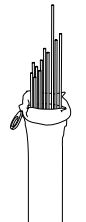


RODS FOR STANDARD & CURVED BASES

Bases not included. Only sold with Extremis bases
Because of the specific characteristics of the production process of fiberglass, colors can only be reproduced approximately and variations may occur.
This is the case for both standard colors and custom request colors
* Leaving the collection. Available while supplies last

	 WHITE	 BLACK	 WOOD COLOR	 GREEN *	 ON REQUEST 60 bases or more
	120 CM \$ 620 STI011	\$ 680 STI039	\$ 680 STI025	\$ 680 STI112	\$ 780 STI113
	150 CM \$ 720  STI012	\$ 820 STI040	\$ 820  STI026	\$ 820 STI118	\$ 940 STI121
	180 CM \$ 880  STI013	\$ 960 STI041	\$ 960  STI027	\$ 960 STI119	\$ 1100 STI122
	210 CM \$ 980 STI014	\$ 1080 STI042	\$ 1080 STI028	\$ 1080 STI120	\$ 1240 STI123


BIOPHILIC RODS FOR STANDARD & CURVED BASES

Bases not included. Only sold with Extremis bases
Because of the specific characteristics of the production process of fiberglass, colors can only be reproduced approximately and variations may occur.
This is the case for both standard colors and custom request colors
* Leaving the collection. Available while supplies last

					
	WHITE	BLACK	WOOD COLOR	GREEN *	
	120/ 210 CM	\$ 870  STI280	\$ 960 STI281	\$ 960  STI282	\$ 960 STI283


STANDARD STICKS

All rods have the same height



BIOPHILIC STICKS

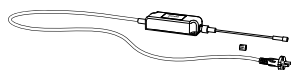
The rods vary in height between 120/150/180/210 cm



ELECTRICAL COMPONENTS

Cord length: 59 in

In countries where this type of plug is not used, a different plug will need to be fitted



POWER SUPPLY + STOP

A type B / IP44 plug is supplied
IP65 - Up to 9 bases can be connected

\$ 290

STI286

OPTIONAL CONNECTION CABLES

To leave more space between the bases

The length of the cable has an impact on the number of bases that can be connected with 1 power supply

CONNECTION CABLE

IP65 - Up to 8 bases can be connected with 1 driver
39.5 in

\$ 20

STI139

L CONNECTION CABLE

IP65 - Up to 6 bases can be connected with 1 driver
157.5 in

\$ 40

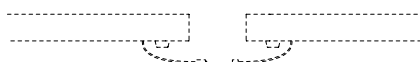
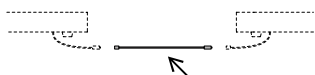
STI140

XL CONNECTION CABLE

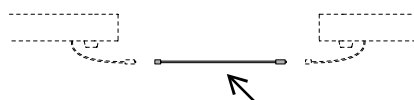
IP65 - Up to 4 bases can be connected with 1 driver
354.25 in

\$ 70

STI141



Standard connection cables
(always included with bases with led)

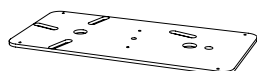


Optional connection cables
(To leave more space between the bases)

EXTRA WEIGHT

Galvanized steel, 1 piece

If floor fastening is not possible: extra weight for windy places



FOR STANDARD BASES

22 lb/pc

\$ 250

STI159

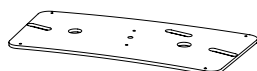


FOR SHARP CURVED BASES

22 lb/pc

\$ 270

STI160



FOR WIDE CURVED BASES

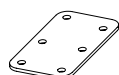
22 lb/pc

\$ 290

STI161

CONNECTION PIECE

Can not be combined with the medium base



Stainless steel
4 x 2.25 in

\$ 40


STI146

Tiki stools

© design by Dirk Wynants











Tiki is the ideal stool for any party, indoors or outdoors. Or why not opt for a stylish twist, with a wooden seat? With its minimalist contours, this bar stool blends seamlessly in any setting, but also emphasizes the bar itself. Tiki offers comfortable seating and support for tired feet. Even with the optional backrest, your guests have optimal freedom of movement to move to the music while sitting down. And don't worry, the optional cushion won't be blown away by the wind, because it's safely attached to the seat. Tiki is your friend even when all furniture is moved aside to make space for the dance floor - simply stack it up (8 pieces)!



- 
 - Backrests → p142
 - Protective feet → p142
 - Cushions → p143
 - Trolley → p143

LEGS + STRUCTURED POWDER COATED SEAT

Outer dimensions (l x w x h)
Structured powder coated zinc steel legs + Structured powder coated aluminium seat
Suitable for both indoor and outdoor use

			
	STOOL 15.5 x 16.25 x 17.75 in	COUNTER STOOL 16.25 x 16.25 x 24.75 in	BAR STOOL 16.25 x 16.25 x 29.25 in
	BLACK RAL9005 \$ 550 TIK030	\$ 620 TIK036	\$ 640  TIK042
	EARTH RGB 88 88 84 \$ 550 TIK214	\$ 620 TIK218	\$ 640 TIK222
	BEACH BEIGE RAL1019 \$ 550 TIK388	\$ 620 TIK433	\$ 640 TIK409
	OFF WHITE RAL9002 \$ 550 TIK383	\$ 620 TIK430	\$ 640 TIK406
	VERDIGRIS RGB 133 147 142 \$ 550 TIK213	\$ 620 TIK217	\$ 640 TIK221
	REED GREEN RAL6013 \$ 550 TIK387	\$ 620 TIK445	\$ 640 TIK427




Friends of the product

AMAI




→ p14

Marina
high table




→ p98

Pantagruel
high table



→ p114

Tiki table



→ p146












LEGS + STRUCTURED POWDER COATED SEAT

Outer dimensions (l x w x h)

Structured powder coated zinc steel legs + Structured powder coated aluminium seat

Suitable for both indoor and outdoor use

	 STOOL <i>15.5 x 16.25 x 17.75 in</i>	 COUNTER STOOL <i>16.25 x 16.25 x 24.75 in</i>	 BAR STOOL <i>16.25 x 16.25 x 29.25 in</i>
 COPPER BROWN RAL8004	\$ 550 TIK326	\$ 620 TIK325	\$ 640 TIK074
 COSMIC CREAM RAL1015	\$ 550 TIK372	\$ 620 TIK394	\$ 640 TIK397
 COBALT BLUE RAL5013	\$ 610 TIK386	\$ 680 TIK439	\$ 700 TIK424
 SUN YELLOW RAL1032	\$ 610 TIK384	\$ 680 TIK436	\$ 700 TIK418
 PISTACHE RAL6021	\$ 610 TIK385	\$ 680 TIK442	\$ 700 TIK421
 ON REQUEST Only RAL colors Startup fee \$ 600	\$ 690 TIK034	\$ 780 TIK040	\$ 800 TIK046












LEGS + OILED OAK SEAT

Outer dimensions (l x w x h)

Structured powder coated zinc steel legs + Oiled oak seat

The oak seat is for indoor use only | Can not be combined with cushions

		 STOOL <i>15.5 x 16.25 x 17.75 in</i>	 COUNTER STOOL <i>16.25 x 16.25 x 24.75 in</i>	 BAR STOOL <i>16.25 x 16.25 x 29.25 in</i>
	BLACK RAL9005	\$ 740 TIK031	\$ 810 TIK037	\$ 830 TIK043
	EARTH RGB 88 88 84	\$ 740 TIK216	\$ 810 TIK220	\$ 830 TIK224
	BEACH BEIGE RAL1019	\$ 740 TIK410	\$ 810 TIK447	\$ 830 TIK453
	OFF WHITE RAL9002	\$ 740 TIK411	\$ 810 TIK448	\$ 830 TIK454
	VERDIGRIS RGB 133 147 142	\$ 740 TIK215	\$ 810 TIK219	\$ 830 TIK223
	REED GREEN RAL6013	\$ 740 TIK415	\$ 810 TIK452	\$ 830 TIK459












LEGS + OILED OAK SEAT

Outer dimensions (l x w x h)

Structured powder coated zinc steel legs + Oiled oak seat

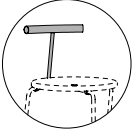












The oak seat is for indoor use only | Can not be combined with cushions

	 STOOL <i>15.5 x 16.25 x 17.75 in</i>	 COUNTER STOOL <i>16.25 x 16.25 x 24.75 in</i>	 BAR STOOL <i>16.25 x 16.25 x 29.25 in</i>
 COPPER BROWN RAL8004	\$ 740 TIK329	\$ 810 TIK328	\$ 830 TIK327
 COSMIC CREAM RAL1015	\$ 740 TIK391	\$ 810 TIK446	\$ 830 TIK455
 COBALT BLUE RAL5013	\$ 780 TIK414	\$ 850 TIK450	\$ 870 TIK457
 SUN YELLOW RAL1032	\$ 780 TIK412	\$ 850 TIK449	\$ 870 TIK456
 PISTACHE RAL6021	\$ 780 TIK413	\$ 850 TIK451	\$ 870 TIK458
 ON REQUEST Only RAL colors Startup fee \$ 600	\$ 830 TIK035	\$ 920 TIK041	\$ 940 TIK047

BACKREST

Structured powder coated stainless steel | 1 piece

Suitable for both powder coated & oak seat

		BLACK RAL9005	\$ 250 TIK020
		EARTH RGB 88 88 84	\$ 250 TIK226
		BEACH BEIGE RAL1019	\$ 250 TIK401
		OFF WHITE RAL9002	\$ 250 TIK461
		VERDIGRIS RGB 133 147 142	\$ 250 TIK225
		REED GREEN RAL6013	\$ 250 TIK467
		COPPER BROWN RAL8004	\$ 250 TIK323
		COSMIC CREAM RAL1015	\$ 250 TIK403
		COBALT BLUE RAL5013	\$ 290 TIK463
		SUN YELLOW RAL1032	\$ 290 TIK402
		PISTACHE RAL6021	\$ 290 TIK465
		COLOR ON REQUEST Only RAL colors Startup fee \$ 600	\$ 290 TIK022

PROTECTION FEET WITH FELT

For delicate floors

Stacking is not recommended due the risk of damaging the powder coating











	FELT 1 set: 4 pieces	\$ 30/set TIK189
---	--------------------------------	----------------------------

CUSHIONS

Outer dimensions (ø x h): 13.5 x 0.5 in - 1 piece

Please store the cushions inside when not in use

* Leaving the collection. Available while supplies last



		GREY CHINÉ Sunbrella® Natté	\$ 200 VRS757
		DARK TAUPE Sunbrella® Natté	\$ 200 VRS758
		MARBLE Sunbrella® Lopi	\$ 240  VRS756
		CHARCOAL Sunbrella® Lopi	\$ 240 VRS755
		LEAF GREEN Sunbrella® Heritage	\$ 200 VRS761
		INDIGO * Sunbrella® Heritage	\$ 200 VRS762
		LOTO * Sunbrella® Domino	\$ 240 VRS760
		CRAPS * Sunbrella® Domino	\$ 240 VRS759

TIKI STOOL TROLLEY

Outer dimensions (l x w x h): 24.75 x 16.25 x 63.75 in

Galvanized steel trolley with protection for safe, scratch-free transport | Suitable for outdoor use

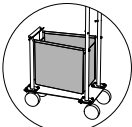

Possible to store 12 Tiki stools, counter stools or bar stools (with or without backrests)

		GALVANIZED STEEL	\$ 1190 TIK099
---	---	-------------------------	--------------------------

STORAGE BAG FOR TIKI STOOL TROLLEY

Outer dimensions (l x w x h): 17.75 x 11 x 16.25 in

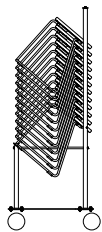
Batyline mesh - Perfect to store your cushions

		BLACK	\$ 240 TIK100
---	---	--------------	-------------------------

HOW TO COMBINE TIKI STOOLS?

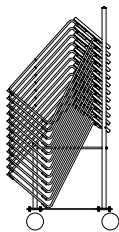
With Tiki Stool Trolley, Tiki table & AMAi

Tiki Stool Trolley +
12 x Tiki stools (powder coated seat)



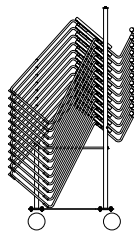
\$ 7790

Tiki Stool Trolley +
12 x Tiki bar stools (powder coated seat)



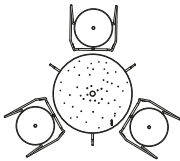
\$ 8870

Tiki Stool Trolley +
12 x Tiki bar stools (powder coated seat) +
12 x backrest



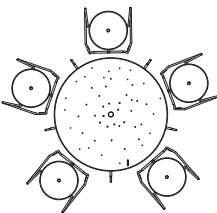
\$ 11870

3 Tiki bar stools (powder coated seat) +
Tiki table small



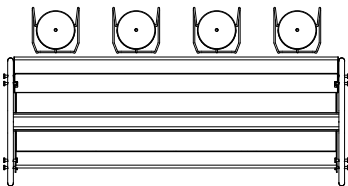
\$ 3880

5 Tiki bar stools (powder coated seat) +
Tiki table large



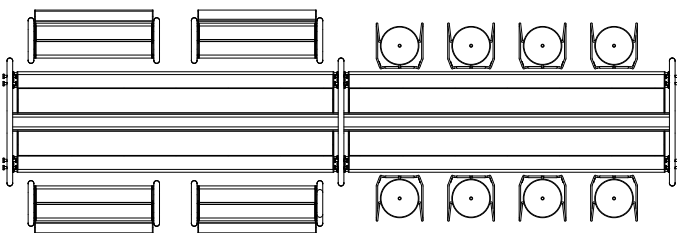
\$ 6090

4 x Tiki bar stools (powder coated seat) +
AMAi catering station



\$ 15140

8 x Tiki bar stools (powder coated seat) +
AMAi base module (powder coated) & extension module +
4 x AMAi HiLo benches

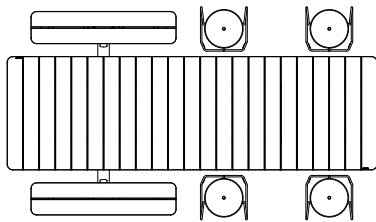


\$ 37070

HOW TO COMBINE TIKI STOOLS?

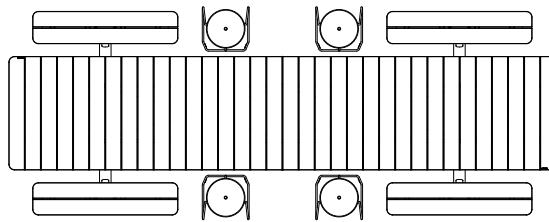
With Panigiri, Pantagruel high table & Marina high table

4 x Tiki stool (powder coated seat) +
Panigiri combo base module



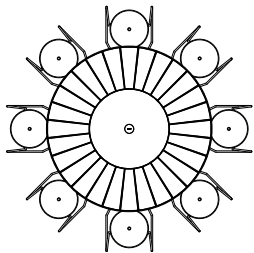
\$ 16750

4 x Tiki stool (powder coated seat) +
Panigiri combo base module + Panigiri additional picnic module




\$ 25400

8 x Tiki bar stool (powder coated seat) +
Pantagruel high table (Hellwood)



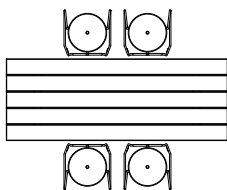
\$ 14220

4 x Tiki bar stool (powder coated seat) +
4 x Captain's Chairs high sliding + Pantagruel high table (Hellwood)



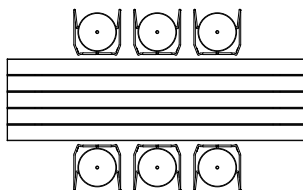
\$ 15700

4 x Tiki bar stool (powder coated seat) +
Marina high table 76.75 in (5 profiles)



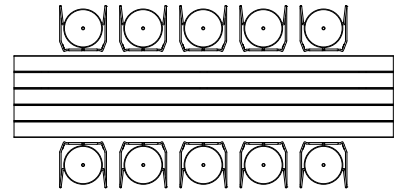
\$ 7360

6 x Tiki bar stool (powder coated seat) +
Marina high table 104.25 in (5 profiles)



\$ 9800

10 x Tiki bar stool (powder coated seat) +
Marina high table 132 in (5 profiles)

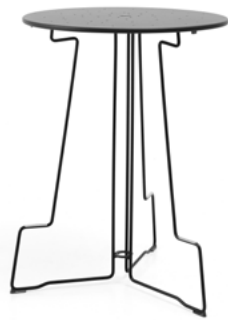


\$ 13560

Tiki table is sophisticated, weather-proof, functional, and ready to back your cocktail moment. Rest tired feet on the bent steel legs. The light, dainty aesthetic should not be underestimated as the durability of the design is ensured by a strong, wire-frame base made up of outdoor-resistant materials. But what really distinguishes this table is its foldable, compact design. Just take off the tabletop and fold in the legs when it's time to hit the dancefloor.










 Trolley → p147

 ø16.25 in



STANDARD TABLETOP WITH DRAINAGE HOLES & PARASOL HOLE

Outer dimensions (ø x h)
Structured powder coated ZnAlMg tabletop + structured powder coated zinced steel legs
The frame is equipped with a purse hanger on each leg

		 SMALL ø35.5 x 41.25 in Tabletop ø31.5 in	 LARGE ø43.25 x 41.25 in Tabletop ø39.5 in
	BLACK RAL9005	\$ 1960  TIK093	\$ 2890 TIK075
	EARTH RGB 88 88 84	\$ 1960 TIK094	\$ 2890 TIK076
	OFF WHITE RAL9002	\$ 1960 TIK095	\$ 2890 TIK077
	VERDIGRIS RGB 133 147 142	\$ 1960 TIK096	\$ 2890 TIK078
	COPPER BROWN RAL8004	\$ 1960 TIK097	\$ 2890 TIK079
	COLOR ON REQUEST Only RAL colors Startup fee \$ 600	\$ 2250 TIK098	\$ 3320 TIK080



Friends of the product

Tiki
bar stool
→ p138











TABLETOP WITHOUT DRAINAGE HOLES OR PARASOL HOLE

Outer dimensions (ø x h)

Structured powder coated ZnAlMg tabletop + structured powder coated zinc steel legs

The frame is equipped with a purse hanger on each leg



		 SMALL ø35.5 x 41.25 in Tabletop ø31.5 in	 LARGE ø43.25 x 41.25 in Tabletop ø39.5 in
	BLACK RAL9005	\$ 1960 TIK087	\$ 2890 TIK081
	EARTH RGB 88 88 84	\$ 1960 TIK088	\$ 2890 TIK082
	OFF WHITE RAL9002	\$ 1960 TIK089	\$ 2890 TIK083
	VERDIGRIS RGB 133 147 142	\$ 1960 TIK090	\$ 2890 TIK084
	COPPER BROWN RAL8004	\$ 1960 TIK091	\$ 2890 TIK085
	COLOR ON REQUEST Only RAL colors Startup fee \$ 600	\$ 2250 TIK092	\$ 3320 TIK086

TIKI TABLE TROLLEY

Outer dimensions (l x w x h): 27.25 x 29.5 x 48.5 in

Galvanized steel trolley with protection for safe, scratch-free transport + Black fiberglass rods | Suitable for outdoor use

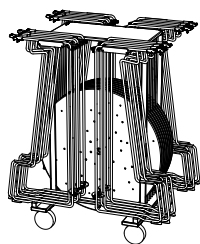
Possible to store 8 small Tiki tables / 4 large Tiki tables or 4 small and 2 large Tiki tables combined

		GALVANIZED STEEL	\$ 1990 TIK101
---	---	-------------------------	--------------------------

HOW TO COMBINE TIKI TABLES

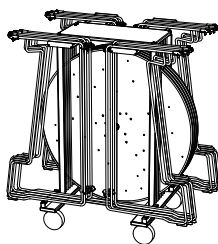
with the Tiki Table Trolley

Tiki Table Trolley +
8 x small Tiki tables



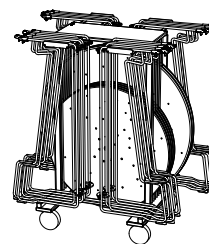
\$ 17670

Tiki Table Trolley +
4 x large Tiki tables



\$ 13550

Tiki Table Trolley +
4 x small Tiki tables + 2 x large Tiki tables



\$ 15610

Virus brings life to even the most sterile places. When you look at it from above, you can see its round shape with variously shaped arms. The compact design is an answer to smaller living spaces and makes it perfect to use on balconies, in urban gardens or in breakout spaces in offices or schools. There is a Virus picnic table fit for any need. Our aim? Togetherness, anywhere.



Add the included rubber ring to nicely fit your Acacia parasol.



Wheelchair accessible
→ p176















Backrests → p150
Floor fastening → p150
Cushions → p151



ø16.25 in

STANDARD TABLETOP WITH DRAINAGE HOLES & PARASOL HOLE













Structured powder coated ZnAlMg tabletop, aluminium seats & stainless steel legs
Suitable for both outdoor and indoor use

		 3-SEATER ø63 x 29.5 in Tabletop ø31.5 in	 4-SEATER ø67 x 29.5 in Tabletop ø35.5 in	 5-SEATER ø70.75 x 29.5 in Tabletop ø39.5 in
	OFF WHITE RAL9002	\$ 3400 VRS842	\$ 4200 VRS870	\$ 5020 VRS885
	VERDIGRIS RGB 133 147 142	\$ 3400 VRS019	\$ 4200 VRS018	\$ 5020 VRS017
	REED GREEN RAL6013	\$ 3400 🌿 VRS003	\$ 4200 🌿 VRS002	\$ 5020 🌿 VRS001
	COPPER BROWN RAL8004	\$ 3400 VRS027	\$ 4200 VRS026	\$ 5020 VRS025
	COSMIC CREAM RAL1015	\$ 3400 VRS856	\$ 4200 VRS872	\$ 5020 VRS887
	COBALT BLUE RAL5013	\$ 3740 VRS043	\$ 4640 VRS042	\$ 5550 VRS041
	SUN YELLOW RAL1032	\$ 3740 VRS855	\$ 4640 VRS871	\$ 5550 VRS886
	PISTACHE RAL6021	\$ 3740 VRS857	\$ 4640 VRS873	\$ 5550 VRS888
	ON REQUEST Only RAL colors Startup fee \$ 600	\$ 4300 VRS067	\$ 5330 VRS066	\$ 6380 VRS065













TABLETOP WITHOUT DRAINAGE HOLES OR PARASOL HOLE

Structured powder coated ZnAlMg tabletop, aluminium seats & stainless steel legs
Suitable for both outdoor and indoor use

		 3-SEATER ø63 x 29.5 in Tabletop ø31.5 in	 4-SEATER ø67 x 29.5 in Tabletop ø35.5 in	 5-SEATER ø70.75 x 29.5 in Tabletop ø39.5 in
	OFF WHITE RAL9002	\$ 3360 VRS897	\$ 4160 VRS909	\$ 4970 VRS920
	VERDIGRIS RGB 133 147 142	\$ 3360 VRS528	\$ 4160 VRS529	\$ 4970 VRS530
	REED GREEN RAL6013	\$ 3360 VRS532	\$ 4160 VRS533	\$ 4970 VRS534
	COPPER BROWN RAL8004	\$ 3360 VRS536	\$ 4160 VRS537	\$ 4970 VRS538
	COSMIC CREAM RAL1015	\$ 3360 VRS899	\$ 4160 VRS911	\$ 4970 VRS922
	COBALT BLUE RAL5013	\$ 3700 VRS544	\$ 4580 VRS545	\$ 5490 VRS546
	SUN YELLOW RAL1032	\$ 3700 VRS898	\$ 4580 VRS910	\$ 5490 VRS921
	PISTACHE RAL6021	\$ 3700 VRS900	\$ 4580 VRS912	\$ 5490 VRS923
	ON REQUEST Only RAL colors Startup fee \$ 600	\$ 4260 VRS556	\$ 5270 VRS557	\$ 6310 VRS558


BACKRESTS

Structured powder coated zinc steel - 1 piece

		OFF WHITE RAL9002	\$ 360 VRS924
		VERDIGRIS RGB 133 147 142	\$ 360 VRS074
		REED GREEN RAL6013	\$ 360 VRS075
		COPPER BROWN RAL8004	\$ 360 VRS076
		COSMIC CREAM RAL1015	\$ 360 VRS926
		COBALT BLUE RAL5013	\$ 410 VRS078
		SUN YELLOW RAL1032	\$ 410 VRS925
		PISTACHE RAL6021	\$ 410 VRS927
	COLOR ON REQUEST Only RAL colors Startup fee \$ 600		\$ 470 VRS081

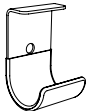
FLOOR FASTENING

You need 1 piece for every seat

	Stainless steel	\$ 60/pc VRS082
---	-----------------	---------------------------

STACKING SPACER & PURSE HANGER

You need 1 piece for every leg

	Stainless steel with rubber cover	\$ 60/pc VRS673
---	-----------------------------------	---------------------------



Friends of the product

Acacia

→ p12













CUSHIONS

Outer dimensions (ø x h): 13.5 x 0.5 in - 1 piece

Please store the cushions inside when not in use

* Leaving the collection. Available while supplies last

		GREY CHINÉ Sunbrella® Natté	\$ 200 VRS757
		DARK TAUPE Sunbrella® Natté	\$ 200 VRS758
		MARBLE Sunbrella® Lopi	\$ 240  VRS756
		CHARCOAL Sunbrella® Lopi	\$ 240 VRS755
		LEAF GREEN Sunbrella® Heritage	\$ 200 VRS761
		INDIGO * Sunbrella® Heritage	\$ 200 VRS762
		LOTO * Sunbrella® Domino	\$ 240 VRS760
		CRAPS * Sunbrella® Domino	\$ 240 VRS759

VIRUS COMBINATIONS

With Acacia

Virus 3-seater (standard tabletop) +
Acacia with lightweight parasol base



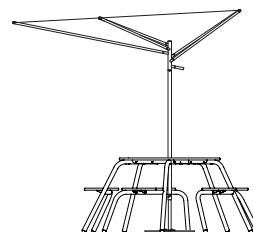
\$ 7870

Virus 4-seater (standard tabletop) +
Acacia with lightweight parasol base



\$ 8670

Virus 5-seater (standard tabletop) +
Acacia with lightweight parasol base



\$ 9490

Walrus is a true innovation, as a super robust cover material is used to make a sleek, weatherproof sofa that always looks great. An ingenious storage pouch in the back of the Walrus hides a foldout blanket and cushions to provide softness and comfort. This softness is provided in a matter of seconds: a warm, dry and comfortable place to sit outdoors is instantly available as soon as the sun comes out. Yes, in all seasons!



Blankets → p156
 Comfort cushions → p157
 Deco cushions → p158
 Footstool → p160
 Tables → p160
 Feet → p160




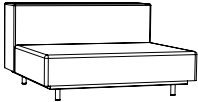

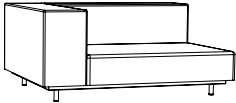

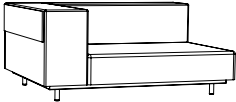

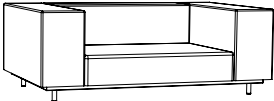

MODULES WITH 110 CM WIDE SEATING

Outer dimensions (l x w x h) | Standard seating height: 12.75 in

Morbern Sundance upholstery + galvanized steel frame & feet (standard galvanized feet are included)

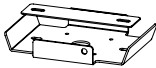


Each Walrus module contains one comfort cushion filling

Ordering a comfort cushion cover and blanket per module is mandatory

		 CHALK	 SAFARI	 EARTH
	MIDDLE SEAT With 1 storage pouch 43.25 x 43.25 x 23.75 in	\$ 4680 WAL319	\$ 4680  WAL317	\$ 4680 WAL508
	CORNER SEAT (L/R) With 1 storage pouch 55 x 43.25 x 23.75 in	\$ 6700 WAL314	\$ 6700  WAL315	\$ 6700 WAL509
	CORNER SEAT (L/R) + EXTRA STORAGE POUCH With 2 storage pouches 55 x 43.25 x 23.75 in	\$ 7790 WAL320	\$ 7790  WAL321	\$ 7790 WAL510
	CLUB CHAIR With 1 storage pouch 67 x 43.25 x 23.75 in	\$ 8740 WAL322	\$ 8740  WAL323	\$ 8740 WAL511

CONNECTION PIECE

Attach two frames together

		Galvanized steel 9 x 6.75 x 1.25 in	\$ 100  WAL158
---	---	--	---



Friends of the product

Kosmos shade square

→ p81



Sensu

→ p118








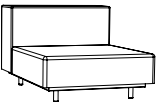

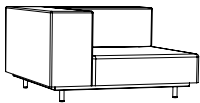

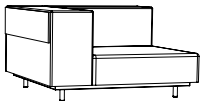

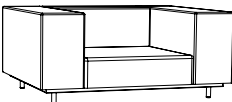

MODULES WITH 80 CM WIDE SEATING

Outer dimensions (l x w x h) | Standard seating height: 12.75 in

Morbern Sundance upholstery + galvanized steel frame & feet (standard galvanized feet are included)

Each Walrus module contains one comfort cushion filling

Ordering a comfort cushion cover and blanket per module is mandatory

		 CHALK	 SAFARI	 EARTH
	MIDDLE SEAT With 1 storage pouch 31.5 x 43.25 x 23.75 in	\$ 3550 WAL326	\$ 3550  WAL327	\$ 3550 WAL513
	CORNER SEAT (L/R) With 1 storage pouch 43.25 x 43.25 x 23.75 in	\$ 5660 WAL318	\$ 5660  WAL316	\$ 5660 WAL514
	CORNER SEAT (L/R) + EXTRA STORAGE POUCH With 2 storage pouches 43.25 x 43.25 x 23.75 in	\$ 6750 WAL328	\$ 6750  WAL329	\$ 6750 WAL515
	CLUB CHAIR With 1 storage pouch 55 x 43.25 x 23.75 in	\$ 7680 WAL330	\$ 7680  WAL331	\$ 7680 WAL516

COMFORT CUSHION FILLING

Outer dimensions (l x w x t): 35.5 x 19.75 x 7.75 in

Each Walrus module comes with one comfort cushion filling, included in its storage pouch. If you'd like to order an additional cushion, please remember to order an extra filling

	110 - COMFORT CUSHION FILLING	\$ 100 WAL448
	80 - COMFORT CUSHION FILLING	\$ 100 WAL449



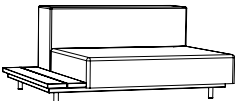



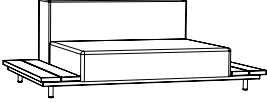

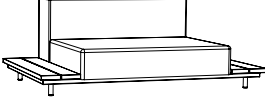


SIDE TABLE MODULES WITH 110 CM WIDE SEATING

Outer dimensions (l x w x h) | Standard seating height: 12.75 in

Morbern Sundance upholstery + galvanized steel frame & feet (standard galvanized feet are included) | Hellwood = 100% PEFC

Each Walrus module contains one comfort cushion filling

Ordering a comfort cushion cover and blanket per module is mandatory

		<div><div></div></div> CHALK	<div><div></div></div> SAFARI	<div><div></div></div> EARTH
	<div><div><div></div></div><div></div></div> <div>SEAT WITH SIDE TABLE (L/R) HELLWOOD With 1 storage pouch 54.25 x 43.25 x 23.75 in</div>	<div>\$ 5440 WAL334</div>	<div>\$ 5440  WAL335</div>	<div>\$ 5440 WAL518</div>
	<div><div><div></div></div></div> <div>SEAT WITH SIDE TABLE (L/R) IROKO With 1 storage pouch 54.25 x 43.25 x 23.75 in</div>	<div>\$ 5610 WAL332</div>	<div>\$ 5610 WAL333</div>	<div>\$ 5610 WAL517</div>
	<div><div><div></div></div><div></div></div> <div>CORNER SEAT (L/R) + SIDE TABLE HELLWOOD With 1 storage pouch 66 x 43.25 x 23.75 in</div>	<div>\$ 7480 WAL338</div>	<div>\$ 7480  WAL339</div>	<div>\$ 7480 WAL520</div>
	<div><div><div></div></div></div> <div>CORNER SEAT (L/R) + SIDE TABLE IROKO With 1 storage pouch 66 x 43.25 x 23.75 in</div>	<div>\$ 7650 WAL336</div>	<div>\$ 7650 WAL337</div>	<div>\$ 7650 WAL519</div>
	<div><div><div></div></div><div></div></div> <div>SEAT WITH 2 SIDE TABLES HELLWOOD With 1 storage pouch 65 x 43.25 x 23.75 in</div>	<div>\$ 6220 WAL342</div>	<div>\$ 6220  WAL343</div>	<div>\$ 6220 WAL522</div>
	<div><div><div></div></div></div> <div>SEAT WITH 2 SIDE TABLES IROKO With 1 storage pouch 65 x 43.25 x 23.75 in</div>	<div>\$ 6560 WAL340</div>	<div>\$ 6560 WAL341</div>	<div>\$ 6560 WAL521</div>






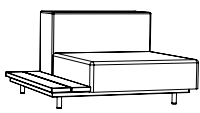




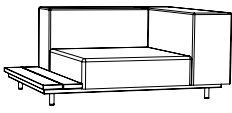




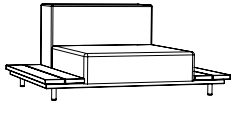




SIDE TABLE MODULES WITH 80 CM WIDE SEATING

Outer dimensions (l x w x h) | Standard seating height: 12.75 in

Morbern Sundance upholstery + galvanized steel frame & feet (standard galvanized feet are included) | Hellwood = 100% PEFC

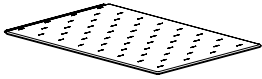
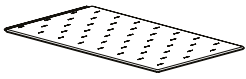














Each Walrus module contains one comfort cushion filling

Ordering a comfort cushion cover and blanket per module is mandatory

		 CHALK	 SAFARI	 EARTH
	  SEAT WITH SIDE TABLE (L/R) HELLWOOD With 1 storage pouch 42.25 x 43.25 x 23.75 in	\$ 4400 WAL346	\$ 4400  WAL347	\$ 4400 WAL524
	 SEAT WITH SIDE TABLE (L/R) IROKO With 1 storage pouch 42.25 x 43.25 x 23.75 in	\$ 4570 WAL344	\$ 4570 WAL345	\$ 4570 WAL523
	  CORNER SEAT (L/R) + SIDE TABLE HELLWOOD With 1 storage pouch 54.25 x 43.25 x 23.75 in	\$ 6420 WAL350	\$ 6420  WAL351	\$ 6420 WAL526
	 CORNER SEAT (L/R) + SIDE TABLE IROKO With 1 storage pouch 54.25 x 43.25 x 23.75 in	\$ 6590 WAL348	\$ 6590 WAL349	\$ 6590 WAL525
	  SEAT WITH 2 SIDE TABLES HELLWOOD With 1 storage pouch 53.25 x 43.25 x 23.75 in	\$ 5200 WAL354	\$ 5200  WAL355	\$ 5200 WAL528
	 SEAT WITH 2 SIDE TABLES IROKO With 1 storage pouch 53.25 x 43.25 x 23.75 in	\$ 5540 WAL352	\$ 5540 WAL353	\$ 5540 WAL527

BLANKETS

Outer dimensions (l x w x t)
Ordering a blanket per module is mandatory

		
	110 - BLANKET <i>61.75 x 41.25 x 0.75 in</i> <i>For 43.25 in seating</i>	80 - BLANKET <i>61.75 x 29.5 x 0.75 in</i> <i>For 31.5 in seating</i>
	GREY CHINÉ Sunbrella® Natté \$ 700 WAL075	\$ 570 WAL087
	DARK TAUPE Sunbrella® Natté \$ 700 WAL074	\$ 570 WAL086
	COCONUT Sunbrella® Savane \$ 700  WAL356	\$ 570  WAL363
	MARBLE Sunbrella® Lopi \$ 950  WAL357	\$ 800  WAL364
	CHARCOAL Sunbrella® Lopi \$ 950 WAL358	\$ 800 WAL365
	LEAF GREEN Sunbrella® Heritage \$ 700 WAL083	\$ 570 WAL095
	RUST Sunbrella® Heritage \$ 700 WAL361	\$ 570 WAL368
	COLOR ON REQUEST 1 Only for Sunbrella Natté, Solids, Savane & Heritage \$ 750 WAL085	\$ 620 WAL097
	COLOR ON REQUEST 2 Only for Sunbrella Chartres \$ 870 WAL432	\$ 740 WAL434
	COLOR ON REQUEST 3 Only for Sunbrella Lopi & Domino \$ 1000 WAL433	\$ 850 WAL435


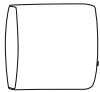











COMFORT CUSHIONS

Outer dimensions (l x w x t)

Each Walrus module contains one comfort cushion filling

Ordering a comfort cushion cover per module is mandatory

* Leaving the collection. Available while supplies last











			
		110 - COMFORT CUSHION <i>61.75 x 41.25 x 0.75 in</i> <i>For 43.25 in seating</i>	80 - COMFORT CUSHION <i>61.75 x 29.5 x 0.75 in</i> <i>For 31.5 in seating</i>
	GREY CHINÉ Sunbrella® Natté	\$ 370 WAL442	\$ 250 WAL443
	DARK TAUPE Sunbrella® Natté	\$ 370 WAL373	\$ 250 WAL386
	COCONUT Sunbrella® Savane	\$ 370 WAL370	\$ 250 WAL383
	MARBLE Sunbrella® Lopi	\$ 470 ✨ WAL371	\$ 340 ✨ WAL384
	CHARCOAL Sunbrella® Lopi	\$ 470 WAL372	\$ 340 WAL385
	LEAF GREEN Sunbrella® Heritage	\$ 370 WAL376	\$ 250 WAL389
	INDIGO * Sunbrella® Heritage	\$ 370 ✨ WAL379	\$ 250 ✨ WAL392
	RUST Sunbrella® Heritage	\$ 370 WAL377	\$ 250 WAL390
	COLOR ON REQUEST 1 Only for Sunbrella Natté, Solids, Savane & Heritage	\$ 430 WAL446	\$ 300 WAL447
	COLOR ON REQUEST 2 Only for Sunbrella Chartres	\$ 470 WAL430	\$ 350 WAL428
	COLOR ON REQUEST 3 Only for Sunbrella Lopi & Domino	\$ 520 WAL431	\$ 400 WAL429

LUMBAR- AND DECO CUSHIONS

Outer dimensions (l x w x t)

Please store the cushions inside when not in use

* Leaving the collection. Available while supplies last

















			
		LUMBAR CUSHION 19.75 x 11.75 x 6.75 in	DECO CUSHION 19.75 x 19.75 x 6.75 in
	GREY CHINÉ Sunbrella® Natté	\$ 160 WAL440	\$ 210 WAL123
	DARK TAUPE Sunbrella® Natté	\$ 160 WAL410	\$ 210 WAL122
	COCONUT Sunbrella® Savane	\$ 160 WAL407	\$ 210 WAL394
	MARBLE Sunbrella® Lopi	\$ 200 WAL408	\$ 250 WAL395
	CHARCOAL Sunbrella® Lopi	\$ 200 WAL409	\$ 250 WAL396
	SOOTY * Sunbrella® Chartres	/	\$ 230 WAL132
	LEAF GREEN Sunbrella® Heritage	\$ 160 WAL413	\$ 210 WAL130
	MOSS Sunbrella® Heritage	\$ 160 WAL415	\$ 210 WAL400

LUMBAR- AND DECO CUSHIONS

Outer dimensions (l x w x t)






Please store the cushions inside when not in use

* Leaving the collection. Available while supplies last

		 LUMBAR CUSHION <i>19.75 x 11.75 x 6.75 in</i>	 DECO CUSHION <i>19.75 x 19.75 x 6.75 in</i>
	ALPINE Sunbrella® Heritage	\$ 160 WAL562	\$ 210 WAL569
	LOTO * Sunbrella® Domino	/	\$ 250  WAL419
	RUST Sunbrella® Heritage	\$ 160  WAL414	\$ 210  WAL399
	CRAPS * Sunbrella® Domino	\$ 200 WAL404	/
	BLUSH Sunbrella® Solids	\$ 160  WAL417	\$ 210 WAL128
	BISCUIT * Sunbrella® Lopi	\$ 200  WAL564	/
	COLOR ON REQUEST 1 Only for Sunbrella Natté, Solids, Savane & Heritage	\$ 210 WAL423	\$ 260 WAL133
	COLOR ON REQUEST 2 Only for Sunbrella Chartres	\$ 230 WAL424	\$ 280 WAL426
	COLOR ON REQUEST 3 Only for Sunbrella Lopi & Domino	\$ 250 WAL425	\$ 300 WAL427






FOOTSTOOL

Outer dimensions (l x w x h) | Standard seating height: 12.75 in
Morbern Sundance upholstery + galvanized steel frame & feet (standard galvanized feet are included)

		 CHALK	 SAFARI	 EARTH
	43.25 x 31.5 x 12.75 in	\$ 1480 WAL324	\$ 1480  WAL325	\$ 1480 WAL512



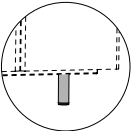
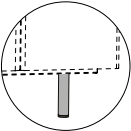
TABLES

Outer dimensions (l x w x h)
Galvanized steel frame (& legs) | Hellwood = 100% PEFC

		 HELLWOOD <i>Thermally treated wood tabletop</i>	 IROKO <i>Tropical hardwood tabletop</i>
	COFFEE TABLE 43.25 x 32.25 x 5.25 in	\$ 2180 WAL065	\$ 2320 WAL064
	CORNER SQUARE TABLE 43.25 x 43.25 x 5.25 in	\$ 2750 WAL067	\$ 2940 WAL066
	LINKING TABLE 43.25 x 29.5 x 5.25 in	\$ 1660 WAL069	\$ 1720 WAL068

FEET

Galvanized steel or Structured powder coated steel
1 set of 4 feet per module

		 GALVANIZED STEEL	 ANTHRACITE <i>RAL7016</i>
	FEET Seating height: 12.75 in	\$ incl.	\$ 30/set WAL071
	HIGH FEET Seating height: 14.75 in	\$ 120/set WAL072	\$ 150/set WAL073

POPULAR FABRIC COMBINATIONS

Numerous color combinations are possible

To make life easier, we have created several color combinations, carefully composed following Extremis' color concepts.

Need any help finding the right color combination?

Go check our Biomes on page 169

Out of the Fjordinary

A boreal and montane togetherness biome



Walrus base color — **Chalk**




Blanket

Charcoal




Comfort cush.

Grey chiné



Lumbar cush.

Alpine



Deco cush.

Sooty

Forest & Fields

A green and rural togetherness biome



Walrus base color — **Earth**




Blanket

Coconut




Comfort cush.

Marble



Lumbar cush.

Dark taupe



Deco cush.

Leaf green

A Lotta Terracotta 🌿

A mediterranean togetherness biome




Walrus base color — **Safari**




Blanket

Coconut




Comfort cush.

Marble



Lumbar cush.

Blush



Deco cush.


Rust

Majestic Mirage 🌿

A sandy and breezy togetherness biome




Walrus base color — **Safari**




Blanket

Marble



Comfort cush.

Indigo



Lumbar cush.

Biscuit

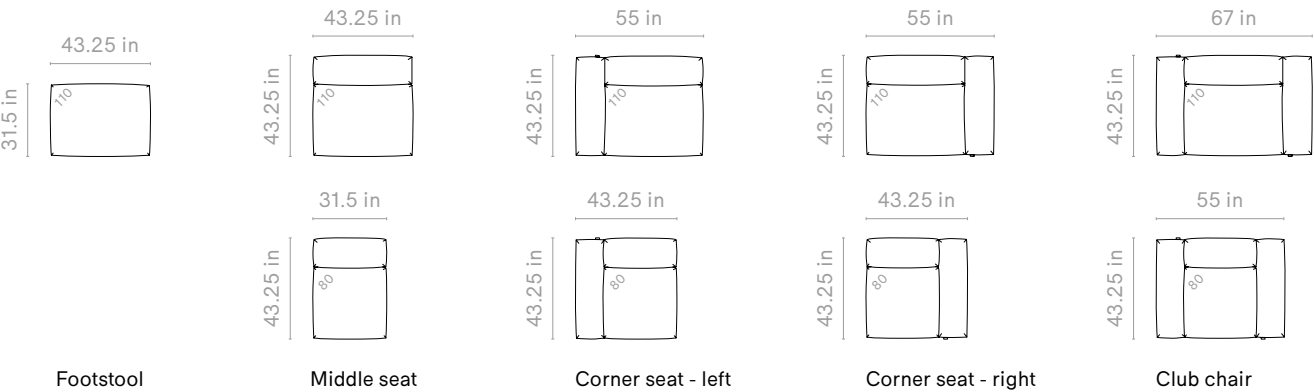


Deco cush.

Loto

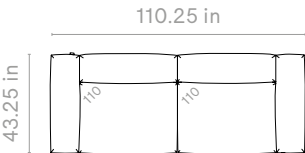
WALRUS COMBINATIONS

Some predefined combinations, connection piece(s) are included in the price samples below
Blankets & cushions are included in the price samples below



WALRUS DOUBLE TROUBLE

Walrus base - Chalk + Out of the Fjordinary cushion set



WALRUS LOVELY LOUNGER

Walrus base - Earth + Forest & Fields cushion set



WAL314 (x2) + WAL158 + WAL358 (x2) + WAL442 (x2) +
WAL132 (x2) + WAL562 (x2)

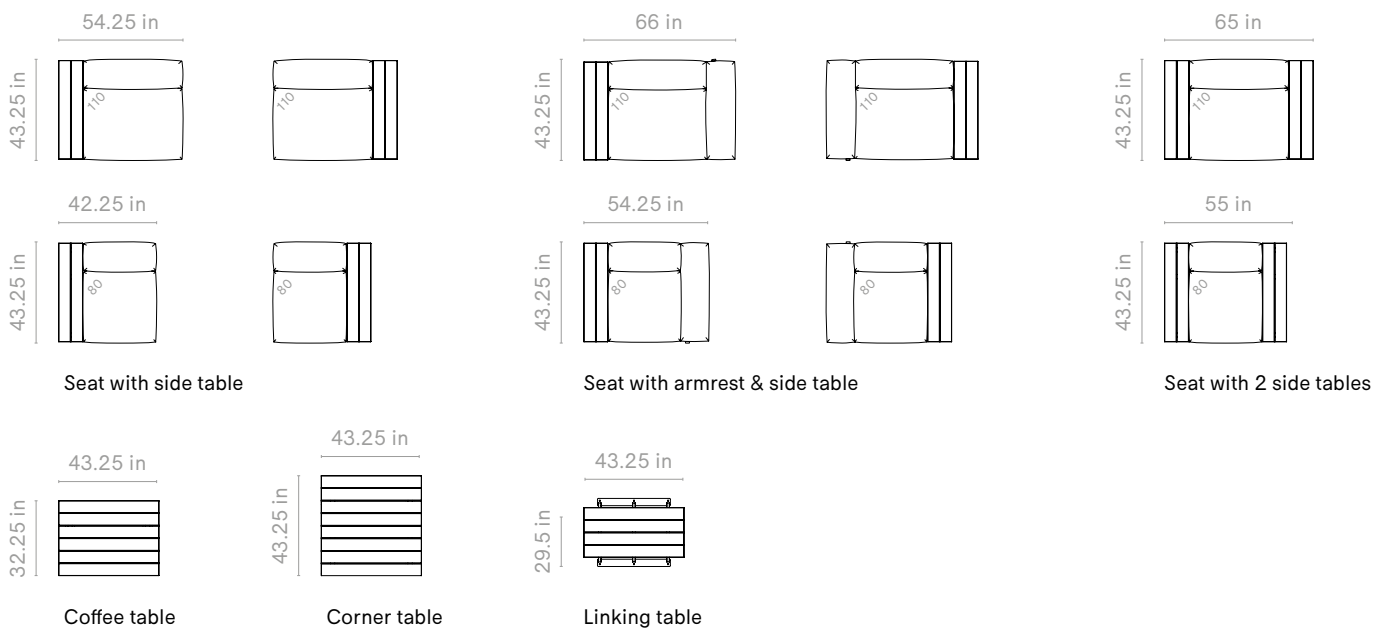
\$ 16920

WAL509 (x2) + WAL508 + WAL512 + WAL158 (x2) +
WAL356 (x3) + WAL371 (x3) + WAL130 (x3) + WAL410 (x3)

\$ 24380

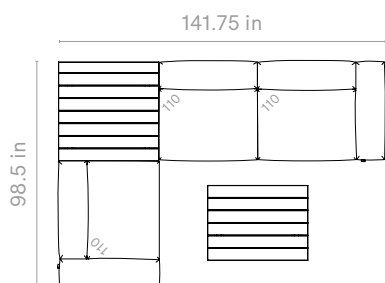
WALRUS COMBINATIONS

Some predefined combinations, connection piece(s) are included in the price samples below
Blankets & cushions are included in the price samples below



WALRUS MEET THE PARENTS

Walrus base - Safari + Majestic Mirage cushion set

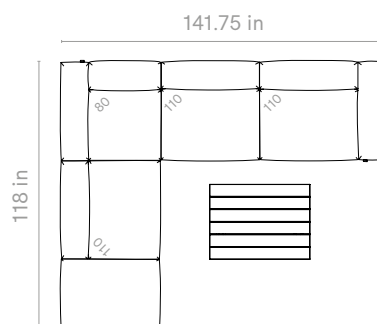


WAL315 (x2) + WAL317 + WAL158 + WAL357 (x3) +
WAL379 (x3) + WAL419 (x3) + WAL564 (x3) + WAL064 +
WAL066

\$ 28750

WALRUS MAJESTIC MONDO

Walrus base - Safari + A Lotta Terracotta cushion set



WAL315 + WAL317 (x2) + WAL316 + WAL325 + WAL158 (x3) +
WAL356 (x3) + WAL363 + WAL371 (x3) + WAL384 +
WAL399 (x4) + WAL417 (x4) + WAL064

\$ 31720

Finishes


Generally speaking, aluminum and steel are low-maintenance materials. Thanks to powder coating techniques, these materials are available in several colors. Choose white only if you are willing to take greater care and clean your products regularly. If you are not big on cleaning you should consider galvanized steel for your furniture.

Colors may vary from batch to batch.


Galvanized steel




Black — RAL9005




Earth — RGB 88 88 84



Beach beige — RAL1019



Off white — RAL9002




Verdigris — RGB 133 147 142



Reed green — RAL6013



Copper brown — RAL8004



Cosmic cream — RAL1015




Cobalt blue — RAL5013



Sun yellow — RAL1032



Pistache — RAL6021



Sunbrella®


Sunbrella® is an acrylic fabric that is still known as the best outdoor fabric available for making cushions. The raw material is Sunbrella® solution-dyed acrylic fibre. The color pigments are locked right into the very heart of the fibres during the initial stage of the manufacturing process, before the yarn is even made. Sunbrella® colors stand up to tough weather conditions and years of sun exposure.

Colors may vary from batch to batch.

Grey chiné — Natté




Dark taupe — Natté



Coconut — Savane




Marble — Lopi



Charcoal — Lopi



Sooty — Chartres




Leaf green — Heritage




Moss — Heritage



Alpine — Heritage




Indigo — Heritage



Loto — Domino




Rust — Heritage




Craps — Domino



Blush — Solids















Biscuit — Lopi



Finishes


































































































Easily navigate through this color matrix for finishes to discover which colors are available for each product.

	Acacia	AMAi	Anker	Bistroo	Captain's Chair shell	Captain's Pipe legs	Captain's sliding legs	Captain's High Sliding legs	Captain's Lounge legs	Hopper bench	Hopper combo	Hopper picnic
												
Galvanized STEEL												
Black RAL9005												
Earth RGB 88 88 84												
Beach beige RAL1019												
Off white RAL9002												
Papyrus white RAL9018												
Verdigris RGB 133 147 142												
Reed green RAL6013												
Copper brown RAL8004												
Cosmic cream RAL1015												
Cobalt blue RAL5013												
Sun yellow RAL1032												
Pistache RAL6021												

* Leaving the collection. Available while supplies last.

Sunbrella®

Explore our Sunbrella color matrix for a quick and easy way to identify the available colors for each product.

	AMAI HiLo bench	Bistroo	Captain's Chair	Deco cushions	Gargantua	Hopper	Kosmos	Marina	Panigiri	Pantagrue	Sol+Luna	Tiki	Virus	Walrus
														
Grey chiné NATTÉ														
Dark taupe NATTÉ														
Coconut SAVANE														
Marble LOPI														
Charcoal LOPI														
Sooty * CHARTRES														
Leaf green HERITAGE														
Moss HERITAGE														
Indigo * HERITAGE														
Alpine HERITAGE														
Loto * DOMINO														
Rust HERITAGE														
Craps * DOMINO														
Blush SOLIDS														
Biscuit * LOPI														

* Leaving the collection. Available while supplies last.


Biomes

Biomes are the large vegetation zones of the earth. Each biome undeniably evokes a certain atmosphere. We drew on them to design color palettes in order to make it easier to combine our products and cushions.

Out of the Fjordinary

A boreal and montane togetherness biome

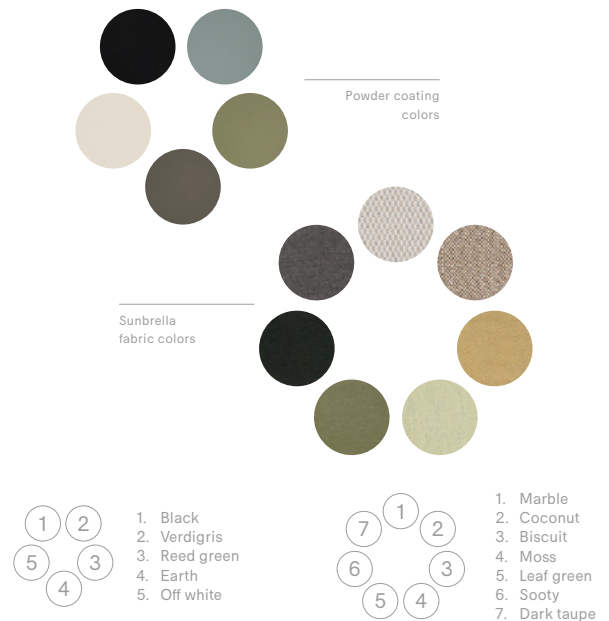
We translated the northern biomes into a balanced color palette, transcending the ordinary through a blend of nature's most incredible beauty



Forest & Fields

A green and rural togetherness biome

Rooted in West-Flemish tradition, we blend temperate forest elements - the main European biome - with local clay and hay for a unique touch



A Lotta Terracotta

A mediterranean togetherness biome

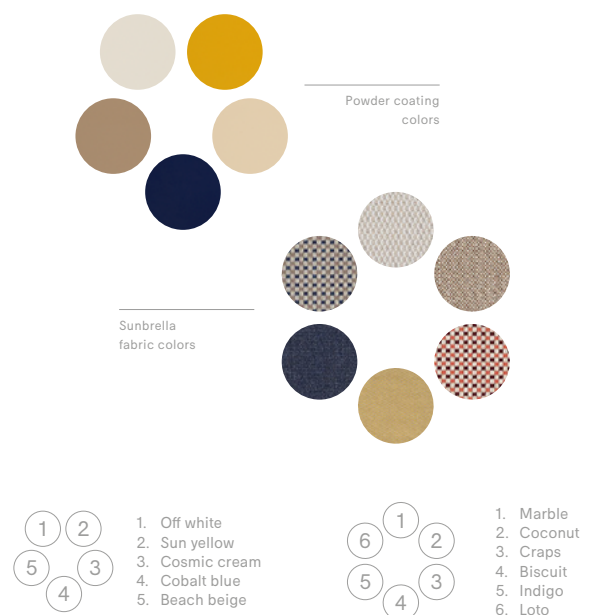
Welcome to warm earthy tones and terracotta red shores: this is just the perfect holiday color palette



Majestic Mirage

A sandy and breezy togetherness biome

Embark on a captivating nighttime escapade where gentle hues of yellows and rich accents cast a mesmerizing allure over the dunes



Professionals

Professionals, we've got you covered! Whether you're an architect, designer, or a pro in the world of landscape, office, education, or hospitality, we've got the tools you need to make your projects shine with Extremis.

www.extremis.com/pro

CUSTOM COLORS

We believe that color has the power to elevate the esthetic appeal of any project, allowing for harmonious integration within various environments. Whether it's a vibrant hue that captures attention or a subtle tone that complements the surrounding elements. That's why most of our products are available in any RAL-color you want.

Startup fee of \$ 600 (ex. VAT) per color.



FLOOR FASTENING

Through innovative engineering and meticulous attention to detail, we ensure that our furniture remains securely anchored to the ground. This offers peace of mind to both designers and end users, knowing that our anchoring systems not only deter theft but also prevent the furniture from being dislodged or blown away by strong winds.

However, it's important to note that the installation of our products should be done by qualified individuals. The anchoring process involves using suitable bolts or screws, which can be obtained from a specialized store. The selection of these components greatly depends on the material your terrace is made of. This ensures that the anchoring is not just secure, but also perfectly suited to your specific environment.

DOWNLOADS

Get the complete packages of all technical and inspirational materials from a single destination:
www.extremis.com/en/product-downloads

- Product pictures
- 2D & 3D files (2d dwg, 3d dwg, sketchup, revit, 3d max, 3ds max)
- Product factsheets
- Spec sheets
- Manuals



CONFIGURATOR

Showrooms, pictures, samples, we have it all. But what is the dream terrace your client is looking for? You don't need a magic wand to get inside their heads. With our configurator, you customize their favorite pieces in a snap. Size, colors, materials - a computer or a phone will do!

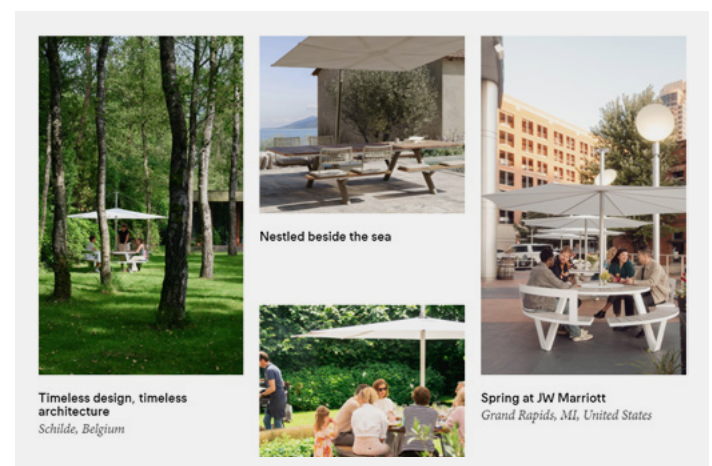
Found the perfect match? Show your clients what it might look like in their own space! The augmented reality feature makes our pieces more tangible than ever!

www.extremis.com/configurator

REFERENCES

We are proud to work with clients around the world across a wide range of sectors. No matter the scope of your project, our collection offers a solution for every space. Just access the references gallery and filter on setting or product type to get inspired. Create mood boards for your projects by saving everything you need from our website.

www.extremis.com/references



Wheelchair accessibility

Website story



Our innovative tables and picnic benches have been built with wheelchair users in mind. This not only allows the users to gain access to the tables but also contributes to the social aspects of sitting at the same table. Besides facilitating wheelchair access, this furniture is also perfect for pushchairs. They are 'Tools for Togetherness' for everyone and support full inclusivity.

As specifications for wheelchair accessibility vary around the world, please visit our technical sheets to ensure the measurements of each solution meets the specifications of your local requirements.

The following products don't need any product modifications.

AMAI

Double side access
Tabletop at standard position



Accessible
on both sides



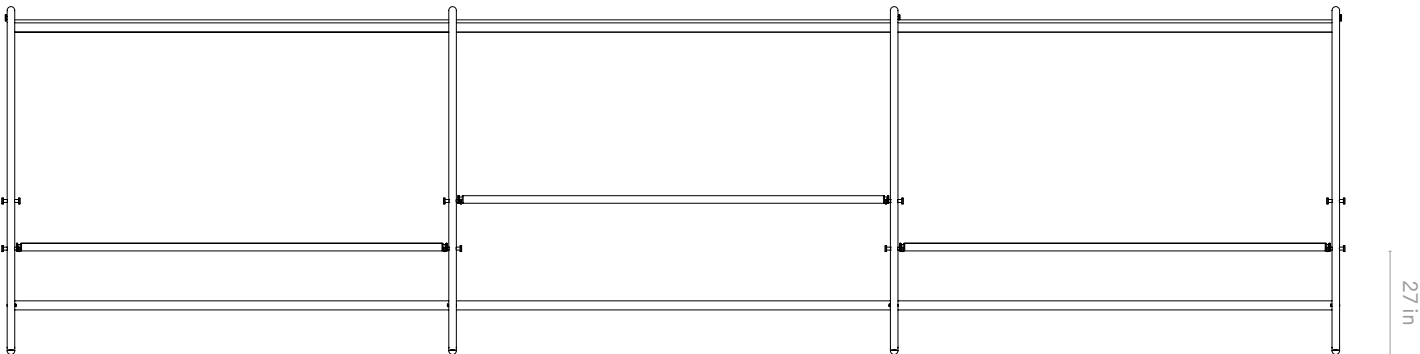
Not possible when tabletop is
put in the highest position



Accessible
on both sides



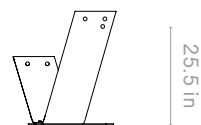
Not possible
on both ends



HOPPER BENCH

Single side access

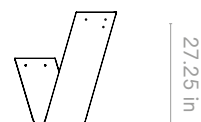
Only accessible on
side with no bench



HOPPER BENCH AA

Single side access

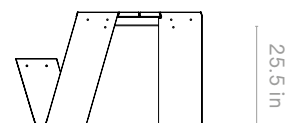
Only accessible on
side with no bench



HOPPER COMBO

Single side access

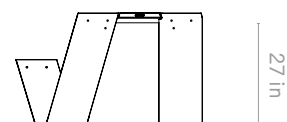
Only accessible on
side with no bench



HOPPER COMBO AA

Single side access

Only accessible on
side with no bench



MARINA COMBO

Double side & Single end access



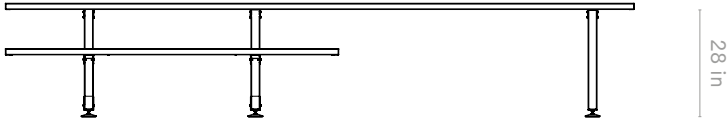
Accessible
on this end



Accessible on sides
with no benches



Not possible
on this end




MARINA PICNIC

Double end access
Not possible for the 165 cm version



Accessible
on both ends



MARINA DOUBLE DESK

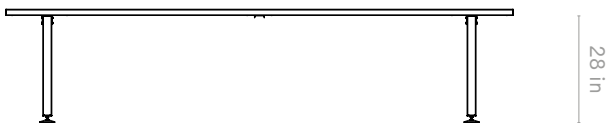
Double side access



Not possible
on both ends



Accessible
on both sides



MARINA TABLE

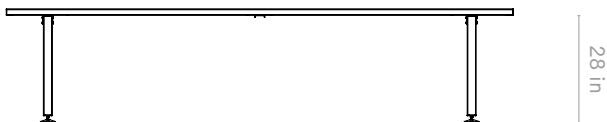
Double side access



Not possible
on both ends



Accessible
on both sides

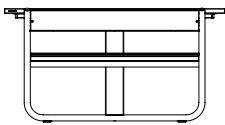


MANILLE
Double end access



Accessible
on both ends

✓



26.75 in

PANIGIRI
Double side & Double end access

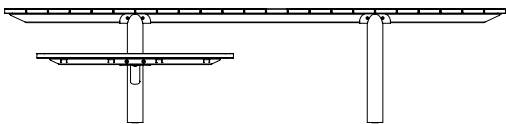


Accessible
on both ends

✓

Accessible on sides
with no benches

✓



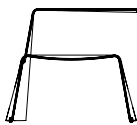
25.75 in

PICNIK
Single end access



Accessible on the open
side of the tabletop

✓



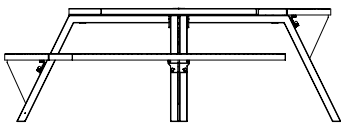
28.5 in

GARGANTUA
Single end access



Two benches at
tabletop height

✓



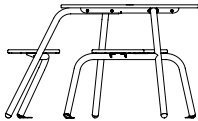
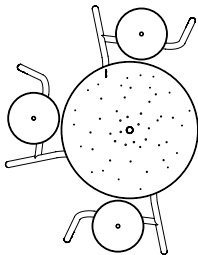
27.75 in

Virus wheelchair accessibility

Our furniture is made to last, so picking the right piece is a crucial step in completing your project plans. We strive to make our furniture both accessible and inclusive. So with some minor adaptations we made the Virus picnic tables accessible for those with mobility issues. By removing one of the legs, in the Virus 4 or 5-seater, a wheelchair fits perfectly in the gap.

VIRUS 4-SEATER WHEELCHAIR

One leg has to be removed
Only possible when combined with floor fastening



27 in

Virus 4-seater
Standard tabletop
(incl. floor fastening)

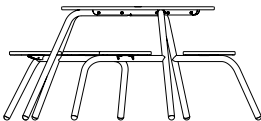
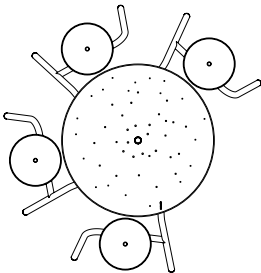
\$ 3780

Virus 4-seater
Solid tabletop
(incl. floor fastening)

\$ 3740

VIRUS 5-SEATER WHEELCHAIR

One leg has to be removed



27 in

Virus 5-seater
Standard tabletop

\$ 4360

Virus 5-seater
Solid tabletop

\$ 4300

Virus 5-seater
Standard tabletop
(incl. floor fastening)

\$ 4610

Virus 5-seater
Solid tabletop
(incl. floor fastening)

\$ 4560

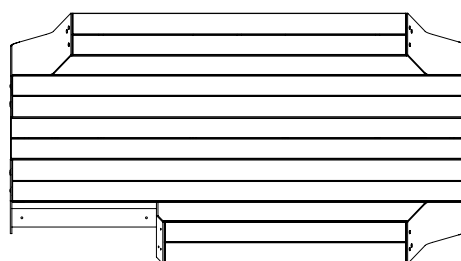
Hopper picnic wheelchair accessibility

Our baseline 'Tools for Togetherness' implies that we provide high quality products for everybody, even our wheelchair using friends. Proof are the tailor-made versions of our popular Hopper picnic tables. By shortening the benches on one or two sides, wheelchair access is facilitated. Let's bring inclusivity to the table!

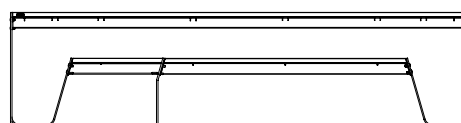
The price of the Hopper picnic is subject to size, finish and quantity. Keep in mind that these special Hopper picnic versions are only available in 300 cm and 360 cm.

HOPPER PICNIC WHEELCHAIR

One bench has been made shorter to gain room for a wheelchair
A stainless steel connection piece connects the two legs



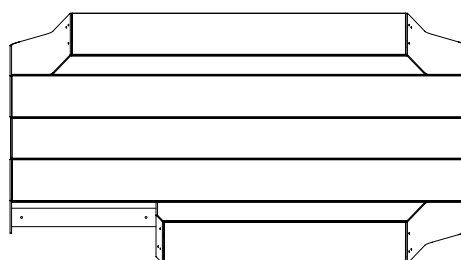


37 in



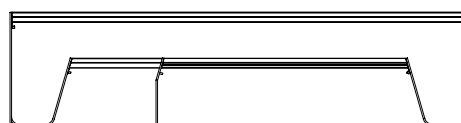
25.5 in

HOPPER PICNIC WHEELCHAIR AA

One bench has been made shorter to gain room for a wheelchair
A stainless steel connection piece connects the two legs



37 in



27 in

Charging modules

By connecting quality, necessity and functionality, Extremis generates togetherness all over the world. We're still searching for ways to empower people and to spark interactions that truly matter. How? By energizing our current furniture collection, each patio, office space and lunch area is ready to be powered up.

Extend outdoor possibilities, break down boundaries, and stay connected with this shocking furniture. With this power option, the outdoor table becomes an all-purpose set. Your battery died? No problem!



WIRELESS CHARGER - OUTDOOR & INDOOR

Outer dimensions (ø): 3.25 in
Wireless charger on top, compatible with all devices with wireless charging system
It has a quick charge system | One battery included

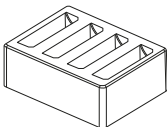


2 x USB on battery pack
Battery 55 wh - Antenna 5w
IP65 & Shockproof

\$ 820
ELE001

CHARGING TRAY FOR WIRELESS POWER

Outer dimensions (l x w x h): 9.5 x 3.25 x 3.5 in
Charges up to four stations simultaneously in 7 hours | 4 charging slots
Includes magnetic key to remove the station from its support



For Europe

\$ 580
ELE002

ANKER



BISTROO



GARGANTUA



HOPPER



MARINA



PANTAGRUEL



VIRUS



Maintenance tools

The extreme quality of the materials used in Extremis products and the way they are designed only serve one good cause: To. Last. Longer. Nothing goes without a little effort however. Maintenance is needed to stand the test of time. So please have a look at our maintenance products and our tips to keep your tool for togetherness in excellent shape.

www.extremis.com/maintenance

Order your maintenance tools on our Dealer Portal
www.extremis.com/portal



WOOD CLEANER - 1L

Wood Cleaner is a cleansing shampoo for wooden furniture. The product removes gray discoloration, green deposits and dirt

OND001



MULTI CLEANER - 0,5L

Extremis Multi Cleaner is a ready to use cleaner. Its powerful formula removes the most persistent stains

OND004



WOOD PROTECTOR - 1L

Protect your wood regularly from UV and inclement weather. The Extremis wood protector is a 100% natural product

OND002



EXTREMIS BRUSH

Use this hand scrubber in combination with Extremis Wood Cleaner and Multi Cleaner to remove persistent dirt

OND006



WOOD CLEANING KIT

Wood Cleaner – Wood protector 1L – Extremis brush – Tape - Sanding block - Brush

OND057



GENERAL CLEANING KIT

Multi Cleaner - Sponge - Microfiber cloth - Extremis brush

OND058

Wood

Wooden structures in the sea such as pontoons, piers, jetties and so on are living proof of the soundness of wood as a suitable material for the structure and finish of outdoor applications. Almost constantly in contact with salt water and subject to biting winds and high UV densities, the wood may well turn grey, but it lasts for decades, which makes it a superb material.

Choose wisely

Wood is a living material and in spite of the superior quality provided by the species we use, it constantly has to adapt to extreme changes in temperature and humidity. Due to internal stress resulting from these constant adaptations the wood "warps". This warping can lead to cracking, among other things. Changes in color and structure can also appear. These characteristics are typical of the material and by choosing this material you accept them. When delivered, the wooden parts of our products are untreated. Exposure to sun and rain will gradually change their color to silvery gray, and also roughen the surface. We strongly recommend that you treat your wood regularly with wood oil to protect it from stains and to slow down the roughening process. In some cases, white spots might appear in the wood, especially in Iroko hardwood. These tiny dots are calcium carbonate deposits that become a part of the wood when the tree absorbs water from an alkaline soil. The calcium fragments don't change the quality of the wood, but they are visible to the eye. From a durability standpoint, Extremis will not throw out this quality wood, however, when there are more than ten spots visible per 100 cm², the wood is no longer used in our regular sale, but gets a second life for demonstration and R&D purposes.

Iroko

Used for Anker - Gargantua - Hopper - Pantagruel - Walrus

Iroko is an African species of tropical hardwood. The high quality allows us to make wide tabletop segments out of one piece of wood. The color and characteristics of the wood are similar to teak. Our suppliers have their own concession and guarantee to deliver only the best quality Iroko hardwood, with a clear paper trail to guarantee sustainable entrepreneurship.

Choose wisely

Like all wood, Iroko will gradually become rough and grayish by exposure to the sun and rain, small cracks and crevices may also appear as part of this process. We strongly advise to yearly treat the furniture with our Wood Protector. The natural oil protects the wood from moisture and spilled liquids, which keeps the wood stable for longer and keeps stains superficial.

Hellwood 100% PEFC

Used for AMAi - Anker - Hopper - Manille - Panigiri - Pantagruel - Walrus



Extremis Hellwood is European thermally treated wood that has been through purgatory to steel it against all kinds of hellish ordeals. And there are more than enough of them out there: UV rays, rain and acid rain, fluctuating humidity levels, frost, extreme heat and so on. Our preservation gives the fibers greater internal stability and increases their resistance to rotting. In this way, we obtain a type of wood that belongs in Durability Class I, just like the very best tropical wood. An attractive side-effect of the process, of course, is the wood's dark coloring.

Choose wisely

Like all wood, Hellwood will gradually become rough and grayish by exposure to the sun and rain, small cracks and crevices may also appear as part of this process. We strongly advise to yearly treat the furniture with our Wood Protector. The natural oil protects the wood from moisture and spilled liquids, which keeps the wood stable for longer and keeps stains superficial.

Rubberwood

Used for Sticks

The wood of the rubber tree (rubberwood) is very valuable: it has a very nice light color, high stability as a result of the low level of shrinkage and it is very easy to process. Perfect for indoors! Rubberwood is very popular for making stairs and furniture... or basically anything made of wood. Choose the natural version, or the dark washed version using oil. At Extremis we first use the latex from the rubberwood tree to make the rubber Sticks bases and once the trees are too old to tap latex, instead of chopping and burning the wood, we use the wood to make the rubberwood Sticks bases.

Choose wisely

As rubberwood is only used inside, it needs no maintenance. The dark washed version has a dark gray look with the wood grain still visible. This is far from a black base.

Oak

Used for Tiki

Oak wood is a type of hardwood commonly used for furniture making, flooring, barrel making or timber frame buildings. It is mainly appreciated for its robustness and durability. Many also appreciate its prominent grain and light attractive color. Oak is a popular choice for interiors, as it brings a warm, natural feeling to any room.

Choose wisely

As most woods, oak wood should be oiled frequently if you want to maintain its look longer. However, since it's a natural material that is easy to repair and refinish and since it is used inside, its maintenance will be lighter than for outdoor use.

Bamboo

Used for Bistrot

Our durable bamboo components are made from solid Bamboo strips originating from China. Thanks to a unique engineering process of compression under high temperature and pressure, an exceptional hardness and durability is achieved. Our suppliers only use certified environment friendly ingredients for this specific technique. Made with high attention to detail and precision, providing us with a high quality and sustainable product.

Choose wisely

Each Bamboo service has been treated with a wood oil to protect it from stains and internal changing climate conditions. The Bamboo wood is easy to clean with water and mild household soap. Don't use aggressive cleaning products or sand the surface.

Aluminium

Aluminium is one of the most common substances on earth. It is a metal offering an exceptional combination of properties. It is light and 100% recyclable. The alloys we use contain maximum 30% virgin material.

Fine structured powder coating

Used for AMAi - Anker - Bistroy - Hopper - Kosmos - Picnik - Sensu - Sol+Luna - Tiki stools - Virus

Powder coating is a technique of applying dry paint to a part. The powdered paint is electrostatically charged and sprayed onto the object. The object is then placed in an oven and the powder particles melt and coalesce to form a continuous film. The fine textured powder-coating has a high scratch resistance, perfect for intensive use.

Choose wisely

Choose white powder coating, only if you are willing to clean the surface regularly. There is nothing uglier than a dirty piece of design furniture, right?

Anodized

Used for Sol+Luna shade

Anodizing is a process which increases the thickness of the natural oxide layer on the surface of the aluminium. This layer protects the aluminium from corrosion. We have chosen not to give the aluminium any further treatment, as this would not lengthen its lifespan and would also be very bad for the environment.

Choose wisely

Easy to clean with lukewarm water and a mild detergent.

Steel

Steel is an alloy of iron and other elements, primarily carbon, that is widely used in construction and other applications because of its high tensile strength. Steel's base metal is iron, the element that rusts when in direct contact with oxygen. There are three ways to cope with this property: block direct contact with the air (e.g. by galvanizing), replace a certain amount of iron with carbon (e.g. stainless steel), or use rust as a finish (e.g. weathering steel).

Choose wisely

Steel may rust sooner or later, so try to keep surfaces clean and dry, and in any case do not leave metal objects outside on top of any other steel surface. A chemical reaction occurs that will affect the other surface. As soon as rust has been noticed, act immediately and accordingly, as rust accelerates rusting.

Galvanized

Used for Acacia - AMAi - Anker - Captain's Chair - Gargantua - Hopper - Inumbrina - Kosmos - Manille - Panigiri - Pantagruel - Sensu - Tiki Trolley - Walrus

Galvanization is the most durable method for protecting metal from rusting. The metal is immersed in a zinc bath which results in a protective layer. If the layer gets damaged, the metal underneath will start rusting. However any damage can be touched up with zinc paint available from any DIY store. Galvanized steel has a very long life span and is perfectly recyclable if necessary.

Choose wisely

We call it the George Clooney of coating techniques: its looks improve better with age... Our tools with galvanized surfaces are masters of camouflaging dirt, thanks to the materials rough texture. At first, galvanized pieces look very shiny, but they will gradually turn matt under the influence of sun and rain. Rain may also cause dark stains underneath the connection zones.

Fine structured powder coating

Used for Anker - Bistrot - Captain's Chair - Marina - Pantagruel - Tiki stools - Tiki table - Virus

Powder coating is a technique of applying dry paint to a part. The powdered paint is electrostatically charged and sprayed onto the object. The object is then placed in an oven and the powder particles melt and coalesce to form a continuous film.

Choose wisely

Choose white powder coating, only when you are willing to clean the surface regularly. There is nothing uglier than a dirty piece of design furniture, right? Our glossy powder-coating is very maintenance-friendly, however.

Stainless 316

Used for AMAi shade - Gargantua - Hopper shade - Inumbra - Kosmos shade - Manille shade

The highest stainless steel quality available is type AISI 316. Aggressive environmental conditions caused by chlorides, acid rain, salt and other rusty materials will require periodic maintenance.

Choose wisely

We advise a regular treatment with stainless steel cleaner or protector, especially in aggressive environments. Products to clean and protect are widely available.

Stainless 304

Used for Inumbra - Inumbrina - Kosmos shade

For some products we combine different high quality types of stainless steel. Aggressive environmental conditions caused by chlorides, acid rain, salt and other rusty materials will require periodic maintenance.

Choose wisely

We advise regular treatment with stainless steel cleaner or protector, especially in aggressive environments. Products to clean and protect are widely available.

Fine structured powder coated Magnelis

Used for AMAi - Anker - Tiki table - Virus

ZnAlMg-dipping is an alternative to hot dip galvanization and is the best choice for more detailed products that need to be coated afterwards. Thanks to its unique composition, ZnAlMg provides high level of surface and cut-edge protection, even in the most hostile environments. It is produced on a classic hot dip galvanising line which molten bath has a unique chemical composition including zinc, aluminium, and magnesium, the perfect base layer for powder coatings.

Choose wisely

Choose white powder coating, only if you are willing to clean the surface regularly. There is nothing uglier than a dirty piece of design furniture, right?

Fine structured powder coated stainless steel

Used for Acacia - AMAi - Bistrot - Captain's Chair - Inumbra - Manille - Panigiri - Pantagruel - Sol+Luna - Tiki stools - Tiki table - Virus

Powder coating is a technique of applying dry paint to a part. The powdered paint is electrostatically charged and sprayed onto the object. The object is then placed in an oven and the powder particles melt and coalesce to form a continuous film.

Choose wisely

Choose white powder coating, only if you are willing to clean the surface regularly. There is nothing uglier than a dirty piece of design furniture, right?

Composites & plastics

A composite is made of at least two constituent materials with different material properties, resulting in a new material with better characteristics. We add plastics to this category, as no plastic is ever applied without adding fibres or fillers.

Fiberglass

Used for Sticks

Fiberglass reinforced polyester resin material is made with what is called the pull-trusion technique. Pull-trusion is a non-stop process of fiberglass wires pulled through a bath of polyester resin that harden in a matrix afterwards to get their final shape. The main advantages of this material are its strength, corrosion-durability and light weight.

Choose wisely

Choose white fiberglass tabletops and benches only if you are willing to clean the surface regularly. Don't use aggressive detergents or abrasives as you will scratch the invisible UV layer. Fiberglass sawdust may stick to the surface use gloves for installation, or clean beforehand. Tree leaves, dust, CO2 emissions etc. may leave marks on a spotless white surface, so keep this in mind when choosing the perfect location for your product.

Coated fiberglass

Used for Marina

Coated fiberglass is a technique of applying wet paint to a fiberglass profiles. The paint is sprayed onto the profiles. The object is then placed in an oven to form a continuous film.

Choose wisely

Choose light colors, only if you are willing to clean the surface regularly. There is nothing uglier than a dirty piece of design furniture, right?

HPL

Used for Kosmos - Pantagruel - Sol+Luna

High pressure laminate (HPL) is a flat panel based on thermosetting resins, homogeneously reinforced with wood fibres and manufactured under high pressure and at high temperatures. Its integrated surface is based on pigmented resins cured by electron beams. The modulus of elasticity and high tensile and flexural strength guarantee HPL's high impact resistance. The closed surface makes it easy to clean.

Choose wisely

Choose a white HPL tabletop only if you are willing to clean the surface regularly.

Polypropylene

Used for Captain's Chair

Polypropylene is resistant to stress corrosion. It may sound crazy that corrosion can also occur in plastics but it is true. This results in cracking, especially in areas where mechanical stress occurs in combination with a chemical attack. PP is a plastic that has very low susceptibility to this.

Choose wisely

A white polypropylene surface may be more sensitive to stains than a black one. Polypropylene is quite a soft material and thus sensitive to scratches.

Rubber

Used for Sticks

The rubber tree gave us wood, but before that, it gave us rubber of course! Sourced and locally manufactured in Sri Lanka, these rubber bases are the only products in our range that don't carry the 'Made in Belgium'-label, as we don't grow rubber trees in Belgium.

Choose wisely

Natural rubber has the color of pale skin. The black color is obtained by adding carbon, silica or carbon chalk before vulcanization. The carbon chalk can cause black stripes on the floor, but they can easily be removed.

Concrete

Used for Inumbra - Inumbrina - Hopper shade - Kosmos shade

Concrete is a composite material composed of sand bonded with a fluid cement that hardens over time. Our concrete blocks are high-pressure moulded to make them stronger.

Choose wisely

Use concrete blocks, only if floor fastening is not possible.

Fabrics & leathers

Yarn is produced by spinning raw fibers to produce long strands. Our textiles are formed by weaving or felting, sometimes coated with acryl, pvc or polyester in order to repel water and dirt. All fabrics are carefully considered and selected for their purpose in an outdoor environment.

Sunbrella®

Used for AMAi - Bistrot - Captain's Chair - Gargantua - Hopper - Kosmos - Marina - Panigiri - Pantagruel - Sol+Luna - Tiki - Virus - Walrus

Sunbrella® is an acrylic fabric that is still known as the best outdoor fabric available for making cushions. The raw material is Sunbrella® solution-dyed acrylic fibre. The color pigments are locked right into the very heart of the fibres during the initial stage of the manufacturing process, before the yarn is even made Sunbrella® colors stand up to tough weather conditions and years of sun exposure.

Choose wisely

Our Sunbrella cushions and blankets are machine washable at low temperatures. A white and a colored cushion can both get dirty, but the white one will look dirtier sooner. Do not tumble dry.

High-tech polyester

Used for AMAi - Inumbra - Inumbrina - Hopper shade - Kosmos shade - Sol+Luna shade

Polyester is the most popular synthetic fibre in the world. The use of special finishing methods makes the fabrics weatherproof, water repellent, dirt repellent, lightfast, etc. High-tech polyester is used for a variety of "sun protection" purposes - from seat cushions to patio furniture through to awning fabrics. High water and UV resistance guarantees an excellent long-term appearance.

Choose wisely

Tree leaves, dust, CO2 emissions, pollution, bird droppings etc may leave marks on a spotless white fabric, so keep this in mind when choosing the perfect location for your shade.

PU-coated polyester

Used for Acacia

Our PU-coated polyester fabric is a stretchable fabric that is suitable for outdoor use. The fabric water repellent, light weight and flexible. It's mainly used for camping tents, light duty covers, clothing and bags. The stretch quality of the fabric ensures that it never wrinkles.

Choose wisely

Tree leaves, dust, CO2 emissions, pollution, bird droppings etc may leave marks on a spotless white fabric, so keep this in mind when choosing the perfect location for your shade.

Acrylic

Used for Senu

This solution-died acrylic fabric is an extensively researched fabric that has been tested and proven to be very hard-wearing. A water-resistant coating prevents water from penetrating the fabric making it an all-weatherproof and long-lasting material.

Choose wisely

Our solution-died acrylic fabric is machine washable at low temperatures. The white and a colored fabric can both get dirty, but the white one will look dirtier sooner. Do not tumble dry.

Sundance

Used for Walrus

Sundance upholstery is an extremely durable PVC material that does not absorb any water or dirt. This smooth, cleanable material keeps care and maintenance to a minimum.

Choose wisely

Tree leaves, dust, CO2 emissions, pollution, bird droppings etc. may leave marks on a spotless white fabric, so keep this in mind when choosing the perfect location for your sofa.

Batyline

Used for Sol+Luna

The Batyline range represents the reference openwork material, which is selected by leading brands in office, hotel, restaurant, spa, yacht and cruise ship markets.

Choose wisely

Resistant, durable and aesthetic, Batyline is also a material that is extremely simple and easy to clean by simply washing with water or Extremis Multi Cleaner to restore the fabric's original appearance. Of course, a white fabric will be more delicate than most other colors, e.g. with sun cream.

High-tech polyester

Used for Manille soft shade

This is a high-performance vinyl-coated polyester mesh that blocks up to 88% of solar radiation and 93% of the heat while allowing 28% natural light to pass through. Ideal for outdoor shades, it offers excellent outward visibility while maintaining optimal light and thermal comfort. Its Précontraint® technology ensures the fabric resists stretching and retains its shape even under extreme weather conditions. Additionally, it's mildew- and fire-resistant, making it a durable choice for long-term outdoor use.

Choose wisely

Resistant, durable and aesthetic, this is also a material that is extremely simple and easy to clean by simply washing with water or Extremis Multi Cleaner to restore the fabric's original appearance.

Glamping tent fabric

Used for Manille fixed shade

Our Glampint tent fabric is a durable, flame-retardant roof membrane with a textured matte finish, ideal for luxury outdoor applications. With UV-resistant, dirt-repelling, and antibacterial properties, this fabric provides reliable protection while maintaining a sleek aesthetic. Built to withstand extreme temperatures, this perfectly suited for fixed outdoor structures, combining high-performance durability with long-lasting visual appeal.

Choose wisely

Resistant, durable and aesthetic, this is also a material that is extremely simple and easy to clean by simply washing with water or Extremis Multi Cleaner to restore the fabric's original appearance.

Be the first to know

Facebook: facebook.com/extremis.be
LinkedIn: linkedin.com/company/extremis
Pinterest: pinterest.com/extremis
Instagram: instagram.com/extremis
Vimeo: vimeo.com/extremis
Youtube: youtube.com/user/EXTREMISdesign

Get in touch

Extremis HQ - Belgium

Couthoflaan 20b
8972 - Poperinge
BELGIUM
Tel. +32 57 34 60 20
info@extremis.com
www.extremis.com

Open from Monday to Friday
8:30 till 12:30 and 13:00 till 17:00

Extremis Inc - North America

Northland Drive NE 239
MI 49341 Rockford
UNITED STATES
Tel. +1 415 7455768
na@extremis.com

Business hours Monday to Friday
8:00 AM till 5:00 PM EST

