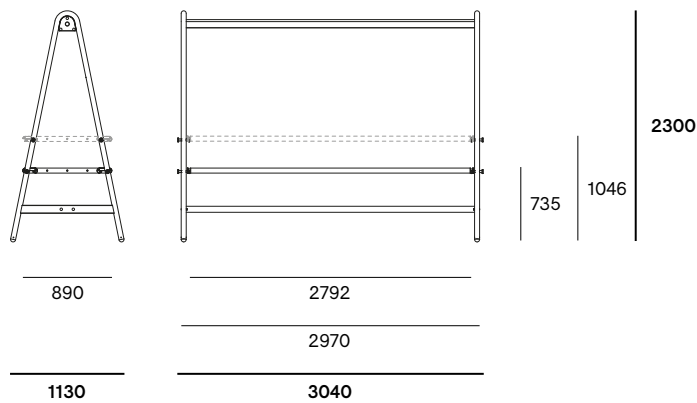


Dimensions

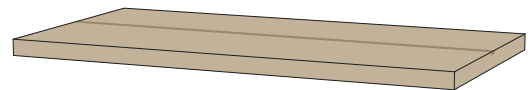
The AMAi base module is available in one dimension



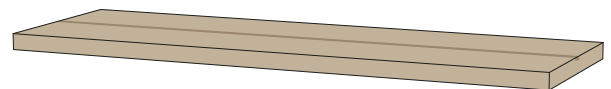
Box dimensions

The AMAi comes in 6 boxes

Box 1: A-frame (2x)



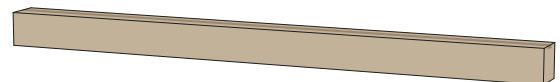
Box 2: Tabletop



Box 3: Footrest



Box4: Top profile/tube



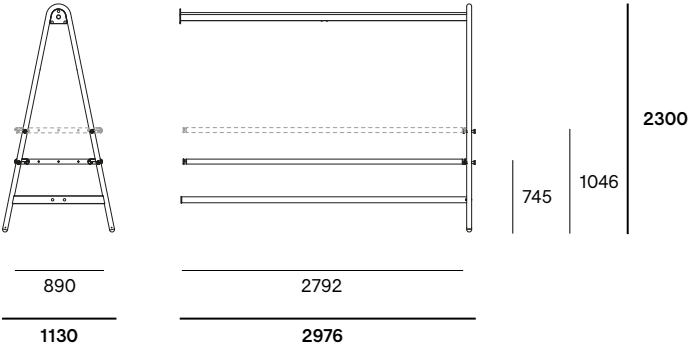
Box5: Mounting kit



Box dimensions (mm)		L	W	H	Qty	Volume (m3)	Gross weight (kg)	Net weight (kg)	Packaging weight (kg)
Powder coated version	Box 1	2350	1200	84	2	0,47	37,2	32,20	5,00
(with powder coated tabletop)	Box 2	2900	940	84	1	0,23	54,30	52,30	2,00
	Box 3	2900	190	70	1	0,04	10,70	9,50	1,20
	Box 4	2915	180	150	1	0,09	18,90	16,90	2,00
	Box 5	200	150	90	1	0,01	0,60	0,50	0,10
	Total:					0,84	121,70	111,40	10,30
Galvanized version	Box 1	2350	1200	84	2	0,47	37,2	32,20	5,00
(with powder coated tabletop)	Box 2	2900	940	84	1	0,23	54,30	52,30	2,00
	Box 3	2900	190	70	1	0,04	10,70	9,50	1,20
	Box 4	2915	180	150	1	0,09	11,90	9,90	2,00
	Box 5	200	150	90	1	0,01	0,60	0,50	0,10
	Total:					0,84	114,70	104,40	10,30

Extension module

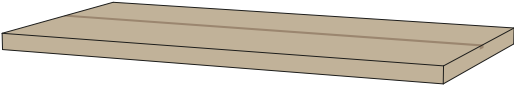
The AMAi extension module is available in one dimension



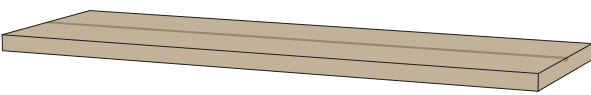
Box dimensions

The extension module comes in 5 boxes

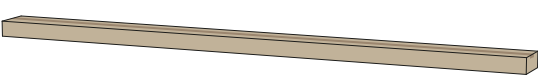
Box 1: A-frame (1x)



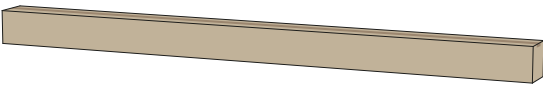
Box 2: Tabletop



Box 3: Footrest



Box4: Top profile/tube



Box6: Mounting kit extension

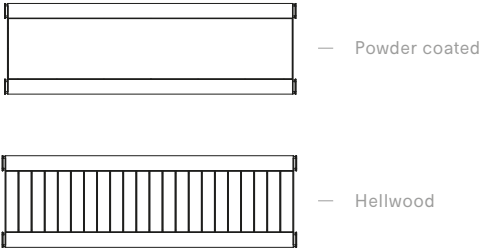


Box dimensions (mm)		L	W	H	Qty	Volume (m3)	Gross weight (kg)	Net weight (kg)	Packaging weight (kg)
Powder coated version	Box 1	2350	1200	84	1	0,24	18,60	16,10	2,50
(with powder coated tabletop)	Box 2	2900	940	84	1	0,23	54,30	52,30	2,00
	Box 3	2900	190	70	1	0,04	10,70	9,50	1,20
	Box 4	2915	180	150	1	0,09	18,90	16,90	2,00
	Box 6	200	150	90	1	0,01	0,60	0,50	0,10
					Total:	0,61	103,10	95,30	7,80
Galvanized version	Box 1	2350	1200	84	1	0,24	18,60	16,10	2,50
(with powder coated tabletop)	Box 2	2900	940	84	1	0,23	54,30	52,30	2,00
	Box 3	2900	190	70	1	0,04	10,70	9,50	1,20
	Box 4	2915	180	150	1	0,09	11,90	9,90	2,00
	Box 6	200	150	90	1	0,01	0,60	0,50	0,10
					Total:	0,61	96,10	88,30	7,80

Tabletop options

The tabletop is available in one dimension
There are multiple material options for the tabletop centerplate

Tabletop centerplates	Gross weight (kg)	Net weight (kg)	Packaging weight (kg)
Powder coated	54,30	52,30	2,00
Hellwood	144,00	142,00	2,00




Lighting & charging module

The lighting & charging module is available in one dimension
The lighting & charging module is already installed in the top profile of AMAi

200 cm dimmable **LED light** in the center of the profile (black RAL9005 powder coated)
Color temperature of 3000K (warm white)
100-300 VAC / 50-60 Hz

USB-C module
2 x 60w

Lighting & charging module
With LED light and 2 usb-c ports

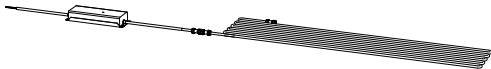


Power supply

The power supply is available in one dimension
One cable can power 2 AMAi modules.
In countries where this type of plug is not used, a different plug will need to be fitted

Connection cable Female
Rubber cable flexibel - H07RN-F
Length 5 m

24 V — IP68



Box dimensions

The lighting & charging module is packed inside the top profile

Box dimensions

The power supply comes in 1 box

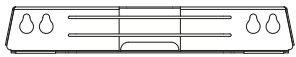
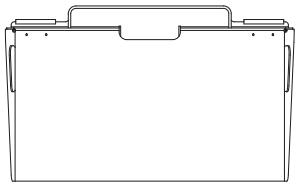
Box 7: connection cable



Box dimensions (mm)		L	W	H	Qty	Volume (m3)	Gross weight (kg)	Net weight (kg)	Packaging weight (kg)
Connection cable	Box 7	200	140	140	1	0,01	2,20	2,00	0,20

Add-on table

The add-on table is available in one dimension

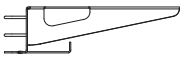


190

516

888

934



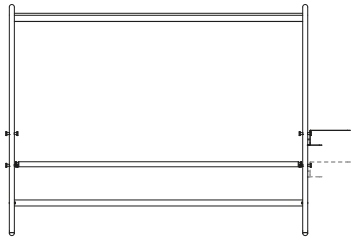
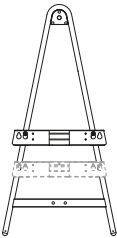
150

397

64

190

472



745

1046

3427

Box dimensions

The add-on table comes in 1 box

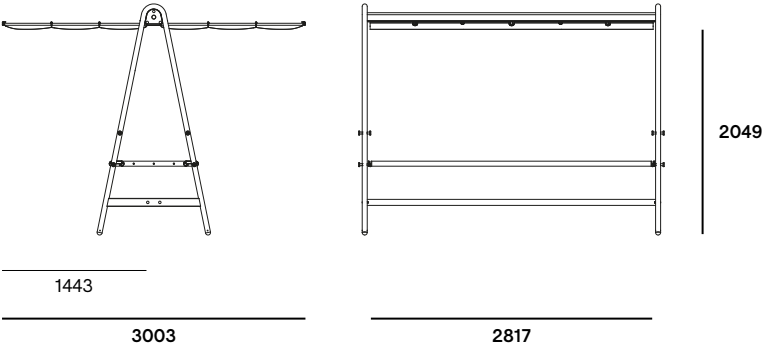
Box 9: Add-on table



Box dimensions (mm)		L	W	H	Qty	Volume (m3)	Gross weight (kg)	Net weight (kg)	Packaging weight (kg)
Add-on table	Box 9	940	475	150	1	0,07	13,50	12,80	0,70

Shade

The shade is available in one dimension

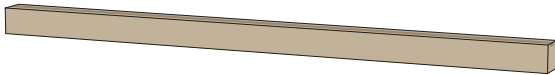


Box dimensions (mm)		L	W	H	Qty	Volume (m3)	Gross weight (kg)	Net weight (kg)	Packaging weight (kg)
Shade (1 set)	Box 10	3015	146	140	1	0,06	12,00	10,00	2,00

Box dimensions

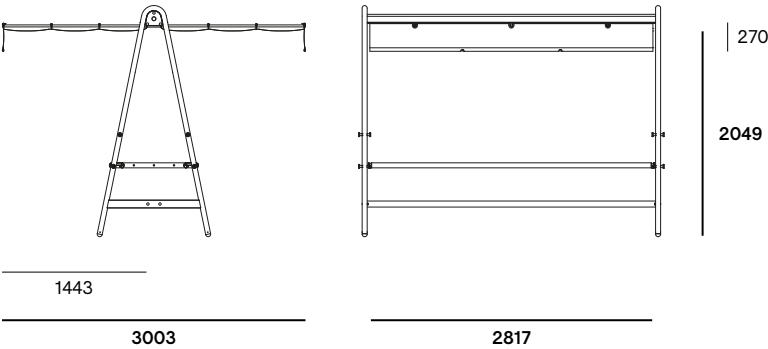
The shade comes in 1 box

Box 10: Fabric + supports



Market shade

The market shade is available in one dimension

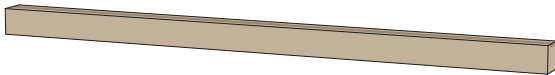


Box dimensions (mm)		L	W	H	Qty	Volume (m3)	Gross weight (kg)	Net weight (kg)	Packaging weight (kg)
Market shade (1 set)	Box 11	3015	146	140	1	0,06	13,00	11,00	2,00

Box dimensions

The market shade comes in 1 box

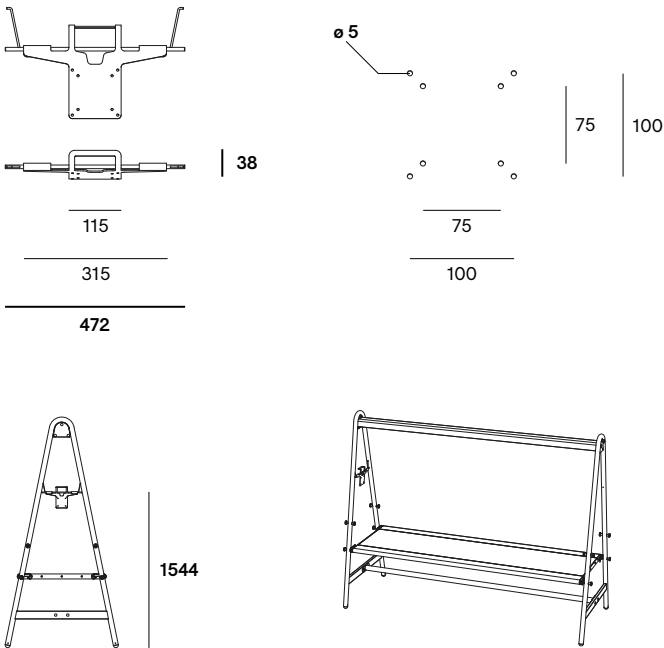
Box 11: Fabric + supports



Monitor holder

The monitor holder is available in one dimension

Vesa connection for computer monitor, not for a television



Box dimensions

The monitor holder comes in 1 box

Box 12: screenholder

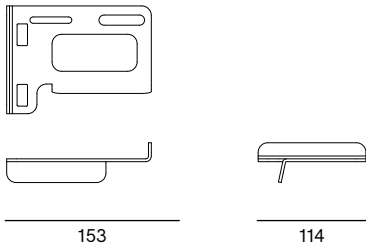


Box dimensions (mm)		L	W	H	Qty	Volume (m3)	Gross weight (kg)	Net weight (kg)	Packaging weight (kg)
Monitor holder	Box 12	400	300	100	1	0,01	1,50	1,30	0,20

Tabletop fixation

The tabletop fixation is available in one dimension

Can be used in both the standard & high position



Box dimensions

The tabletop fixation comes in 1 box

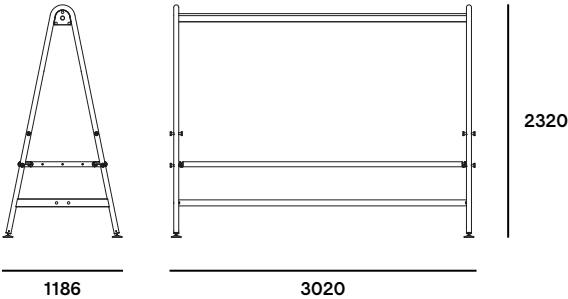
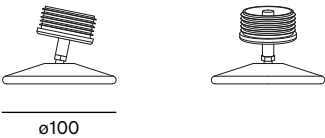
Box 13: tabletop fixation



Box dimensions (mm)		L	W	H	Qty	Volume (m3)	Gross weight (kg)	Net weight (kg)	Packaging weight (kg)
Tabletop fixation (1 set)	Box 13	200	140	140	1	0,01	1,10	1,00	0,10

Leveling feet

The leveling feet is available in one dimension



Box dimensions (mm)		L	W	H	Qty	Volume (m3)	Gross weight (kg)	Net weight (kg)	Packaging weight (kg)
Leveling feet (1 set)	Box 14	200	150	90	1	0,01	0,60	0,50	0,10

Box dimensions

The leveling feet comes in 1 box

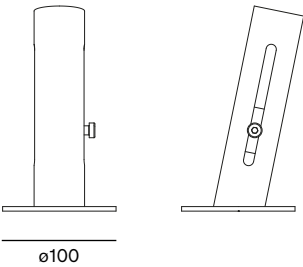
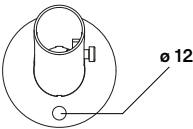
Box 14: leveling feet



Floor fastening

The floor fastening is available in one dimension

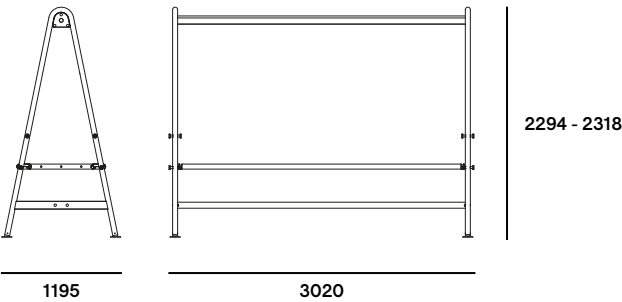
The height of the floor fastening can also be adjusted.



Box dimensions

The floor fastening comes in 1 box

Box 15: floor fastening

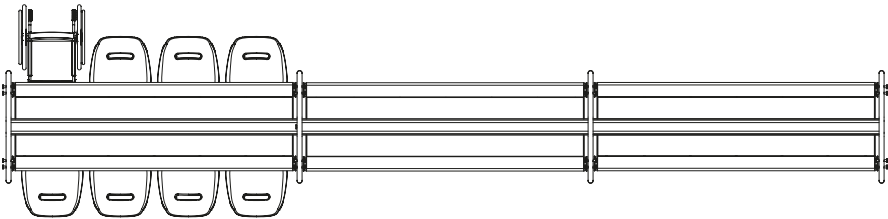


Box dimensions (inch)		L	W	H	Qty	Volume (m3)	Gross weight (kg)	Net weight (kg)	Packaging weight (kg)
Floor fastening (1 set)	Box 15	200	150	90	1	0,01	0,70	0,60	0,10

Wheelchair accessibility dimensions

As specifications for wheelchair accessibility vary around the world,
plesae review the dimensions below to ensure the measurements of each solution meet the specifications of your local requirements

Only possible when the tabletop is at standard position, accessible on both side




Accessible on both sides when
tabletop is at standard position



Not possible when the tabletop
is put in the highest positoin



Not possible
on the ends



2870








442

685






Colors

Check price list or www.extremis.com for current colors





A-frame & top profile/tube

	Black (RAL9005) Structured powder coating
	Beach beige (RAL1019) Structured powder coating
	Off white (RAL9002) Structured powder coating
	Copper brown (RAL8004) Structured powder coating
	Galvanized steel


Tabletop centerplate

	Black (RAL9005) Structured powder coating
	Beach beige (RAL1019) Structured powder coating
	Off white (RAL9002) Structured powder coating
	Copper brown (RAL8004) Structured powder coating
	Hellwood


Tabletop side profiles

	Black (RAL9005) Structured powder coating
	Beach beige (RAL1019) Structured powder coating
	Off white (RAL9002) Structured powder coating
	Copper brown (RAL8004) Structured powder coating


Footrest & shade balleens

	Galvanized steel
--	-------------------------

Shade fabric

	White High-tech polyester
--	-------------------------------------



Materials	Key facts	Thickness	Layer thickness	Density	In/outdoor	Water	UV color fastness	Flame retarding
		mm	micron					
Structured powder coated stainless steel A-frame	<ul style="list-style-type: none"> Easy to clean Stainless steel (for protection against rust), then powder coated More scratch-resistant than non structured powder coating 	2	50 - 100	8,00 10 ³ kg/m ³	Outdoor & indoor	n.a.	Very good: color can fade to some extent when exposed to UV	NEN-EN13501-1 A1 *
Hot dip galvanized steel A-frame, top tube, footrest & shade balleens	<ul style="list-style-type: none"> Most durable method for protecting metal from rusting Protective layer Very long life span 100% recyclable Cradle to Cradle Certified™ 	2	50 - 100	7,50 10 ³ kg/m ³	Outdoor & indoor	n.a.	Very good, galvanization will however become less shiny when used outdoors	NEN-EN13501-1 A1 *
Structured powder coated aluminium tabletop side profiles & top profile	<ul style="list-style-type: none"> A technique of applying dry paint to a part Electrostatically charged and sprayed onto the object More scratch-resistant than non structured powder coating 	2-10	50 - 100	2,70 10 ³ kg/m ³	Outdoor & indoor	n.a.	Very good: color can fade to some extent when exposed to UV	NEN-EN13501-1 A2-s1 **
Structured powder coated ZnAlMg steel tabletop centerplate	<ul style="list-style-type: none"> A technique of applying dry paint to a part Electrostatically charged and sprayed onto the object More scratch-resistant than non structured powder coated 	2	60	7,50 10 ³ kg/m ³	Outdoor & indoor	n.a.	Very good: color can fade to some extent when exposed to UV	NEN-EN13501-1 A2-s1 **
Hellwood tabletop centerplate	 <ul style="list-style-type: none"> Durability CLASS 1 Carries the PEFC™ label for durable forestry Feels comfortable in all weather conditions Advisable to oil the wood 	24	n.a.	+/- 600 kg/m ³	Outdoor & indoor	n.a.	Untreated wood turns grey after a while	/
High-tech polyester fabric	<ul style="list-style-type: none"> High UV resistance and ultra strong Low weight / high tear strength Long-term appearance 	0,37	n.a.	250 g/m ²	Outdoor & indoor	Water column of 350 mm (EN 20811)	7/8 (ISO 105-B02)	/
LED light	<ul style="list-style-type: none"> Color temperature of 3000K Power usb-c: 2x60w Lumen +/- 10%: 1045lm/m 100-300 VAC / 50-60 Hz 	n.a.	n.a.	n.a.	Outdoor & indoor		/	/

NEN-EN13501-1 A1 Class A1 products will not contribute to fire in any stage, including fully developed fire. For this reason, they are assumed to be capable of satisfying all requirements of all lower classes as well.
 NEN-EN13501-1 A2-s1 Satisfying the same criteria as class B for the SBI-test according to EN 13823. In addition, under conditions of a fully developed fire these products will significantly contribute to the fire load a fire growthwell.







Warranty

Our quality promise, made solid. Material based warranty.

Each material has unique properties, and the warranty covers issues specific to each. Steel should not rust, coatings should not peel, and wood should not rot. We have outlined the warranty coverage for all materials in our Warranty Chart for your convenience.

Based on our 30 years of expertise with wood, fabrics and metals, we now offer 5 to 15 years warranty.

<div>15 — YEAR</div> <div></div>	<div>GALVANIZED STEEL</div> <div>Enjoy an impressive 15-year warranty on all galvanized steel parts. We proudly use this exceptional Cradle to Cradle certified technique to protect steel from rusting, incorporating it into nearly all our designs.</div>
<div>5 — YEAR</div> <div></div>	<div>COATED METALS, STAINLESS STEEL, WOOD AND SUNBRELLA</div> <div>We offer a comprehensive 5-year warranty on all powder coated metal parts, stainless steel components, wooden parts, and Sunbrella fabrics. This extension ensures that all key materials of our products are covered</div>

						
	Galvanized steel	Stainless steel	Coated metals	Wood species	Sunbrella fabrics	Other materials
Structural — Functional	15 years	5 years	5 years	5 years	5 years	2 years
Rust	15 years	5 years	5 years			
Wood rot				5 years		
Cracks				5 years for cracks > 4 mm		
Terms apply: Please read our commercial warranty statement here						

Good to know

- PEFC™ certified wood (Hellwood) originates from sustainably managed forests.
- There are two types of base- and extension modules, without or with lighting and charging module.
- Patented

Floor fastening

AMAI comes with an optional floor anchoring set: four steel plates to be fixed with bolts.

F.A.Q.

Q: Do you need to oil the wood?

A: Just like other types of wood, wood will gradually become rougher and start to turn grey as a consequence of exposure to the sun and rain. Small cracks and crevices can also appear as part of this process. We strongly advise everyone to treat the furniture with our Wood Protector. This 100% natural oil controls the moisture level within the wood, which makes the planks stay stable for longer, and the layer of oil also helps to prevent spilled liquids from being absorbed, so that stains tend to stay superficial. It is best to repeat this treatment at regular intervals.

Q: How wind resistant is the shade?

A: Tests in a windtunnel have shown that the shade withstands wind speeds up to 6 on the Beaufort scale (49 km/h). Still, we strongly advise to close it sooner (from 4 on the Beaufort scale is the rule of thumb (28 km/h)).

Maintenance

www.extremis.com/maintenance

POWDER COATED PARTS

- Use Extremis multi cleaner, a 100% biodegradable detergent or common kitchen cleaning products. Avoid using aggressive products. These surfaces are best cleaned with a neutral cleaning product diluted in water.

GALVANIZED PARTS

- Clean with lukewarm water and a mild detergent or Extremis multi cleaner.

SHADE FABRIC




- Shake or brush off loose dirt immediately.
- Spray Extremis Multi Cleaner.
- Use a soft brush and make circular movements.
- Let the suds soak in for a moment.
- Rinse thoroughly to remove all soap residue.
- Simply allow to dry.

WOOD

- Clean regularly with mild detergent.
- Thorough cleaning with Extremis Wood Cleaner.
- Oil the wood with Extremis Wood Protector. We recommend oiling the wood at regular intervals depending from location and general weather conditions.
- In order to smoothen the surface again after a thorough cleaning, lightly sand your wood with 120 grit sanding paper or a sanding pad.

RECOMMENDED USE

- For Extremis Wood protector:

		
2 to 3 wood care treatments	1 to 2 wood care treatments	300 - 400 ml for one wooden center plate

Warnings ⚠

<p>General</p> <ul style="list-style-type: none">• Do not use any sharp tools to open the packaging.• We strongly advise against using power tools.• Tripping hazard, mind your step.• Do not put out cigarettes on the table.• Not graffiti proof.• Do not leave children unattended whilst playing on the table.• To avoid danger of suffocation, keep plastic bags away from babies and children.• Colors can differ over years and from batch to batch. <p>Product</p> <ul style="list-style-type: none">• Do not stand or jump on the table.• Do not drag the table, but carry it with minimum 2 people.• Anchoring the product has to be done by qualified people.• For anchoring: use suitable bolts or screws from a specialized store depending on the material your terrace is made of.• Tests in a windtunnel have shown that the shade withstands wind speeds up to 6 on the Beaufort scale (49 km/h). Still, we strongly advise to close it sooner (from 4 on the Beaufort scale is the rule of thumb (28 km/h)).	<p>Powder coating</p> <ul style="list-style-type: none">• White powder coating requires more maintenance.• Do not use abrasive scouring powders or scourers as they will scratch the surface.• Color can fade to some extent when exposed to UV.• Flame retarding - NEN-EN13501-1 A2-sl - Satisfying the same criteria as Class B for the SBI-test according to EN13823. In addition, under conditions of a fully developed fire these products will not significantly contribute to the fire load and fire growth.• Dark colors can get very hot in sunny weather. <p>Galvanized steel</p> <ul style="list-style-type: none">• Galvanization will become less shiny when used outdoors.• Flame retarding - NEN-EN13501-1 A1 - Class A1 products will not contribute to fire in any stage, including fully developed fire. For this reason, they are assumed to be capable of satisfying all requirements of all lower classes as well.• Possible impurities in the immersion tank can cause black marks during galvanization, which are intrinsic to this industrial finishing technique.• White marks on this zinc layer are also intrinsic to this procedure and will disappear when the furniture is put outdoors.• This industrial finishing technique may result in a rougher surface. This is intrinsic to the process.	<p>Wood</p> <ul style="list-style-type: none">• When delivered, the wood is untreated.• Wood is a natural material and its look is different for every slat, plank and tree.• Wood will gradually become rougher and start to turn grey as a consequence of exposure to the sun and rain. We recommend oiling the wood at regular intervals depending from location and general weather conditions.• Clean regularly with mild detergent. Never use a high pressure cleaner as this will roughen the wood's smooth surface and irreparably damage the wood's fiber.• Thorough cleaning with Extremis Wood Cleaner.• We strongly recommend that you treat your wood with wood protector to protect it from stains - small cracks and crevices can also appear as part of this process. We strongly advise everyone to treat the furniture with our Wood Protector. <p>High-tech polyester</p> <ul style="list-style-type: none">• Shake or brush off loose dirt immediately.• Do not use any aggressive detergents as they will remove the protective coating of the fabric.• We strongly advise you not to use a high-pressure hose for cleaning.
---	--	--