

# AMAi catering station

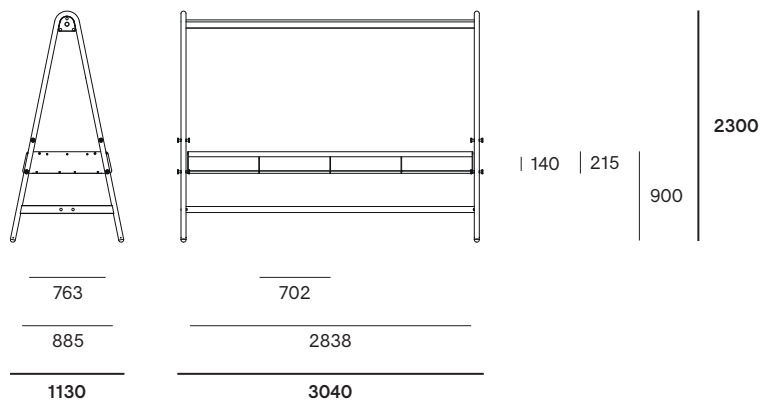
© Design by Dirk Wynants for Extremis, 2021

extremis®



## Dimensions

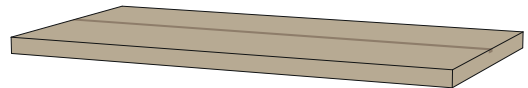
The AMAi catering station is available in one dimension



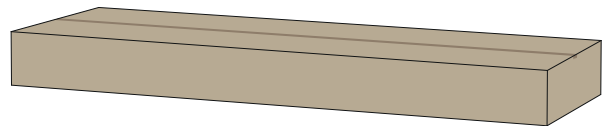
## Box dimensions

The AMAi catering station comes in 6 boxes

Box 1: A-frame (2x)



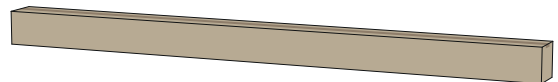
Box 2: Tabletop



Box 3: Footrest



Box 4: Top profile



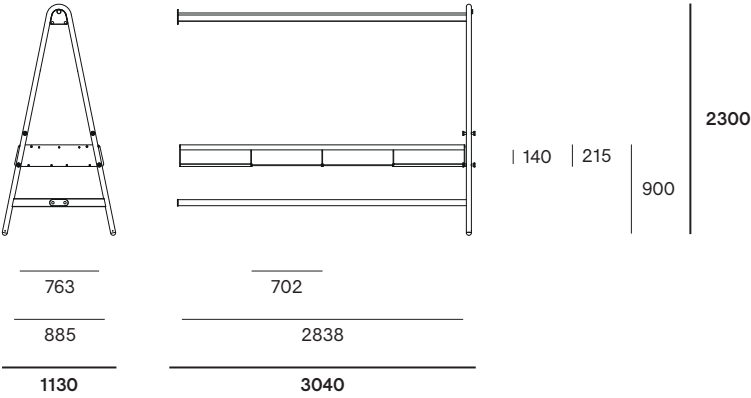
Box 5: Mounting kit



Box dimensions (mm)		L	W	H	Qty	Volume (m3)	Gross weight (kg)	Net weight (kg)	Packaging weight (kg)
AMAi catering station	Box 1	2350	1200	84	2	0,47	42,20	32,20	10,00
	Box 2	2852	930	280	1	0,74	55,00	51,00	4,00
	Box 3	2900	190	70	1	0,04	10,70	9,50	1,20
	Box 4	2915	180	150	1	0,09	18,90	16,90	2,00
	Box 5	200	150	90	1	0,01	0,60	0,50	0,10
Total:						1,35	127,40	110,10	17,30

# Catering station extension module

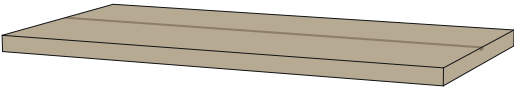
The catering station extension module is available in one dimension



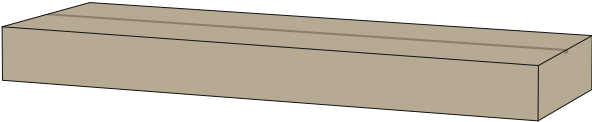
# Box dimensions

The catering station extension module comes in 5 boxes

Box 1: A-frame (1x)



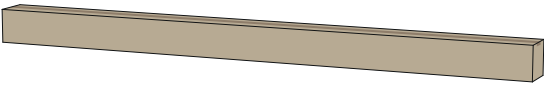
Box 2: Tabletop



Box 3: Footrest



Box4: Top profile



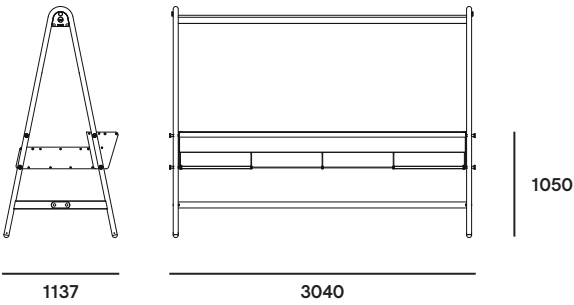
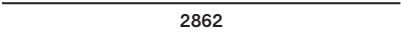

Box6: Mounting kit extension



Box dimensions (mm)		L	W	H	Qty	Volume (m3)	Gross weight (kg)	Net weight (kg)	Packaging weight (kg)
AMAI catering station extension	Box 1	2350	1200	84	1	0,24	21,10	16,10	5,00
	Box 2	2852	930	280	1	0,74	55,00	51,00	4,00
	Box 3	2900	190	70	1	0,04	10,70	9,50	1,20
	Box 4	2915	180	150	1	0,09	18,90	16,90	2,00
	Box 6	200	150	90	1	0,01	0,60	0,50	0,10
Total:						1,12	106,30	94,00	12,30

## Bar add-on

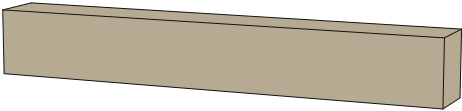
The bar add-on is available in one dimension



## Box dimensions

The bar add-on comes in 1 box

Box 7: Bar



Box dimensions (mm)		L	W	H	Qty	Volume (m3)	Gross weight (kg)	Net weight (kg)	Packaging weight (kg)
Bar add-on	Box 7	2914	364	414	1	0,44	34,00	30,00	4,00


## Lighting & charging module

The lighting & charging module is available in one dimension  
The lighting & charging module is already installed in the top profile of AMAi

200 cm dimmable **LED light** in the center of the profile (black RAL9005 powder coated)  
Color temperature of 3000K (warm white)  
100-300 VAC / 50-60 Hz

**USB-C module**  
2 x 60w

**Lighting & charging module**  
With LED light and 2 usb-c ports

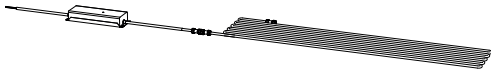


## Power supply

The power supply is available in one dimension  
One cable can power 2 AMAi modules.  
In countries where this type of plug is not used, a different plug will need to be fitted

Connection cable Female  
Rubber cable flexibel - H07RN-F  
Length 5 m

24 V — IP68



## Box dimensions

The lighting & charging module is packed inside the top profile

## Box dimensions

The power supply comes in 1 box

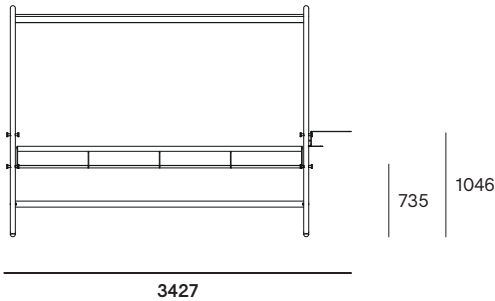
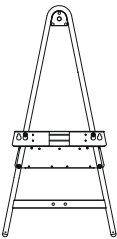
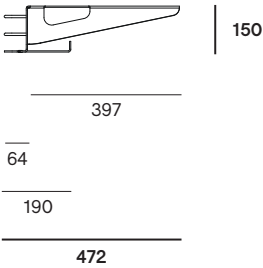
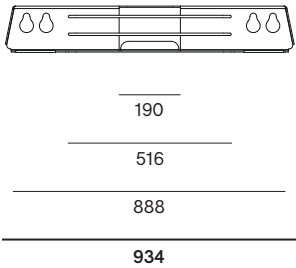
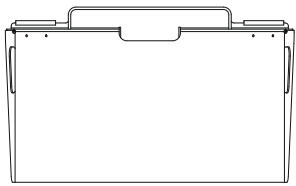
**Box 7:** connection cable



Box dimensions (mm)		L	W	H	Qty	Volume (m3)	Gross weight (kg)	Net weight (kg)	Packaging weight (kg)
Connection cable	Box 7	200	140	140	1	0,01	2,20	2,00	0,20

## Add-on table

The add-on table is available in one dimension



## Box dimensions

The add-on table comes in 1 box

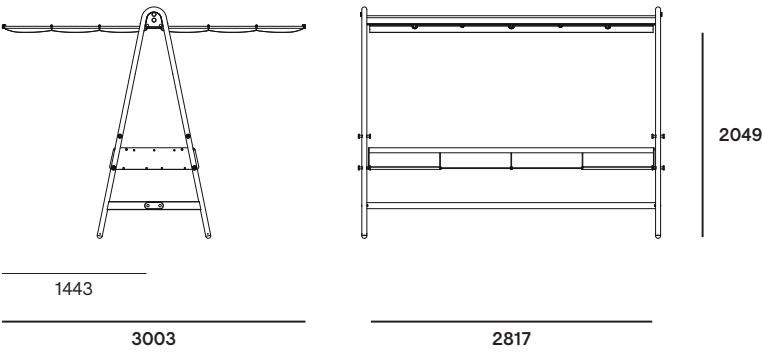
Box 9: Add-on table



Box dimensions (mm)		L	W	H	Qty	Volume (m3)	Gross weight (kg)	Net weight (kg)	Packaging weight (kg)
Add-on table	Box 9	940	475	150	1	0,07	13,50	12,80	0,70

# Shade

The shade is available in one dimension

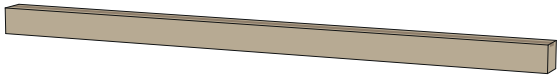


Box dimensions (mm)		L	W	H	Qty	Volume (m3)	Gross weight (kg)	Net weight (kg)	Packaging weight (kg)
Shade (1 set)	Box 10	3015	146	140	1	0,06	12,00	10,00	2,00

# Box dimensions

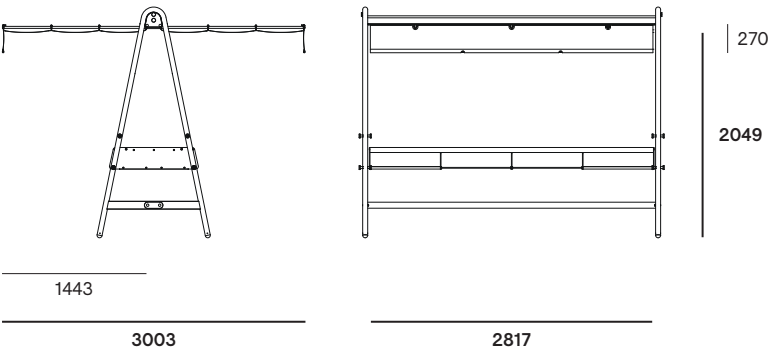
The shade comes in 1 box

Box 10: Fabric + supports



# Market shade

The market shade is available in one dimension

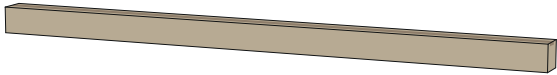


Box dimensions (mm)		L	W	H	Qty	Volume (m3)	Gross weight (kg)	Net weight (kg)	Packaging weight (kg)
Market shade (1 set)	Box 11	3015	146	140	1	0,06	13,00	11,00	2,00

# Box dimensions

The market shade comes in 1 box

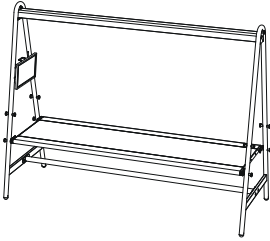
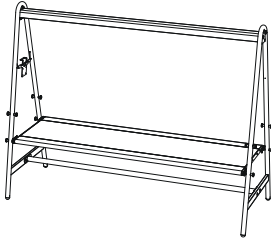
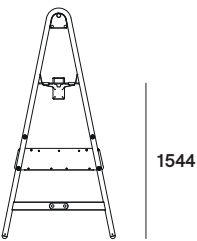
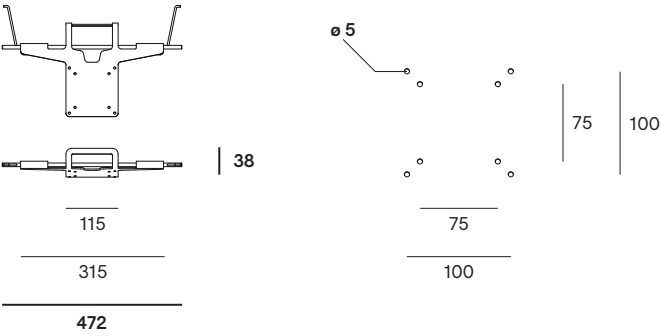
Box 11: Fabric + supports



# Monitor holder

The monitor holder is available in one dimension

Vesa connection for computer monitor, not for a television



# Box dimensions

The monitor holder comes in 1 box

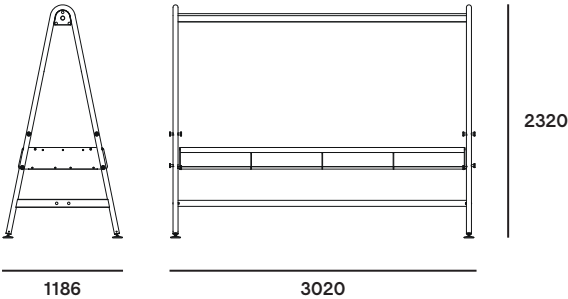
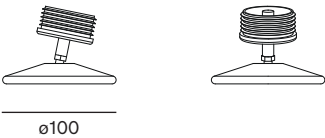
Box 12: screenholder



Box dimensions (mm)		L	W	H	Qty	Volume (m3)	Gross weight (kg)	Net weight (kg)	Packaging weight (kg)
Monitor holder	Box 12	400	300	100	1	0,01	1,50	1,30	0,20

## Leveling feet

The leveling feet is available in one dimension



Box dimensions (mm)		L	W	H	Qty	Volume (m3)	Gross weight (kg)	Net weight (kg)	Packaging weight (kg)
Leveling feet (1 set)	Box 13	200	150	90	1	0,01	0,60	0,50	0,10

## Box dimensions

The leveling feet comes in 1 box

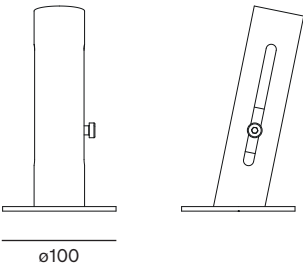
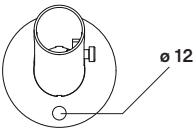
Box 13: leveling feet



## Floor fastening

The floor fastening is available in one dimension

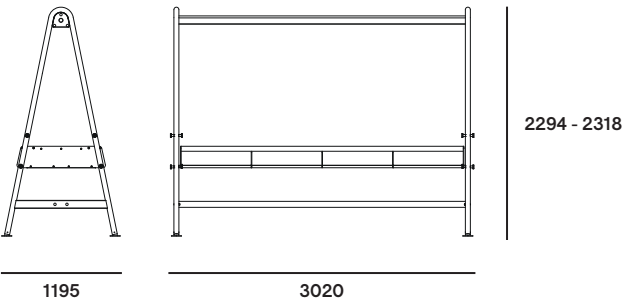
The height of the floor fastening can also be adjusted.



## Box dimensions

The floor fastening comes in 1 box

Box 14: floor fastening




Box dimensions (inch)		L	W	H	Qty	Volume (m3)	Gross weight (kg)	Net weight (kg)	Packaging weight (kg)
Floor fastening (1 set)	Box 14	200	150	90	1	0,01	0,70	0,60	0,10




# Materials & colors

Check price list or [www.extremis.com](http://www.extremis.com) for current materials & colors

## A-frame, top profile & tabletop



**Black (RAL9005)**  
Structured powder coating



**Beach beige (RAL1019)**  
Structured powder coating




**Off fwhite (RAL9002)**  
Structured powder coating




**Copper brown (RAL8004)**  
Structured powder coating

## Bar add-on



**Black (RAL9005)**  
Structured powder coating



**Beach beige (RAL1019)**  
Structured powder coating




**Off fwhite (RAL9002)**  
Structured powder coating




**Copper brown (RAL8004)**  
Structured powder coating



## Footrest & shade balleens



**Galvanized steel**  
Standard included



**White**  
High-tech polyester

Materials	Key facts	Thickness mm	Layer thickness micron	Density	In/outdoor	Water	UV color fastness	Flame retarding
Structured powder coated stainless steel A-frame	<ul style="list-style-type: none"> <li>Easy to clean</li> <li>Stainless steel (for protection against rust), then powder coated</li> <li>More scratch-resistant than non structured powder coating</li> </ul>	2	50 - 100	8,00 10 <sup>3</sup> kg/m <sup>3</sup>	Outdoor & indoor	n.a.	Very good: color can fade to some extent when exposed to UV	NEN-EN13501-1 A1 *
Structured powder coated aluminium tabletop side profiles & top profile	<ul style="list-style-type: none"> <li>A technique of applying dry paint to a part</li> <li>Electrostatically charged and sprayed onto the object</li> <li>More scratch-resistant than non structured powder coating</li> </ul>	2-10	50 - 100	2,70 10 <sup>3</sup> kg/m <sup>3</sup>	Outdoor & indoor	n.a.	Very good: color can fade to some extent when exposed to UV	NEN-EN13501-1 A2-s1 **
Structured powder coated ZnAlMg steel tabletop centerplate	<ul style="list-style-type: none"> <li>A technique of applying dry paint to a part</li> <li>Electrostatically charged and sprayed onto the object</li> <li>More scratch-resistant than non structured powder coated</li> </ul>	2	60	7,50 10 <sup>3</sup> kg/m <sup>3</sup>	Outdoor & indoor	n.a.	Very good: color can fade to some extent when exposed to UV	NEN-EN13501-1 A2-s1 **
Hot dip galvanized steel footrest & shade balleens	<ul style="list-style-type: none"> <li>Most durable method for protecting metal from rusting</li> <li>Protective layer</li> <li>Very long life span</li> <li>100% recyclable</li> <li>Cradle to Cradle Certified™</li> </ul>	2	50 - 100	7,50 10 <sup>3</sup> kg/m <sup>3</sup>	Outdoor & indoor	n.a.	Very good, galvanization will however become less shiny when used outdoors	NEN-EN13501-1 A1 *
High-tech polyester fabric	<ul style="list-style-type: none"> <li>High UV resistance and ultra strong</li> <li>Low weight / high tear strength</li> <li>Long-term appearance</li> </ul>	0,37	n.a.	250 g/m <sup>2</sup>	Outdoor & indoor	Water column of 350 mm (EN 20811)	7/8 (ISO 105-B02)	/
LED light	<ul style="list-style-type: none"> <li>Color temperature of 3000K</li> <li>Beam angle of 50°</li> <li>1380 mA</li> <li>46 W</li> <li>220 V - 50/60 Hz</li> </ul>	n.a.	n.a.	n.a.	Outdoor & indoor		/	/

NEN-EN13501-1 A1	Class A1 products will not contribute to fire in any stage, including fully developed fire. For this reason, they are assumed to be capable of satisfying all requirements of all lower classes as well.
NEN-EN13501-1 A2-sl	Satisfying the same criteria as class B for the SBI-test according to EN 13823. In addition, under conditions of a fully developed fire these products will significantly contribute to the fire load a fire growthwell.

# Good to know

- There are two types of base- and extension modules, without or with lighting and charging module.
- Patented

# Floor fastening

AMAI comes with an optional floor anchoring set: four steel plates to be fixed with bolts.

# F.A.Q.

- Q: How wind resistant is the shade?
- A: Tests in a windtunnel have shown that the shade withstands wind speeds up to 6 on the Beaufort scale (49 km/h). Still, we strongly advise to close it sooner (from 4 on the Beaufort scale is the rule of thumb (28 km/h)).

# Maintenance

Find maintenance instructions at the [product care section](#) on [extremis.com](#) for

- POWDER COATED PARTS**
- Use Extremis multi cleaner, a 100% biodegradable detergent or common kitchen cleaning products. Avoid using aggressive products. These surfaces are best cleaned with a neutral cleaning product diluted in water.
- GALVANIZED PARTS**
- Clean with lukewarm water and a mild detergent or Extremis multi cleaner.
- SHADE FABRIC**
- Shake or brush off loose dirt immediately.
  - Spray Extremis Multi Cleaner.
  - Use a soft brush and make circular movements.
  - Let the suds soak in for a moment.
  - Rinse thoroughly to remove all soap residue.
  - Simply allow to dry.

# Warnings ⚠

<p><b>General</b></p> <ul style="list-style-type: none"><li>• Do not use any sharp tools to open the packaging.</li><li>• We strongly advise against using power tools.</li><li>• Tripping hazard, mind your step.</li><li>• Do not put out cigarettes on the table.</li><li>• Not graffiti proof.</li><li>• Do not leave children unattended whilst playing on the table.</li><li>• To avoid danger of suffocation, keep plastic bags away from babies and children.</li><li>• Colors can differ over years and from batch to batch.</li></ul> <p><b>Product</b></p> <ul style="list-style-type: none"><li>• Do not stand or jump on the table.</li><li>• Do not drag the table, but carry it with minimum 2 people.</li><li>• Anchoring the product has to be done by qualified people.</li><li>• For anchoring: use suitable bolts or screws from a specialized store depending on the material your terrace is made of.</li><li>• Tests in a windtunnel have shown that the shade</li></ul>	<p>withstands wind speeds up to 6 on the Beaufort scale (49 km/h). Still, we strongly advise to close it sooner (from 4 on the Beaufort scale is the rule of thumb (28 km/h)).</p> <p><b>Powder coating</b></p> <ul style="list-style-type: none"><li>• White powder coating requires more maintenance.</li><li>• Do not use abrasive scouring powders or scourers as they will scratch the surface.</li><li>• Color can fade to some extent when exposed to UV.</li><li>• Flame retarding - NEN-EN13501-1 A2-sl - Satisfying the same criteria as Class B for the SBI-test according to EN13823. In addition, under conditions of a fully developed fire these products will not significantly contribute to the fire load and fire growth.</li><li>• Dark colors can get very hot in sunny weather.</li></ul> <p><b>Galvanized steel</b></p> <ul style="list-style-type: none"><li>• Galvanization will become less shiny when used outdoors.</li><li>• Flame retarding - NEN-EN13501-1 A1 - Class A1 products will not contribute to fire in any stage,</li></ul>	<p>including fully developed fire. For this reason, they are assumed to be capable of satisfying all requirements of all lower classes as well.</p> <ul style="list-style-type: none"><li>• Possible impurities in the immersion tank can cause black marks during galvanization, which are intrinsic to this industrial finishing technique.</li><li>• White marks on this zinc layer are also intrinsic to this procedure and will disappear when the furniture is put outdoors.</li><li>• This industrial finishing technique may result in a rougher surface. This is intrinsic to the process.</li></ul> <p><b>High-tech polyester</b></p> <ul style="list-style-type: none"><li>• Shake or brush off loose dirt immediately.</li><li>• Do not use any aggressive detergents as they will remove the protective coating of the fabric.</li><li>• We strongly advise you not to use a high-pressure hose for cleaning.</li></ul>
---	--	--