

# Panigiri

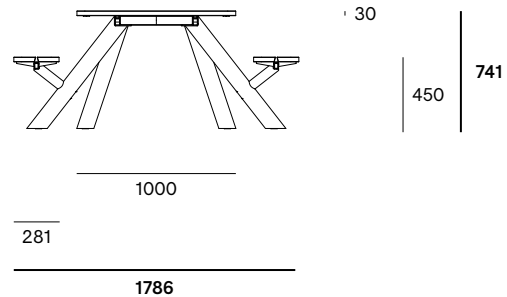
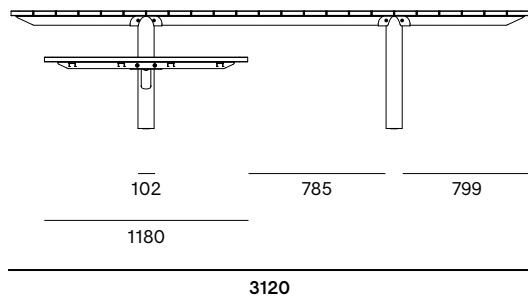
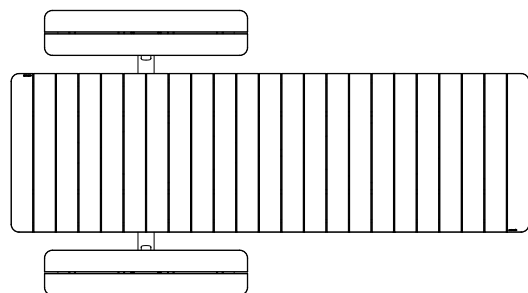
© Design by Dirk Wynants for Extremis, 2023

extremis®

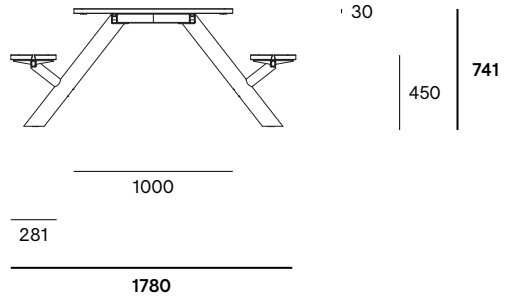
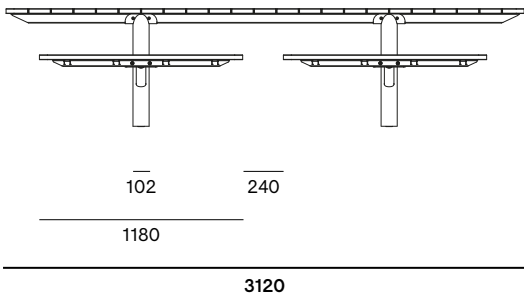
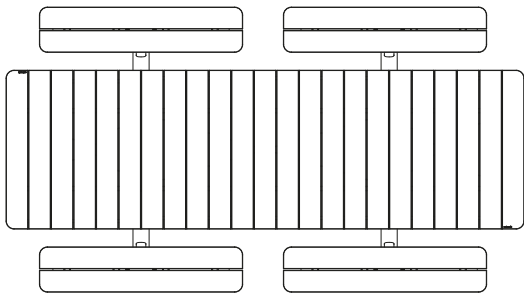


## Dimensions - Panigiri hellwood

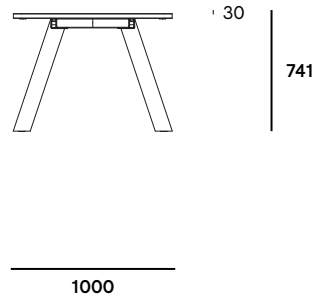
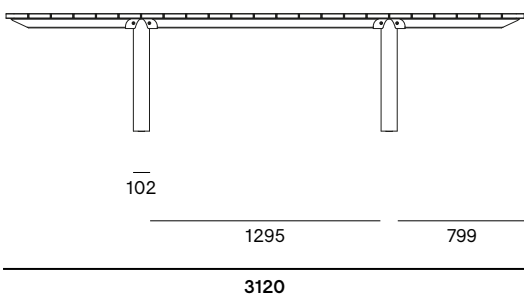

The [Panigiri hellwood combo](#) base module



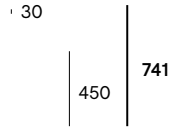

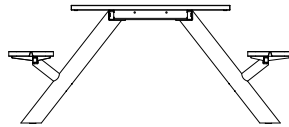
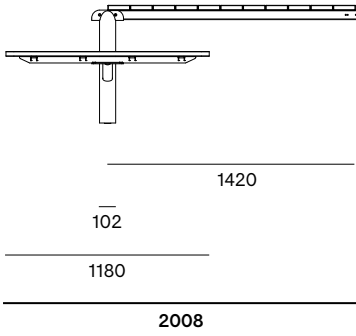
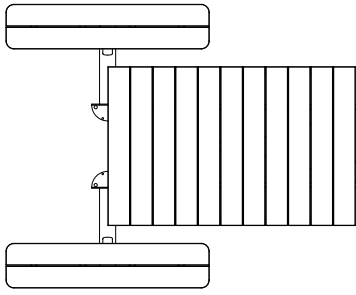
The Panigiri hellwood picnic base module



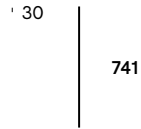
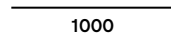
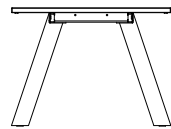
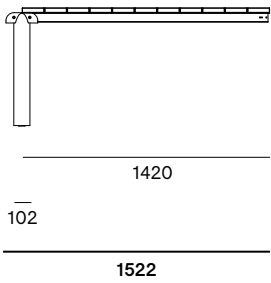
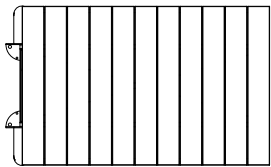
The Panigiri hellwood table base module



The additional hellwood picnic module is available in one dimension

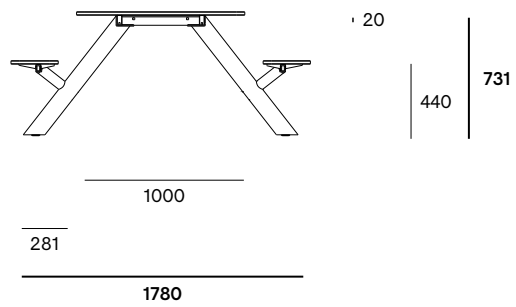
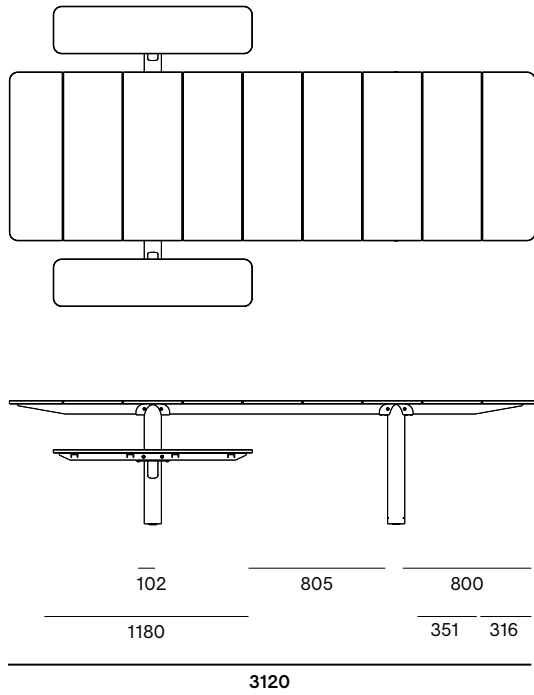


The additional hellwood table module is available in one dimension

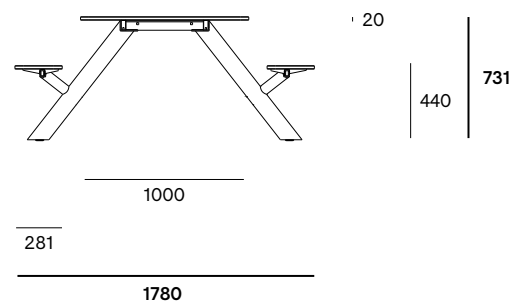
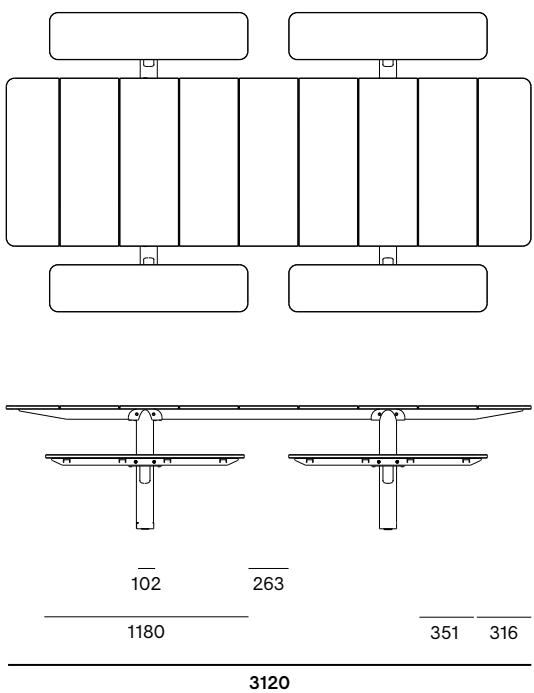


# Dimensions - Panigiri lava

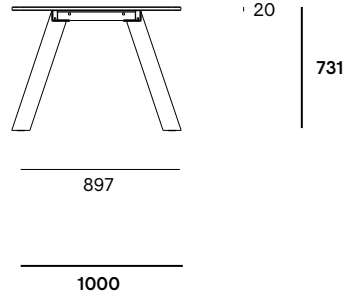
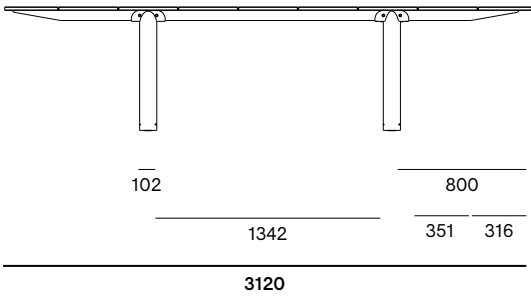
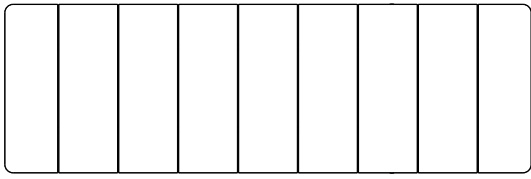
The [Panigiri lava combo](#) base module



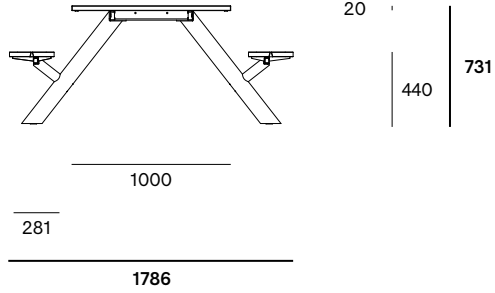
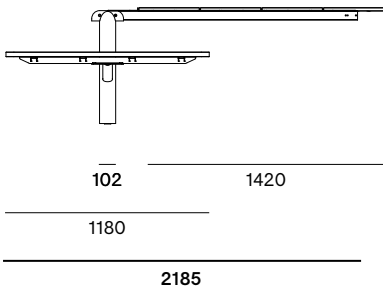
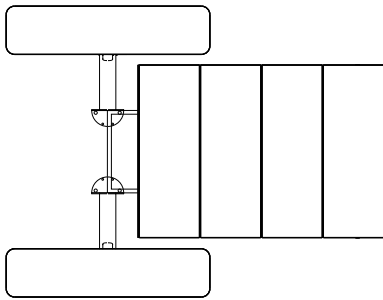
The [Panigiri lava picnic](#) base module

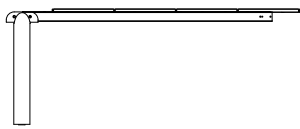
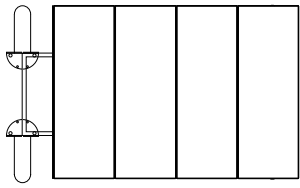


The Panigiri lava table base module

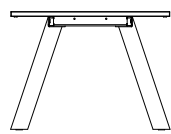


The Panigiri lava additional picnic module





102      1420  
-----  
1695

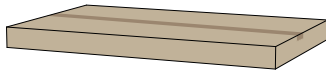


20  
-----  
731

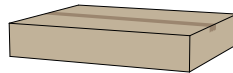
-----  
1000

# Box dimensions - Panigiri hellwood

Box 1: Tabletop centerframe



Box 2: Tabletop endframes



Box 3: Picnic legs



Box 4: Benches



Box 5: Table legs



The [Panigiri hellwood combo](#) base module comes in 5 boxes

Box dimensions (mm)		L	W	H	Qty	Volume (m3)	Gross weight (kg)	Net weight (kg)	Packaging weight (kg)
<b>Panigiri combo</b>	Box 1	1575	1040	125	1	0,22	54,00	48,50	5,50
Base module	Box 2	1130	910	200	1	0,21	54,00	48,80	5,20
	Box 3	975	500	225	1	0,11	20,20	16,20	4,00
	Box 4	1330	340	215	1	0,10	24,30	20,40	3,90
	Box 5	910	360	190	1	0,06	15,00	11,40	3,60
Total:						<b>0,70</b>	<b>167,50</b>	<b>145,30</b>	<b>22,20</b>

The [Panigiri hellwood picnic](#) base module comes in 6 boxes

Box dimensions (mm)		L	W	H	Qty	Volume (m3)	Gross weight (kg)	Net weight (kg)	Packaging weight (kg)
<b>Panigiri picnic</b>	Box 1	1575	1040	125	1	0,22	54,00	48,50	5,50
Base module	Box 2	1130	910	200	1	0,21	54,00	48,80	5,20
	Box 3	975	500	225	2	0,22	40,40	32,40	8,00
	Box 4	1330	340	215	2	0,20	48,60	40,80	7,80
Total:						<b>0,85</b>	<b>197,00</b>	<b>170,50</b>	<b>26,50</b>

The [Panigiri hellwood table](#) base module comes in 4 boxes

Box dimensions (mm)		L	W	H	Qty	Volume (m3)	Gross weight (kg)	Net weight (kg)	Packaging weight (kg)
<b>Panigiri table</b>	Box 1	1575	1040	125	1	0,22	54,00	48,50	5,50
Base module	Box 2	1130	910	200	1	0,21	54,00	48,80	5,20
	Box 5	910	360	190	2	0,12	30,00	22,80	7,20
Total:						<b>0,55</b>	<b>138,00</b>	<b>120,10</b>	<b>17,90</b>

The [Panigiri hellwood additional picnic module](#) comes in 3 boxes

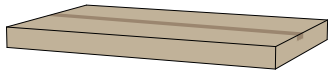
Box dimensions (mm)		L	W	H	Qty	Volume (m3)	Gross weight (kg)	Net weight (kg)	Packaging weight (kg)
<b>Additional picnic module</b>	Box 1	1705	1040	125	1	0,22	54,00	48,50	5,50
	Box 3	975	500	225	1	0,11	20,20	16,20	4,00
	Box 4	1330	340	215	1	0,10	24,30	20,40	3,90
Total:						<b>0,43</b>	<b>98,50</b>	<b>85,10</b>	<b>13,40</b>

The [Panigiri hellwood additional table module](#) comes in 2 boxes

Box dimensions (mm)		L	W	H	Qty	Volume (m3)	Gross weight (kg)	Net weight (kg)	Packaging weight (kg)
<b>Additional table module</b>	Box 1	1705	1040	125	1	0,22	54,00	48,50	5,50
	Box 5	910	360	190	1	0,06	15,00	11,40	3,60
Total:						<b>0,28</b>	<b>69,00</b>	<b>59,90</b>	<b>9,10</b>

# Box dimensions - Panigiri lava

Box 1: Tabletop centerframe



Box 2: Tabletop endframes



Box 3: Picnic legs



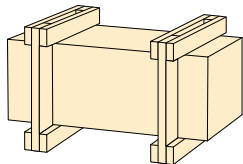
Box 4: Benches



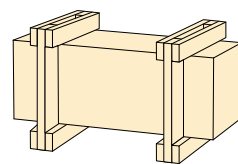
Box 5: Table legs



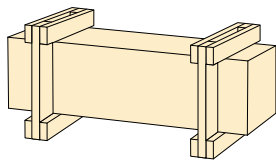
Lava crate 1: Tabletop



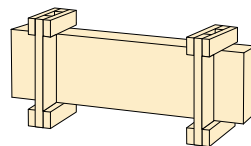
Lava crate 2: Tabletop extension



Lava crate 3: Two sets of benches (4 pcs)



Lava crate 4: One set of benches (2 pcs)



The [Panigiri lava combo](#) base module comes in 5 boxes and 2 crates

Box dimensions (mm)		L	W	H	Qty	Volume (m3)	Gross weight (kg)	Net weight (kg)	Packaging weight (kg)
<b>Panigiri combo</b>	Box 1	1450	550	100	1	0,080	12,0	10,0	2,0
Base module	Box 2	835	550	150	1	0,069	12,0	10,0	2,0
	Box 3	975	500	225	1	0,110	20,2	16,2	4,0
	Box 4	1275	230	102	1	0,030	21,0	20,0	1,0
	Box 5	910	360	190	1	0,060	15,0	11,4	3,6
	Crate 1	1240	700	720	1	0,625	213,0	185,0	28,0
	Crate 4	1320	470	610	1	0,378	62,0	41,0	21,0
	<b>Total:</b>					<b>1,352</b>	<b>355,2</b>	<b>293,6</b>	<b>61,6</b>

The [Panigiri lava picnic](#) base module comes in 6 boxes and 2 crates

Box dimensions (mm)		L	W	H	Qty	Volume (m3)	Gross weight (kg)	Net weight (kg)	Packaging weight (kg)
<b>Panigiri picnic</b>	Box 1	1450	550	100	1	0,080	12,0	10,0	2,0
Base module	Box 2	835	550	150	1	0,069	12,0	10,0	2,0
	Box 3	975	500	225	2	0,110	20,2	16,2	4,0
	Box 4	1275	230	102	2	0,030	21,0	20,0	1,0
	Crate 1	1240	700	720	1	0,625	213,0	185,0	28,0
	Crate 3	1320	340	610	1	0,274	105,0	82,0	23,0
	<b>Total:</b>					<b>1,188</b>	<b>383,2</b>	<b>323,2</b>	<b>60,0</b>

The [Panigiri lava table](#) base module comes in 4 boxes and 1 crate

Box dimensions (mm)		L	W	H	Qty	Volume (m3)	Gross weight (kg)	Net weight (kg)	Packaging weight (kg)
<b>Panigiri table</b>	Box 1	1450	550	100	1	0,080	12,0	10,0	2,0
Base module	Box 2	835	550	150	1	0,069	12,0	10,0	2,0
	Box 5	910	360	190	2	0,062	15,0	11,4	3,6
	Crate 1	1240	700	720	1	0,625	213,0	185,0	28,0
Total:						<b>0,836</b>	<b>252</b>	<b>216,4</b>	<b>35,6</b>

The [Panigiri lava additional picnic module](#) comes in 3 boxes and 2 crates

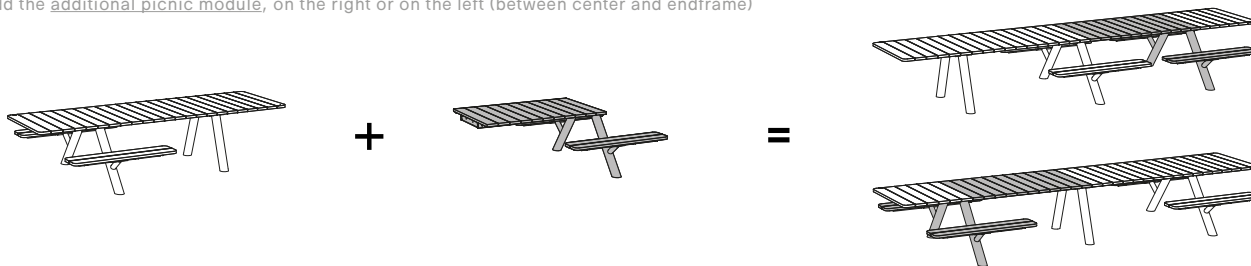
Box dimensions (mm)		L	W	H	Qty	Volume (m3)	Gross weight (kg)	Net weight (kg)	Packaging weight (kg)
<b>Additional picnic module</b>	Box 1	1450	550	100	1	0,080	12,0	10,0	2,0
	Box 3	975	500	225	1	0,110	20,2	16,2	4,0
	Box 4	1275	230	102	1	0,030	21,0	20,0	1,0
	Crate 2	1240	600	720	1	0,536	112,0	82,0	30,0
	Crate 4	1320	470	610	1	0,378	62,0	41,0	21,0
Total:						<b>1,134</b>	<b>227,2</b>	<b>169,2</b>	<b>58</b>

The [Panigiri additional table module](#) comes in 2 boxes and 1 crate

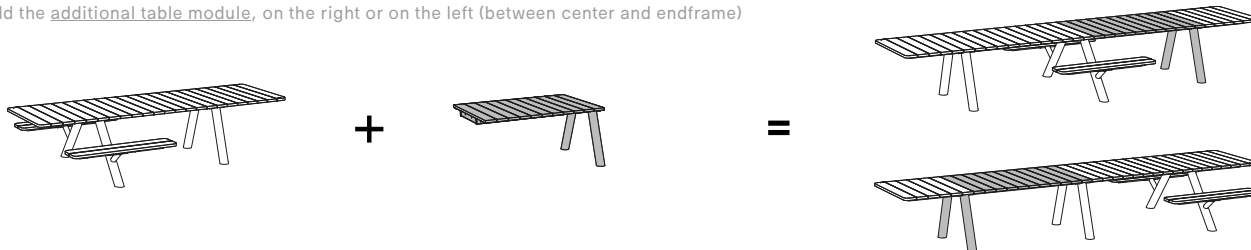
Box dimensions (mm)		L	W	H	Qty	Volume (m3)	Gross weight (kg)	Net weight (kg)	Packaging weight (kg)
<b>Additional table module</b>	Box 1	1450	550	100	1	0,080	12,0	10,0	2,0
	Box 5	910	360	190	1	0,062	15,0	11,4	3,6
	Crate 2	1240	600	720	1	0,536	112,0	82,0	30,0
Total:						<b>0,678</b>	<b>139,0</b>	<b>103,4</b>	<b>35,6</b>

## Panigiri hellwood or lava combo + additional modules

Add the additional picnic module, on the right or on the left (between center and endframe)

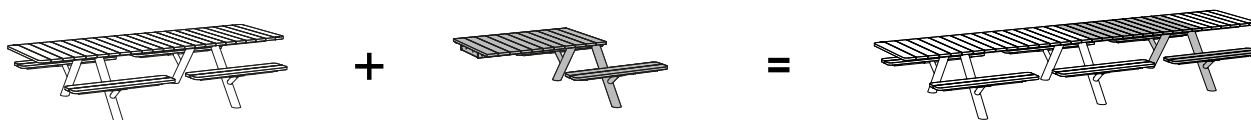


Add the additional table module, on the right or on the left (between center and endframe)

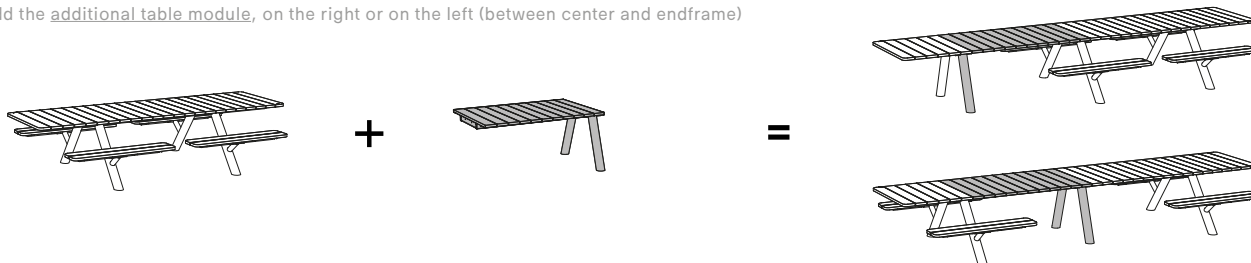


## Panigiri hellwood or lava picnic + additional modules

Add the additional picnic module, on the right or on the left (between center and endframe)

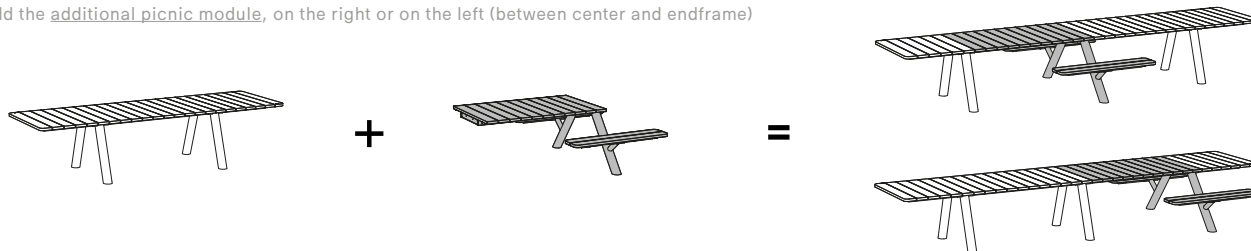


Add the additional table module, on the right or on the left (between center and endframe)



## Panigiri hellwood or lava table + additional modules

Add the additional picnic module, on the right or on the left (between center and endframe)



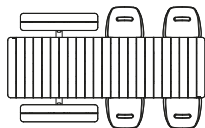
Add the additional table module, on the right or on the left (between center and endframe)



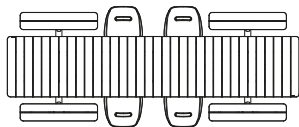
# Endless modularity - Panigiri hellwood

Mix and match benches and chairs to create your desired setup, the modular design creates different seating options  
Below some predefined combinations

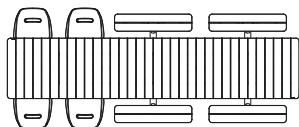
**312 cm**  
8 people  
(4 to 6 Captain's Chairs)



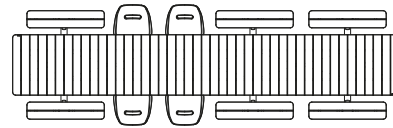
**454 cm**  
12 people  
(4 to 6 Captain's Chairs)



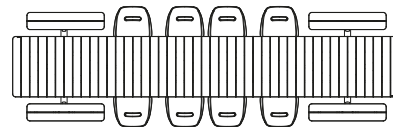
**454 cm**  
12 people  
(4 to 6 Captain's Chairs)



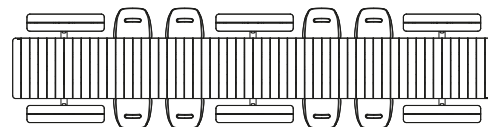
**596 cm**  
16 people  
(4 to 6 Captain's Chairs)



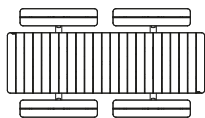
**638 cm**  
16 people  
(8 to 10 Captain's Chairs)



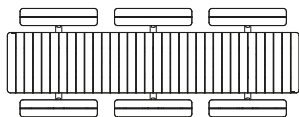
**738 cm**  
20 people  
(8 to 10 Captain's Chairs)



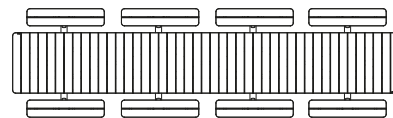
**312 cm**  
8 people



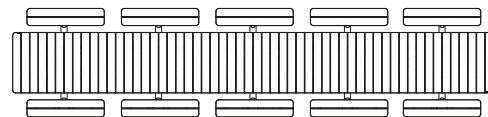
**454 cm**  
12 people



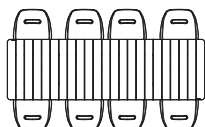
**596 cm**  
16 people



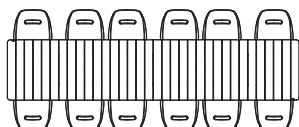
**738 cm**  
20 people



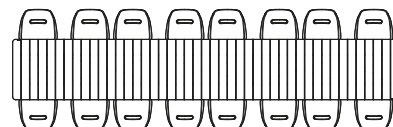
**312 cm**  
(8 to 10 Captain's Chairs)



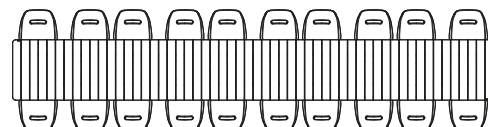
**454 cm**  
(12 to 14 Captain's Chairs)



**596 cm**  
(16 to 18 Captain's Chairs)



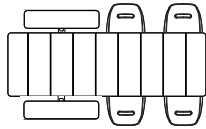
**738 cm**  
(20 to 22 Captain's Chairs)



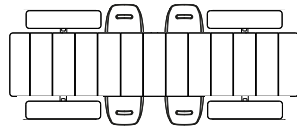
# Endless modularity - Panigiri lava

Mix and match benches and chairs to create your desired setup, the modular design creates different seating options  
Below some predefined combinations

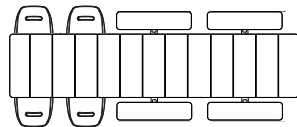
**312 cm**  
8 people  
(4 to 6 Captain's Chairs)



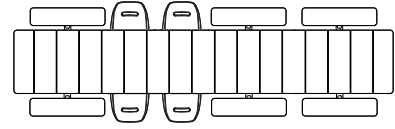
**454 cm**  
12 people  
(4 to 6 Captain's Chairs)



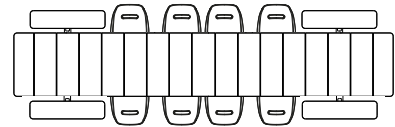
**454 cm**  
12 people  
(4 to 6 Captain's Chairs)



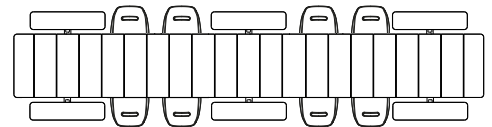
**596 cm**  
16 people  
(4 to 6 Captain's Chairs)



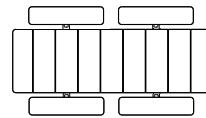
**638 cm**  
16 people  
(8 to 10 Captain's Chairs)



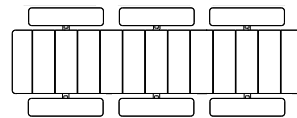
**738 cm**  
20 people  
(8 to 10 Captain's Chairs)



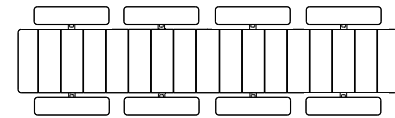
**312 cm**  
8 people



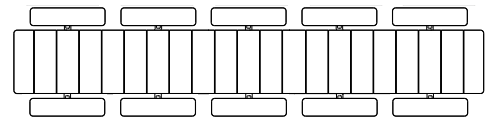
**454 cm**  
12 people



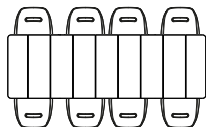
**596 cm**  
16 people



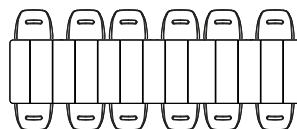
**738 cm**  
20 people



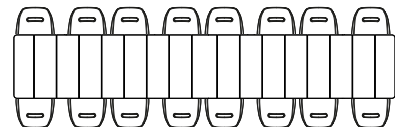
**312 cm**  
(8 to 10 Captain's Chairs)



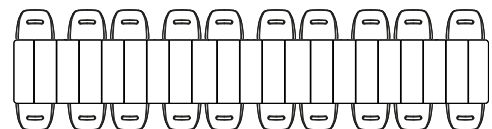
**454 cm**  
(12 to 14 Captain's Chairs)



**596 cm**  
(16 to 18 Captain's Chairs)

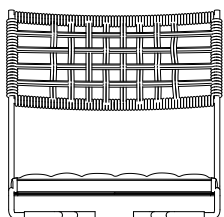



**738 cm**  
(20 to 22 Captain's Chairs)



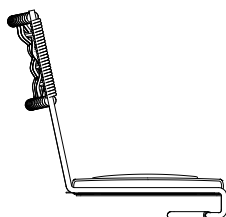
## BYOS

The BYOS seat is available in one dimension



409

430



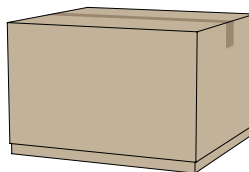
331

483

## Box dimensions

The BYOS seat comes in 1 box

Box 6: BYOS



409


460

40

Box dimensions (mm)		L	W	H	Qty	Volume (m3)	Gross weight (kg)	Net weight (kg)	Packaging weight (kg)
BYOS (x1)	Box 6	665	500	270	1	0,09	7,82	4,82	3,00
BYOS (x2)	Box 6	665	500	320	1	0,11	12,64	9,64	3,00

## Slide-on cushion - Panigiri hellwood

The Slide-on cushion is available in one dimension



255

430



43

60

259

## Box dimensions

The Slide-on cushion comes in 1 box

Bag 1: Slide-on cushion

Box dimensions (mm)		L	W	H	Qty	Volume (m3)	Gross weight (kg)	Net weight (kg)	Packaging weight (kg)
Slide-on cushion	Bag 1	510	259	60	1	0,01	0,35	0,34	0,01

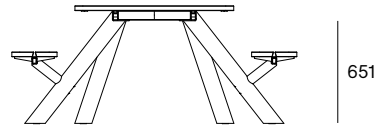
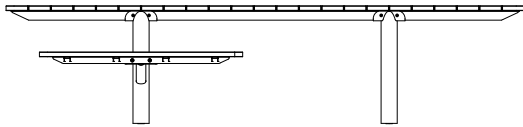
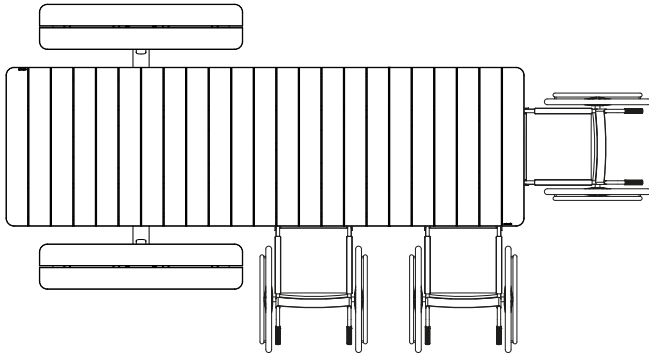
# Wheelchair accessibility dimensions

As specifications for wheelchair accessibility vary around the world, please review the dimensions below to ensure the measurements of each solution meet the specifications of your local requirements

Accessible on sides  
with no benches



Accessible on  
both ends



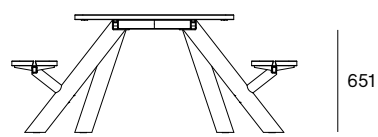
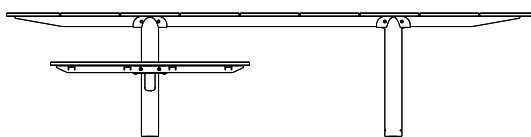
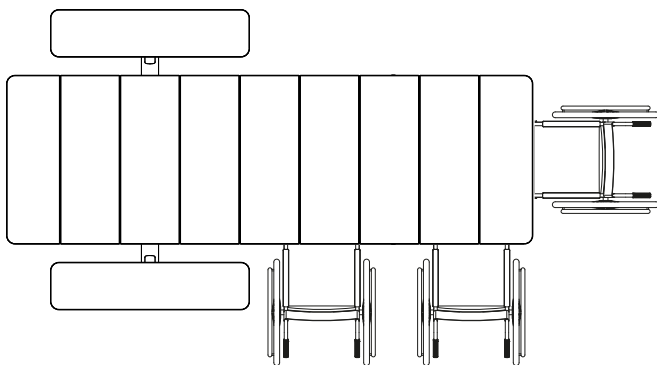
1224

651

Accessible on sides  
with no benches



Accessible on  
both ends



1224

651


## Materials (Wooden version)

Check price list or [www.extremis.com](http://www.extremis.com) for current materials & colors




## Materials (Lava stone version)

Check price list or [www.extremis.com](http://www.extremis.com) for current materials & colors




## Byos materials

Check price list or [www.extremis.com](http://www.extremis.com) for current materials & colors



# Materials & colors

Check price list or [www.extremis.com](http://www.extremis.com) for current materials & colors

Materials	Key facts	Thickness	Layer thickness	Density	In/outdoor	Water	UV color fastness	Flame retarding
		mm	micron					
Hellwood tabletop & benches	 <ul style="list-style-type: none"> <li>• Durability CLASS 1</li> <li>• Carries the PEFC™ label for durable forestry</li> <li>• Feels comfortable in all weather conditions</li> <li>• Advisable to oil the wood</li> </ul>	30	n.a.	600 kg/m <sup>3</sup>	Outdoor & indoor	n.a.	Untreated wood turns grey after a while	/
Lava tabletop & benches	<ul style="list-style-type: none"> <li>• Premium Sicilian origin</li> <li>• Exceptional technical performance</li> <li>• Craftsmanship enameling</li> <li>• Natural variations &amp; craquelé</li> </ul>	20	n.a.	2850 kg/m <sup>3</sup>	Outdoor & indoor	n.a.	Very good	/
Hot dip galvanized steel frame with structured powder coating	<ul style="list-style-type: none"> <li>• Most durable method for protecting metal from rusting with aesthetic coating on top</li> <li>• Very long life span</li> <li>• More scratch-resistant than non structured powder coating</li> <li>• Easy to clean</li> </ul>	3 - 4	140 - 250	7,50 10 <sup>3</sup> kg/m <sup>3</sup>	Outdoor & indoor	n.a.	Very good: color can fade to some extent when exposed to UV	NEN-EN13501-1 A1 *
Structured powder coated stainless steel legs	<ul style="list-style-type: none"> <li>• Easy to clean</li> <li>• Stainless steel (for protection against rust), then powder-coated</li> <li>• More scratch-resistant than non structured powder-coating</li> </ul>	2	80 - 150	8,00 10 <sup>3</sup> kg/m <sup>3</sup>	Outdoor & indoor	n.a.	Very good: color can fade to some extent when exposed to UV	NEN-EN13501-1 A1 *
Sunbrella® Byos and Slide-on cushions	<ul style="list-style-type: none"> <li>• 100% Sunbrella Acrylic</li> <li>• Best outdoor fabric available for making cushions</li> <li>• Dirt repellent</li> <li>• Not waterproof, store inside!</li> <li>• Machine washable at max. 30°C. Ironing restores the protective layer</li> </ul>	0,50	n.a.	260 g/m <sup>2</sup>	Outdoor & indoor	The fabric has a water column of 350 mm (EN 20811)	7/8 (ISO 105-B02)	/
Structured powder coated zinc steel BYOS frame	<ul style="list-style-type: none"> <li>• Easy to clean</li> <li>• Electro galvanized (for extra protection against rust), then powder coated</li> <li>• More scratch-resistant than non structured powder coating</li> </ul>	3	100	7,50 10 <sup>3</sup> kg/m <sup>3</sup>	Outdoor & indoor	n.a.	Very good: color can fade to some extent when exposed to UV	NEN-EN13501-1 A1 *
Polypropylene cord	<ul style="list-style-type: none"> <li>• 100% recyclable</li> <li>• High tenacity yarn</li> </ul>	6	n.a.	n.a.	Outdoor & indoor	n.a.	7/8 (ISO 105-B02)	/

## NEN-EN13501-1 A1



Class A1 products will not contribute to fire in any stage, including fully developed fire. For this reason, they are assumed to be capable of satisfying all requirements of all lower classes as well.



# Warranty

Our quality promise, made solid. Material based warranty.

Each material has unique properties, and the warranty covers issues specific to each. Steel should not rust, coatings should not peel, and wood should not rot. We have outlined the warranty coverage for all materials in our Warranty Chart for your convenience.

Based on our 30 years of expertise with wood, fabrics and metals, we now offer 5 to 15 years warranty.

	<p><b>GALVANIZED STEEL</b>          Enjoy an impressive 15-year warranty on all galvanized steel parts. We proudly use this exceptional Cradle to Cradle certified technique to protect steel from rusting, incorporating it into nearly all our designs.</p>
	<p><b>COATED METALS, STAINLESS STEEL, WOOD AND SUNBRELLA</b>          We offer a comprehensive 5-year warranty on all powder coated metal parts, stainless steel components, wooden parts, and Sunbrella fabrics. This extension ensures that all key materials of our products are covered</p>

						
	Galvanized steel	Stainless steel	Coated metals	Wood species	Sunbrella fabrics	Other materials
Structural — Functional	<b>15 years</b>	<b>5 years</b>	<b>5 years</b>	<b>5 years</b>	<b>5 years</b>	<b>2 years</b>
Rust	<b>15 years</b>	<b>5 years</b>	<b>5 years</b>			
Wood rot				<b>5 years</b>		
Cracks				<b>5 years</b> for cracks > 4 mm		
Terms apply: Please read our commercial warranty statement <a href="#">here</a>						

## Good to know

- PEFC™ certified wood originates from sustainably managed forests.
- BYOS stands for "Bring Your Own Seat"
- Intelligent design: 4 # elements, endless modularity.
  1. Center top (x 1, 2, 3, 4, ... endless)
  2. End top
  3. Table leg
  4. Picnic leg (with bench)



- Panigiri combines perfectly with Sensu tilted.



## F.A.Q.

Q: Do you need to oil the wood?

A: Just like other types of wood, hellwood will gradually become rougher and start to turn grey as a consequence of exposure to the sun and rain. Small cracks and crevices can also appear as part of this process. We strongly advise everyone to treat the furniture with our Wood Protector. This 100% natural oil controls the moisture level within the wood, which makes the planks stay stable for longer, and the layer of oil also helps to prevent spilled liquids from being absorbed, so that stains tend to stay superficial. It is best to repeat this treatment at regular intervals.

## Maintenance

[www.extremis.com/maintenance](http://www.extremis.com/maintenance)

### POWDER COATED PARTS

- Use Extremis multi cleaner, a 100% biodegradable detergent or common kitchen cleaning products. Avoid using aggressive products. These surfaces are best cleaned with a neutral cleaning product diluted in water.

### GALVANIZED PARTS

- Clean with lukewarm water and a mild detergent or Extremis multi cleaner.

### WOOD

- Clean regularly with mild detergent.
- Thorough cleaning with Extremis Wood Cleaner.
- Oil the wood with Extremis Wood Protector. We recommend oiling the wood at regular intervals depending from location and general weather conditions.
- In order to smoothen the surface again after a thorough cleaning, lightly sand your wood with 120 grit sanding paper or a sanding pad.

### LAVA

#### Brushed:

- Daily cleaning: Use neutral cleaning products.
- Avoid acidic, strongly alkaline, or abrasive cleaners.

#### Glazed:

- Minimal maintenance required with Extremis Multi Cleaner.

### SUNBRELLA

- Shake or brush off loose dirt immediately.
- Spray Extremis Multi Cleaner.
- Use a soft brush and make circular movements.
- Let the suds soak in for a moment.
- Rinse thoroughly to remove all soap residue.
- Simply allow to dry.
- It's also possible to put the cushions in a washing machine (max 40°C). Follow the cleaning instruction on the label. Remove the felt first.

### RECOMMENDED USE

- For Extremis Wood protector:

1L	0.5L	
2 to 3 wood care treatments	1 to 2 wood care treatments	300 - 400 ml for one Panigiri combo
1 to 2 wood care treatments	1 wood care treatment	350 - 500 ml for one Panigiri picnic
5 to 7 wood care treatments	2 to 3 wood care treatments	300 - 400 ml for one Panigiri table

## Certificates

- PEFC for hellwood
- Cradle to Cradle for galvanisation of steel

## Warnings

### General

- Do not use any sharp tools to open the packaging.
- We strongly advise against using power tools.
- Tripping hazard, mind your step.
- Do not put out cigarettes on the table.
- Not graffiti proof.
- Do not leave children unattended whilst playing on the table.
- To avoid danger of suffocation, keep plastic bags away from babies and children.
- Colors can differ over years and from batch to batch.

### Product

- Do not stand or jump on the table.
- Do not drag the table, but carry it with minimum 2 people.
- Max. 2 people or 240 kg per bench.

### Wood

- When delivered, the wood is untreated.
- Wood is a natural material and its look is different for every slat, plank and tree.
- Wood will gradually become rougher and start to

turn grey as a consequence of exposure to the sun and rain. We recommend oiling the wood at regular intervals depending from location and general weather conditions.

- Clean regularly with mild detergent. Never use a high pressure cleaner as this will roughen the wood's smooth surface and irreparably damage the wood's fiber.
- Thorough cleaning with Extremis Wood Cleaner.
- We strongly recommend that you treat your wood with wood protector to protect it from stains - small cracks and crevices can also appear as part of this process. We strongly advise everyone to treat the furniture with our Wood Protector.

### Powder coating

- White powder coating requires more maintenance.
- Do not use abrasive scouring powders or scourers as they will scratch the surface.
- Color can fade to some extent when exposed to UV.
- Flame retarding - NEN-EN13501-1 A2-sl - Satisfying the same criteria as Class B for the SBI-test according to EN13823. In addition, under conditions of a fully developed fire these products

will not significantly contribute to the fire load and fire growth.

- Dark colors can get very hot in sunny weather.

### Galvanized steel

- Galvanization will become less shiny when used outdoors.
- Flame retarding - NEN-EN13501-1 A1 - Class A1 products will not contribute to fire in any stage, including fully developed fire. For this reason, they are assumed to be capable of satisfying all requirements of all lower classes as well.
- Possible impurities in the immersion tank can cause black marks during galvanization, which are intrinsic to this industrial finishing technique.
- White marks on this zinc layer are also intrinsic to this procedure and will disappear when the furniture is put outdoors.
- This industrial finishing technique may result in a rougher surface. This is intrinsic to the process.

### Sunbrella®

- Not waterproof, store inside!
- Shake or brush off loose dirt immediately.

The content of this document, in particular the mentioned models, is protected by copyrights and/or design rights. The present document and its content is communicated to you for information purposes only. Any partial or total reproduction or any other use without our prior written permission is strictly prohibited. This technical sheet remains subject to possible changes. All dimensions are in mm, unless mentioned otherwise. Extremis is not responsible for the errors in the documentation of products. All measurements are approximate and are provided for informational purposes only.

**Tech sheet**  
20260507