

Inumbrina

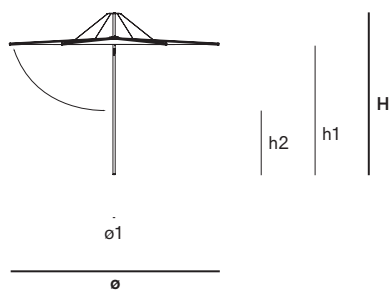
© design by Dirk Wynants

extremis®



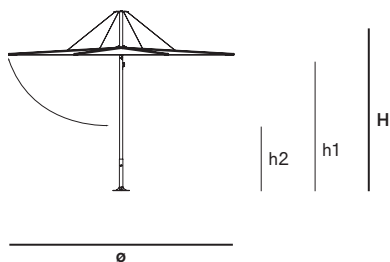
Dimensions

The Inumbrina is available in 3 dimensions



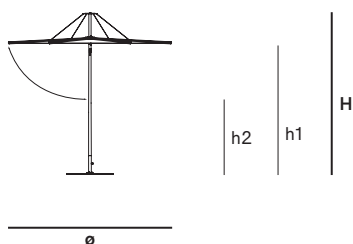
Dimensions (mm)	ø	H	h1	h2	ø1
Inumbrina large	3800	2791	2145	798	48
Inumbrina medium	3200	2501	2015	844	35
Inumbrina small	2500	2501	2035	1198	35

In combination with floor fastening



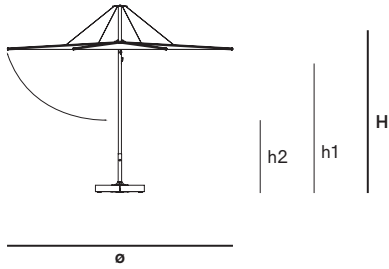
Dimensions (mm)	ø	H	h1	h2
Inumbrina large	3800	2791	2145	798
Inumbrina medium	3200	2501	2015	844
Inumbrina small	2500	2501	2035	1198

In combination with parasol base
Only for Inumbrina medium & small



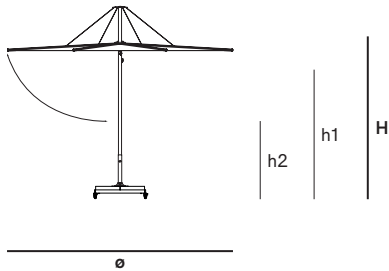
Dimensions (mm)	ø	H	h1	h2
Inumbrina medium	3200	2501	2015	844
Inumbrina small	2500	2501	2035	1198

In combination with concrete base
Only for Inumbrina large



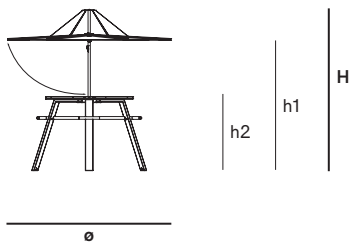
Dimensions (mm)	ø	H	h1	h2
Inumbrina large	3800	2904	2257	910

In combination with concrete wheel base
Only for Inumbrina large



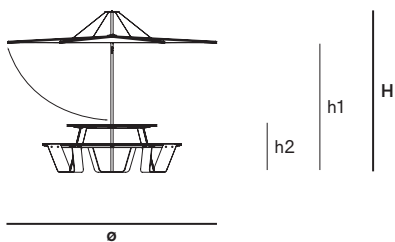
Dimensions (mm)	ø	H	h1	h2
Inumbrina large	3800	2981	2335	988

In combination with Abachus
Only for Inumbrina small



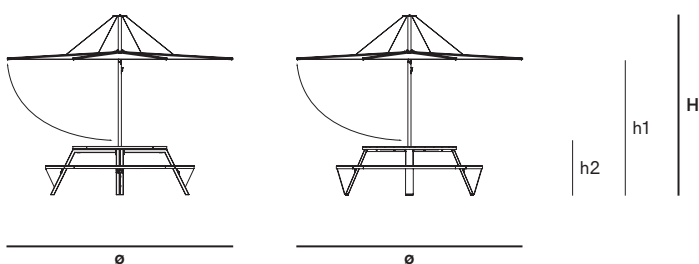
Dimensions (mm)	ø	H	h1	h2
Inumbrina small	2500	2501	2035	1198

In combination with Anker
Only for Inumbrina medium



Dimensions (mm)	ø	H	h1	h2
Inumbrina medium	3200	2501	2015	844

In combination with Gargantua & Pantagruel
Only for Inumbrina large

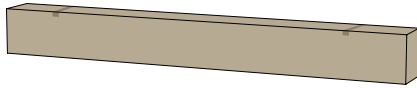


Dimensions (mm)	ø	H	h1	h2
Inumbrina large	3800	2791	2145	798

Box dimensions

The Inumbrina comes in 1 box

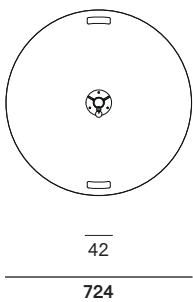
[Box 1: Inumbrina + cover](#)



Box dimensions (mm)		L	W	H	Qty	Volume (m3)	Gross weight (kg)	Net weight (kg)	Packaging weight (kg)
Inumbrina large	Box 1	2830	260	290	1	0,21	27,25	23,00	4,25
Inumbrina medium	Box 1	2650	260	290	1	0,20	20,20	16,30	3,90
Inumbrina small	Box 1	2650	260	290	1	0,20	17,50	13,60	3,90

Parasol base

The parasol base for Inumbrina medium/small is available in 2 versions



Floor fastening box

The parasol base comes in 2 or 3 boxes

[Box 2: Floor fastening](#)



[Box 3: Galvanized base plate](#)

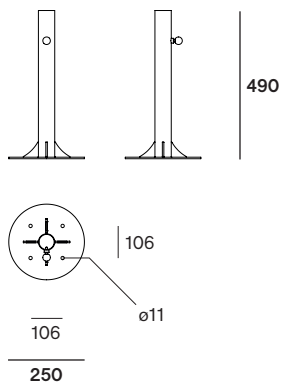


Dimensions (mm)	H	h1
Parasol base - standard	288	8
Parasol base - heavy duty	296	16

Box dimensions (mm)		L	W	H	Qty	Volume (m3)	Gross weight (kg)	Net weight (kg)	Packaging weight (kg)
Parasol base - standard	Box 2	450	150	90	1	0,01	1,40	1,20	0,20
	Box 3	760	760	33	1	0,02	25,50	25,00	0,50
Total:						0,03	26,90	26,20	0,70
Parasol base - heavy duty	Box 2	450	150	90	1	0,01	1,40	1,20	0,20
	Box 3	760	760	33	2	0,04	51,00	50,00	1,00
Total:						0,05	52,40	51,20	1,20

Floor fastening - Large

The floor fastening for Inumbrina large is available in one dimension



Floor fastening box

The floor fastening comes in 1 box

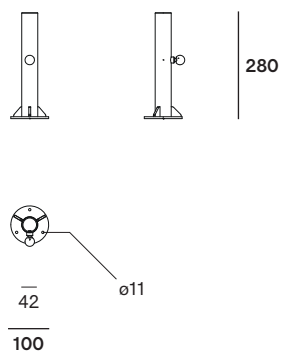
Box 4: Floor fastening - Inumbrina large



Box dimensions (mm)		L	W	H	Qty	Volume (m ³)	Gross weight (kg)	Net weight (kg)	Packaging weight (kg)
Floor fastening - Large	Box 4	510	390	320	1	0,06	4,00	3,30	0,70

Floor fastening - Medium / Small

The floor fastening for Inumbrina large is available in one dimension



Floor fastening box

The floor fastening comes in 1 box

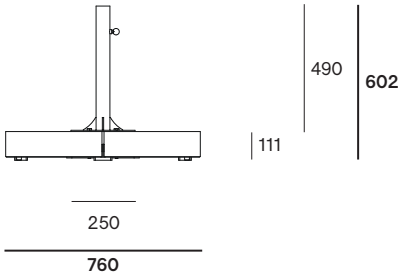
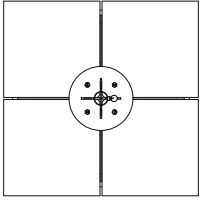
Box 5: Floor fastening - Inumbrina medium/small



Box dimensions (mm)		L	W	H	Qty	Volume (m ³)	Gross weight (kg)	Net weight (kg)	Packaging weight (kg)
Floor fastening - Medium / Small	Box 5	450	150	90	1	0,01	1,40	1,20	0,20

Concrete base

The concrete base is available in one dimension



Concrete base box

The concrete base comes in 6 boxes

Box 4: Floor fastening - Inumbrina large



Box 6: Concrete block



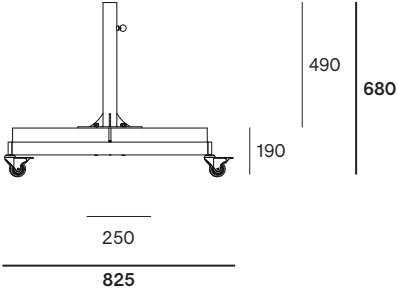
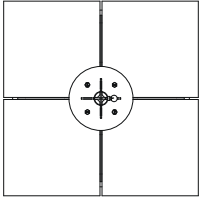
Box 7: Frame for concrete blocks



Box dimensions (mm)		L	W	H	Qty	Volume (m3)	Gross weight (kg)	Net weight (kg)	Packaging weight (kg)
Concrete base	Box 4	510	390	320	1	0,06	4,00	3,30	0,70
	Box 6	376	376	100	4	0,06	120,00	114,00	6,00
	Box 7	720	310	130	1	0,03	7,20	6,50	0,70
	Total:					0,15	131,20	123,80	7,40

Concrete wheel base

The concrete wheel base is available in one dimension



Concrete wheel base box

The concrete wheel base comes in 6 boxes

Box 4: Floor fastening - Inumbrina large



Box 6: Concrete block



Box 8: Frame for concrete wheel base

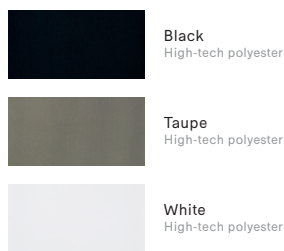


Box dimensions (mm)		L	W	H	Qty	Volume (m ³)	Gross weight (kg)	Net weight (kg)	Packaging weight (kg)
Concrete wheel base	Box 4	510	390	320	1	0,06	4,00	3,30	0,70
	Box 6	376	376	100	4	0,06	120,00	114,00	6,00
	Box 8	850	850	150	1	0,11	22,40	21,00	1,40
Total:						0,23	146,40	138,30	8,10

Materials & colors

Check price list or www.extremis.com for current materials & colors


Fabric




Parasol base large



Parasol base medium/small



Pole



Materials	Key facts	Thickness mm	Layer thickness micron	Density	In/outdoor	Water	UV color fastness	Flame retarding
High-tech polyester fabric	<ul style="list-style-type: none"> High UV resistance and ultra strong Low weight / high tear strength Long-term appearance 	0,37	n.a.	250 g/m ²	Outdoor & indoor	The fabric has a water column of 350 mm (EN 20811)	7/8 (ISO 105-B02)	/
Stainless steel parasol pole	<ul style="list-style-type: none"> High rust resistance Periodical maintenance required 	2 - 5	n.a.	8,00 10 ³ kg/m ³	Outdoor & indoor	n.a.	Very good	NEN-EN13501-1 A1 *
Hot dip galvanized steel base for concrete (wheel) base & parasol base	<ul style="list-style-type: none"> Most durable method for protecting metal from rusting Protective layer Very long life span 100% recyclable Cradle to Cradle Certified™ 	2 - 10	50 - 100	7,50 10 ³ kg/m ³	Outdoor & indoor	n.a.	Very good, galvanization will however become less shiny when used outdoors	NEN-EN13501-1 A1 *
Concrete base	<ul style="list-style-type: none"> Made under high pressure Matt and porous 	100	n.a.	2,10 10 ³ kg/m ³	Outdoor & indoor	n.a.	Very good	NEN-EN13501-1 A1 *
Cover	<ul style="list-style-type: none"> 100% polyester Polyuréthane coating Breathable, so not 100% waterproof 	0,50	n.a.	250 g/m ²	Outdoor & indoor	Water repellent & breathable	6-8/8 (ISO 105-B02)	/

NEN-EN13501-1 A1

Class A1 products will not contribute to fire in any stage, including fully developed fire. For this reason, they are assumed to be capable of satisfying all requirements of all lower classes as well.

Good to know

- The diameter of the pole of the Inumbrina large is $\varnothing 48$ mm.
- The diameter of the pole of the Inumbrina medium & small is $\varnothing 35$ mm.
- The parasol cover is included.
- Inumbrina large combines perfectly with Gargantua & Pantagrue picnic.
- Inumbrina medium combines perfectly with Anker & Virus.
- Inumbrina small combines perfectly with Abachus.



Maintenance

- **PARASOL FABRIC**
- Machine washable 60°.
- Do not use chlorine bleach.
- Do not use strong chemical cleaning fluid.
- Tumble dryer at low temperature.
- Do not iron.

STAINLESS STEEL

- Clean regularly with a dry cloth and some stainless steel cleaner.

F.A.Q.

Q: How wind resistant is the shade?

A: Tests in a windtunnel have shown that the shade withstands wind speeds up to 8 on the Beaufort scale (74 km/h) when anchored to the floor. Still, we strongly advise to close it sooner (from 6 on the Beaufort scale is the rule of thumb (49 km/h)).

Q: Is the fabric 100% waterproof?

A: With light rain you stay easily seated underneath the shade. The fabric is slightly slanted in opened position. With heavy rain, the canvas lets through only a little bit of water. This is typical for the fabric and necessary, because the fabric should be able to ventilate.

Q: Can you remove the fabric for washing?

A: We do not advise this but it is possible. In the first place, you should close the parasol when you do not use it and protect it with its cover. This protects the parasol from getting dirty.

Q: Do you need to use a parasol cover?

A: The cover is needed to protect and fix the parasol when not in use. Protect your parasol from polluted rain, bird droppings, dust and heavy winds to avoid marks or stains on the parasol fabric.

Warnings

General

- Do not use any sharp tools to open the packaging.
- We strongly advise against using power tools.
- Tripping hazard, mind your step.
- Do not put out cigarettes on the parasol.
- Not graffiti proof.
- To avoid danger of suffocation, keep plastic bags away from babies and children.
- Colors can differ over years and from batch to batch.

Product

- Do not leave the parasol unattended when opened.
- Anchoring the product has to be done by qualified people.
- For anchoring: use suitable bolts or screws from a specialized store depending on the material your terrace is made of.
- If you hear the cables whistling due to heavy wind or if you are not using the parasol, close it and use the cover to avoid the parasol from opening or getting dirty.
- For ventilation purposes, the cover is not 100% waterproof.
- Ask for assistance when closing the parasol in

strong winds. Opposite the wind's direction, at least one person needs to guide the parasol's spines downwards in order to avoid the parasol from blowing open fiercely halfway down.

- Store the parasol when not in use for a long time as follows: vertically, completely dry and in a dry environment.
- Do not leave closed if not completely dry. Do not leave the parasol closed for a long time when the parasol fabric is still damp or wet.
- The fabric can be removed for washing but we do not advise this. In the first place, you should close the parasol when you do not use it and protect it with its cover. This protects the parasol from getting dirty.
- Tests in a windtunnel have shown that the shade withstands wind speeds up to 8 on the Beaufort scale (74 km/h) when anchored to the floor. Still, we strongly advise to close it sooner (from 6 on the Beaufort scale is the rule of thumb (49 km/h)).

High-tech polyester

- Shake or brush off loose dirt immediately.
- Do not use any aggressive detergents as they will remove the protective coating of the fabric.

- We strongly advise you not to use a high-pressure hose for cleaning.

Stainless steel

- Very good UV color fastness.
- Flame retarding: NEN-EN13501-1 A1 - Class A1 products will not contribute to fire in any stage, including fully developed fire. For this reason, they are assumed to be capable of satisfying all requirements of all lower classes as well.
- Watch out, stainless steel isn't entirely rustproof! Be sure to avoid contact with iron objects. If it does show signs of rust, clean with rust remover as quickly as possible.

Concrete

- Matt and porous.
- Very good UV color fastness.
- Flame retarding: NEN-EN13501-1 A1 - Class A1 products will not contribute to fire in any stage, including fully developed fire. For this reason, they are assumed to be capable of satisfying all requirements of all lower classes as well.