

# Hopper picnic

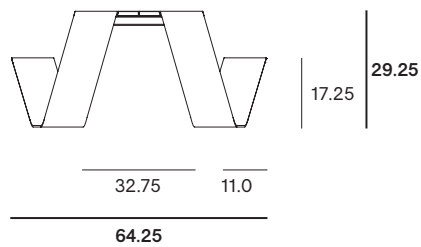
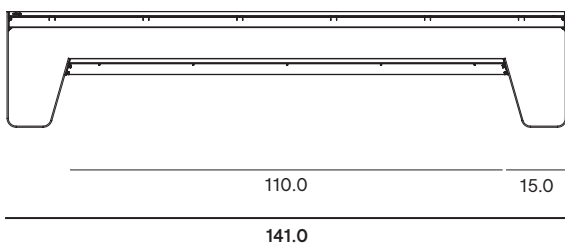
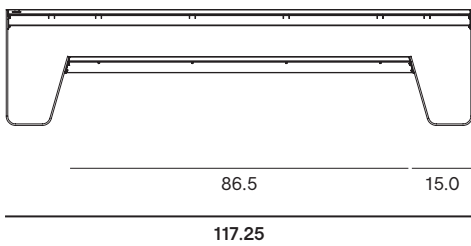
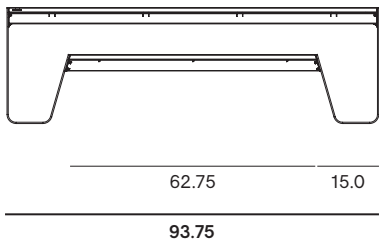
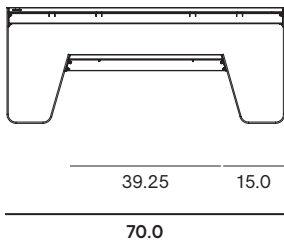
© design by Dirk Wynants

extremis®



## Dimensions

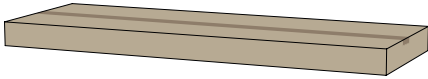
The Hopper picnic is available in 4 lengths



# Box dimensions

The Hopper picnic comes in 3 boxes

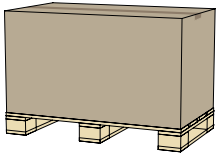
Box 1: Tabletop



Box 2: benches



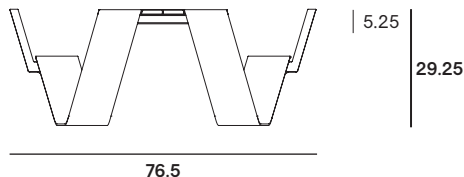
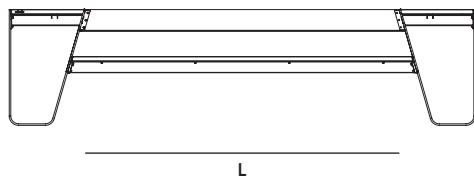
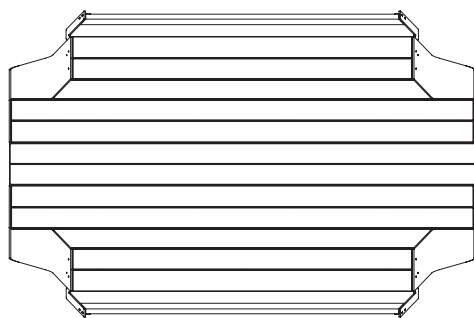
Box 3: Legs + mounting kit



Box dimensions (inch)		L	W	H	Qty	Volume (ft <sup>3</sup> )	Gross weight (lb)	Net weight (lb)	Packaging weight (lb)	
<b>Hopper picnic 180</b>	Box 1	78.75	34.25	6.0	1	9.18	115.52	104.50	11.02	
	Galvanized	Box 2	39.25	15.5	10.0	1	2.83	62.61	56.44	6.17
	Box 3	44.25	25.0	24.5	1	15.89	250.45	211.64	38.80	
<b>Total:</b>						<b>27.90</b>	<b>428.58</b>	<b>372.58</b>	<b>55.99</b>	
<b>Hopper picnic 180</b>	Box 1	78.75	34.25	6.0	1	9.18	115.52	104.50	11.02	
	Powder coated	Box 2	39.25	15.5	10.0	1	2.83	62.61	56.44	6.17
	Box 3	44.25	25.0	24.5	1	15.89	129.19	93.48	35.71	
<b>Total:</b>						<b>27.90</b>	<b>307.32</b>	<b>254.42</b>	<b>52.90</b>	
<b>Hopper picnic 240</b>	Box 1	97.25	34.25	6.0	1	11.30	150.80	137.13	13.67	
	Galvanized	Box 2	65.0	12.5	10.0	1	4.59	97.00	91.71	5.29
	Box 3	44.25	25.0	24.5	1	15.89	250.45	211.64	38.80	
<b>Total:</b>						<b>31.78</b>	<b>498.25</b>	<b>440.48</b>	<b>57.76</b>	
<b>Hopper picnic 240</b>	Box 1	97.25	34.25	6.0	1	11.30	150.80	137.13	13.67	
	Powder coated	Box 2	65.0	12.5	10.0	1	4.59	97.00	91.71	5.29
	Box 3	44.25	25.0	24.5	1	15.89	129.19	93.48	35.71	
<b>Total:</b>						<b>31.78</b>	<b>376.99</b>	<b>322.32</b>	<b>54.67</b>	
<b>Hopper picnic 300</b>	Box 1	119.75	34.25	6.0	1	14.13	182.10	164.02	18.08	
	Galvanized	Box 2	95.25	12.5	10.0	1	7.06	127.87	118.17	9.70
	Box 3	44.25	25.0	24.5	1	15.89	250.45	211.64	38.80	
<b>Total:</b>						<b>37.08</b>	<b>560.42</b>	<b>493.83</b>	<b>66.58</b>	
<b>Hopper picnic 300</b>	Box 1	119.75	34.25	6.0	1	14.13	182.10	164.02	18.08	
	Powder coated	Box 2	95.25	12.5	10.0	1	7.06	127.87	118.17	9.70
	Box 3	44.25	25.0	24.5	1	15.89	129.19	93.48	35.71	
<b>Total:</b>						<b>37.08</b>	<b>439.16</b>	<b>375.67</b>	<b>63.49</b>	
<b>Hopper picnic 360</b>	Box 1	147.0	32.24	6.0	1	17.30	212.53	191.80	20.72	
	Galvanized	Box 2	119.0	12.5	10.0	1	8.83	167.10	157.41	9.70
	Box 3	44.25	25.0	24.5	1	15.89	250.45	211.64	38.80	
<b>Total:</b>						<b>42.02</b>	<b>630.08</b>	<b>560.85</b>	<b>69.22</b>	
<b>Hopper picnic 360</b>	Box 1	147.0	32.24	6.0	1	17.30	212.53	191.80	20.72	
	Powder coated	Box 2	119.0	12.5	10.0	1	8.83	167.10	157.41	9.70
	Box 3	44.25	25.0	24.5	1	15.89	129.19	93.48	35.71	
<b>Total:</b>						<b>42.02</b>	<b>508.82</b>	<b>442.69</b>	<b>66.13</b>	

# Backrest

The backrest is available in 4 lengths



# Backrest box

The backrests comes in 2 boxes

Box 4: support (2x)



Box 5: Wooden plank

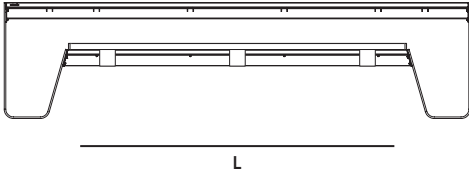
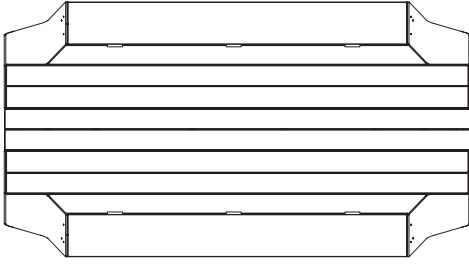


Dimensions (inch)	L
Backrest for 180	31.2
Backrest for 240	54.75
Backrest for 300	78.5
Backrest for 360	102.25

Box dimensions (inch)		L	W	H	Qty	Volume (ft <sup>3</sup> )	Gross weight (lb)	Net weight (lb)	Packaging weight (lb)
<b>Backrest for 180</b>	Box 4	20.75	10.5	2.0	1	0.35	10.14	8.82	1.32
	Galvanized Box 5	34.5	6.5	2.25	1	0.35	7.50	6.61	0.88
Total:						<b>0.70</b>	<b>17.64</b>	<b>15.43</b>	<b>2.20</b>
<b>Backrest for 180</b>	Box 4	20.75	10.5	2.0	1	0.35	4.85	3.53	1.32
	Powder coated Box 5	34.5	6.5	2.25	1	0.35	7.50	6.61	0.88
Total:						<b>0.70</b>	<b>12.35</b>	<b>10.14</b>	<b>2.20</b>
<b>Backrest for 240</b>	Box 4	20.75	10.5	2.0	1	0.35	10.14	8.82	1.32
	Galvanized Box 5	59.0	6.5	2.25	1	0.35	12.35	11.46	0.88
Total:						<b>0.70</b>	<b>22.49</b>	<b>20.28</b>	<b>2.20</b>
<b>Backrest for 240</b>	Box 4	20.75	10.5	2.0	1	0.35	4.85	3.53	1.32
	Powder coated Box 5	59.0	6.5	2.25	1	0.35	12.35	11.46	0.88
Total:						<b>0.70</b>	<b>17.20</b>	<b>14.99</b>	<b>2.20</b>
<b>Backrest for 300</b>	Box 4	20.75	10.5	2.0	1	0.35	10.14	8.82	1.32
	Galvanized Box 5	82.75	6.5	2.25	1	0.35	16.98	15.43	1.54
Total:						<b>0.70</b>	<b>27.12</b>	<b>24.25</b>	<b>2.86</b>
<b>Backrest for 300</b>	Box 4	20.75	10.5	2.0	1	0.35	4.85	3.53	1.32
	Powder coated Box 5	82.75	6.5	2.25	1	0.35	16.98	15.43	1.54
Total:						<b>0.70</b>	<b>21.83</b>	<b>18.96</b>	<b>2.86</b>
<b>Backrest for 360</b>	Box 4	20.75	10.5	2.0	1	0.35	10.14	8.82	1.32
	Galvanized Box 5	106.25	6.5	2.25	1	0.35	23.81	22.49	1.32
Total:						<b>0.70</b>	<b>33.95</b>	<b>31.31</b>	<b>2.64</b>
<b>Backrest for 360</b>	Box 4	20.75	10.5	2.0	1	0.35	4.85	3.53	1.32
	Powder coated Box 5	106.25	6.5	2.25	1	0.35	23.81	22.49	1.32
Total:						<b>0.70</b>	<b>28.66</b>	<b>26.02</b>	<b>2.64</b>

## Cushion

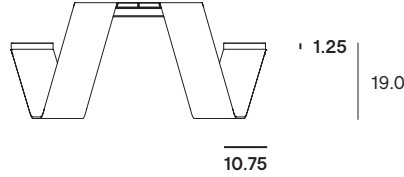
The cushions are available in 4 lengths



## Cushion bag

The cushions come in 1 plastic bag

Bag 1: cushion




Dimensions (inch)	L
Cushion for 180	38.25
Cushion for 240	61.75
Cushion for 300	85.5
Cushion for 360	109.0

Box dimensions (inch)		L	W	H	Qty	Volume (m <sup>3</sup> )	Gross weight (kg)	Net weight (kg)	Packaging weight (kg)
Cushion for 180	Bag 1	38.25	10.75	1.25	1	0.35	2.65	2.65	0.00
Cushion for 240	Bag 1	61.75	10.75	1.25	1	0.35	3.53	3.53	0.00
Cushion for 300	Bag 1	85.5	10.75	1.25	1	0.71	4.41	4.41	0.00
Cushion for 360	Bag 1	109.0	10.75	1.25	1	0.71	5.29	5.29	0.00

# Materials & colors

Check price list or [www.extremis.com](http://www.extremis.com) for current materials & colors

## Tabletop, benches & backrest




Iroko hardwood



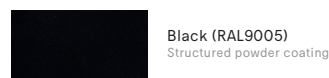
Hellwood

## Frame

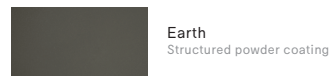


Galvanized steel


## Legs & backrest supports



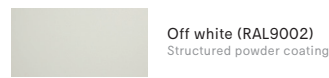
Black (RAL9005)  
Structured powder coating



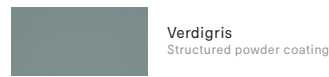
Earth  
Structured powder coating



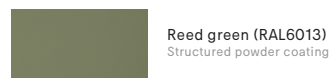
Beach beige (RAL1019)  
Structured powder coating



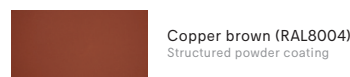
Off white (RAL9002)  
Structured powder coating




Verdigris  
Structured powder coating



Reed green (RAL6013)  
Structured powder coating




Copper brown (RAL8004)  
Structured powder coating




Galvanized steel


## Sunbrella® cushions



Grey chiné  
Sunbrella Natté



Dark taupe  
Sunbrella Natté




Coconut  
Sunbrella Savane




Marble  
Sunbrella Lopi



Charcoal  
Sunbrella Lopi




Leaf green  
Sunbrella Heritage



Rust  
Sunbrella Heritage



Biscuit  
Sunbrella Lopi

Materials	Key facts	Thickness inch	Layer thickness micron	Density	In/outdoor	Water	UV color fastness	Flame retarding
Iroko tabletop & benches	<ul style="list-style-type: none"> <li>Durability CLASS 1</li> <li>Feels comfortable in all weather conditions</li> <li>Advisable to oil the wood</li> </ul>	1.18	n.a.	37 à 44 lb/ft <sup>3</sup>	Outdoor & indoor	n.a.	Untreated wood turns grey after a while	/
Hellwood tabletop & benches	 <ul style="list-style-type: none"> <li>Durability CLASS 1</li> <li>Carries the PEFC™ label for durable forestry</li> <li>Feels comfortable in all weather conditions</li> <li>Advisable to oil the wood</li> </ul>	1.18	n.a.	37 lb/ft <sup>3</sup>	Outdoor & indoor	n.a.	Untreated wood turns grey after a while	/
Hot dip galvanized steel frame	<ul style="list-style-type: none"> <li>Most durable method for protecting metal from rusting</li> <li>Protective layer</li> <li>Very long life span</li> <li>100% recyclable</li> <li>Cradle to Cradle Certified™</li> </ul>	0.07-0.23	50 - 100	0,47 10 <sup>3</sup> lb/ft <sup>3</sup>	Outdoor & indoor	n.a.	Very good, galvanization will however become less shiny when used outdoors	NEN-EN13501-1 A1 *
Hot dip galvanized steel legs & backrest supports	<ul style="list-style-type: none"> <li>Most durable method for protecting metal from rusting</li> <li>Protective layer</li> <li>Very long life span</li> <li>100% recyclable</li> <li>Cradle to Cradle Certified™</li> </ul>	0.31	50 - 100	0,47 10 <sup>3</sup> lb/ft <sup>3</sup>	Outdoor & indoor	n.a.	Very good, galvanization will however become less shiny when used outdoors	NEN-EN13501-1 A1 *
Structured powder coated aluminium legs and backrest supports	<ul style="list-style-type: none"> <li>A technique of applying dry paint to a part</li> <li>Electrostatically charged and sprayed onto the object</li> <li>More scratch-resistant than non structured powder coating</li> </ul>	0.31	50 - 100	0,47 10 <sup>3</sup> lb/ft <sup>3</sup>	Outdoor & indoor	n.a.	Very good: color can fade to some extent when exposed to UV	NEN-EN13501-1 A2-s1 **
Sunbrella® cushions	<ul style="list-style-type: none"> <li>100% Sunbrella Acrylic</li> <li>Best outdoor fabric available for making cushions</li> <li>Dirt repellent</li> <li>Not waterproof, store inside!</li> <li>Machine washable at max. 30°C. Ironing restores the protective layer</li> </ul>	0.01	n.a.	9,53 oz/ft <sup>2</sup>	Outdoor & indoor	The fabric has a water column of 350 mm (EN 20811)	7/8 (ISO 105-B02)	/

### NEN-EN13501-1 A1

Class A1 products will not contribute to fire in any stage, including fully developed fire. For this reason, they are assumed to be capable of satisfying all requirements of all lower classes as well.

### NEN-EN13501-1 A2-s1

Satisfying the same criteria as class B for the SBI-test according to EN 13823. In addition, under conditions of a fully developed fire these products will not significantly contribute to the fire load and fire growth

## Good to know

- 'Hopper' stands for 'Hop Picker', because the range is inspired by hop gardens, harvests and beer fests.
- PEFC™ certified wood originates from sustainably managed forests.
- The Hopper picnic legs are cut out of an aluminium or metal sheet nearly without any loss of material.

## Floor fastening

Hopper picnic has an optional floor fastening set (ø 0.35 inch), four stainless steel plates to be fixed with bolts.



For an even more rigid anchoring system, Hopper legs can be ordered with holes ø 0.47 inch.



## Certificates

- TÜV
- BIFMA
- PEFC
- Cradle to Cradle

## F.A.Q.

Q: *Do you need to oil the wood?*

A: Just like other types of wood, wood will gradually become rougher and start to turn grey as a consequence of exposure to the sun and rain. Small cracks and crevices can also appear as part of this process. We strongly advise everyone to treat the furniture with our Wood Protector. This 100% natural oil controls the moisture level within the wood, which makes the planks stay stable for longer, and the layer of oil also helps to prevent spilled liquids from being absorbed, so that stains tend to stay superficial. It is best to repeat this treatment at regular intervals.

## Maintenance

### POWDER COATED PARTS

- White powder coating obviously requires more maintenance.

### GALVANIZED PARTS

- Clean with lukewarm water and a mild detergent or Extremis multi cleaner.

### WOOD




- Clean regularly with mild detergent.
- Thorough cleaning with Extremis Wood Cleaner.
- Oil the wood with Extremis Wood Protector. We recommend oiling the wood at regular intervals depending from location and general weather conditions.
- In order to smoothen the surface again after a thorough cleaning, lightly sand your wood with 120 grit sanding paper or a sanding pad.

### SUNBRELLA

- Shake or brush off loose dirt immediately.
- Spray Extremis Multi Cleaner.
- Use a soft brush and make circular movements.
- Let the suds soak in for a moment.
- Rinse thoroughly to remove all soap residue.
- Simply allow to dry.
- It's also possible to put the blanket and the pillow covers in a washing machine (max 40°C). Follow the cleaning instruction on the label.
- If the cushion has metal brackets, we recommend turning the cover inside out first to avoid damaging the washing machine. In this case, leave the zipper open about 10 cm.

### RECOMMENDED USE

- For Extremis Wood protector:

 1L	 0.5L	
3 to 5 wood care treatments for 180	1 to 3 wood care treatments for 180	200 - 300 ml for one Hopper picnic 180
2 to 4 wood care treatments for 240	1 to 2 wood care treatments for 240	250 - 350 ml for one Hopper picnic 240
2 to 3 wood care treatments for 300	1 to 2 wood care treatments for 300	300 - 400 ml for one Hopper picnic 300
1 to 2 wood care treatments for 360	1 wood care treatments for 360	350 - 500 ml for one Hopper picnic 360

## Warnings

### General

- Do not use any sharp tools to open the packaging.
- We strongly advise against using power tools.
- Tripping hazard, mind your step.
- Do not put out cigarettes on the table.
- Not graffiti proof.
- Do not leave children unattended whilst playing on the table.
- To avoid danger of suffocation, keep plastic bags away from babies and children.
- Colors can differ over years and from batch to batch.

### Product

- Do not drag the table, but carry it with minimum 2 people.
- The packaging material of the legs must stay intact, you need it to attach the legs to the tabletop.
- 180: max. 4 people or 705 lb per bench - 240: max. 5 people or 882 lb per bench - 300: max. 6 people or 1058 lb per bench - 360: max. 7 people or 1235 lb per bench.
- Regularly clean the flat surface of the legs.

### Wood

- When delivered, the wood is untreated.
- Wood is a natural material and its look is different for every slat, plank and tree.
- Wood will gradually become rougher and start to

turn grey as a consequence of exposure to the sun and rain. We recommend oiling the wood at regular intervals depending from location and general weather conditions.

- Clean regularly with mild detergent. Never use a high pressure cleaner as this will roughen the wood's smooth surface and irreparably damage the wood's fiber.
- Thorough cleaning with Extremis Wood Cleaner.
- We strongly recommend that you treat your wood with wood protector to protect it from stains - small cracks and crevices can also appear as part of this process. We strongly advise everyone to treat the furniture with our Wood Protector.

### Galvanized steel

- Galvanization will become less shiny when used outdoors.
- Flame retarding - NEN-EN13501-1 A1 - Class A1 products will not contribute to fire in any stage, including fully developed fire. For this reason, they are assumed to be capable of satisfying all requirements of all lower classes as well.
- Possible impurities in the immersion tank can cause black marks during galvanization, which are intrinsic to this industrial finishing technique.
- White marks on this zinc layer are also intrinsic to this procedure and will disappear when the furniture is put outdoors.

- This industrial finishing technique may result in a rougher surface. This is intrinsic to the process.

### Powder coating

- White powder coating requires more maintenance.
- Do not use abrasive scouring powders or scourers as they will scratch the surface.
- Color can fade to some extent when exposed to UV.
- Flame retarding - NEN-EN13501-1 A2-sl - Satisfying the same criteria as Class B for the SBI-test according to EN13823. In addition, under conditions of a fully developed fire these products will not significantly contribute to the fire load and fire growth.
- Dark colors can get very hot in sunny weather.

### Sunbrella

- Not waterproof, store inside!
- Shake or brush off loose dirt immediately.
- UV color fastness: 7/8 (ISO 105-B02).