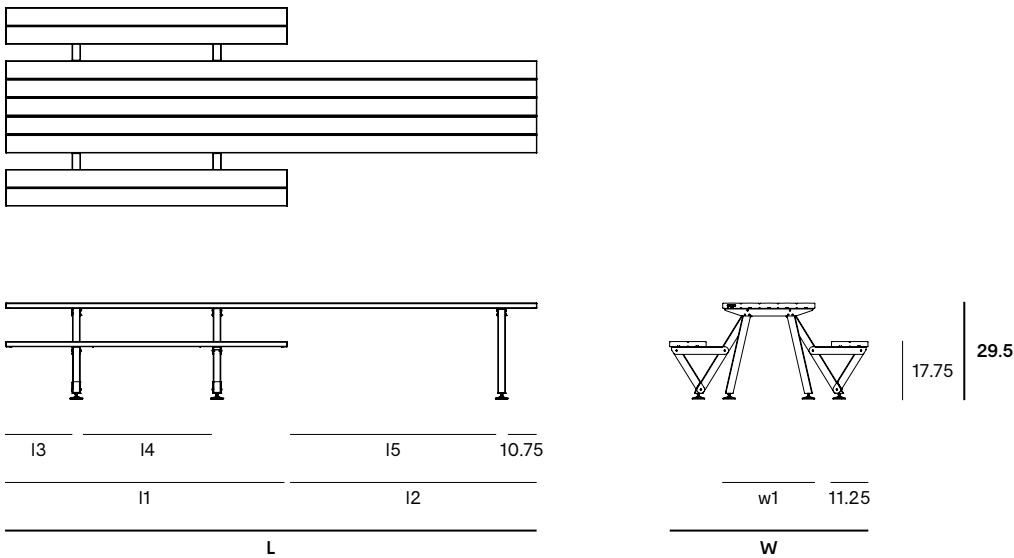




Dimensions

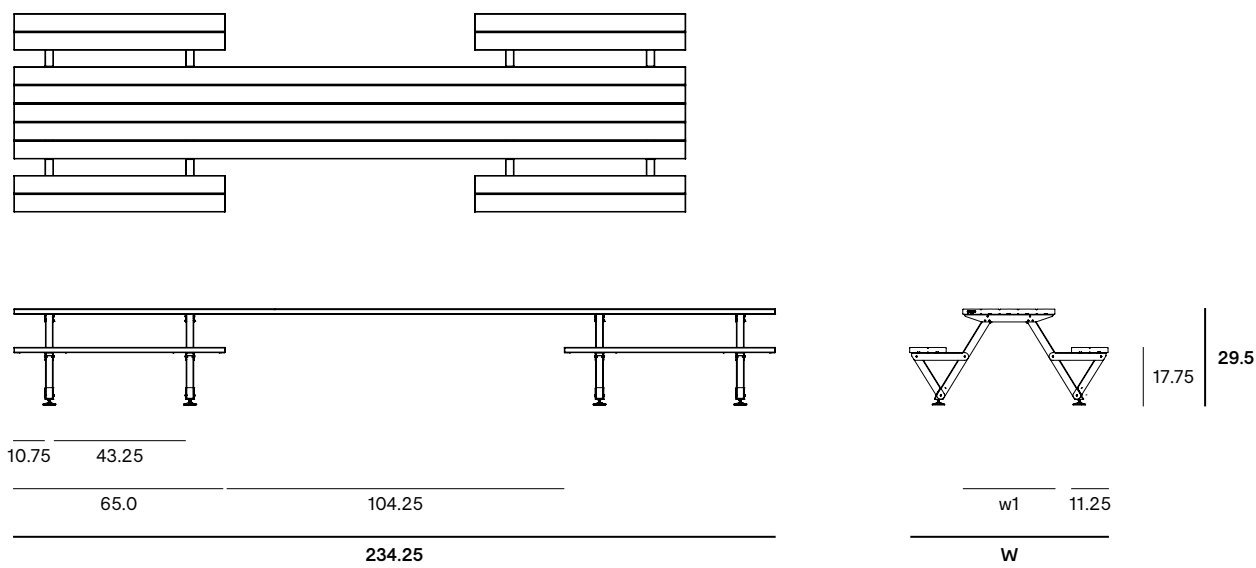
The Marina combo with three legs is available in 5 lengths and 2 widths



Dimensions (inch)	L	W 5 prof	W 6 prof	I1	I2	I3	I4	I5	w1 5 prof	w1 6 prof
Marina combo 141.75	141.75	60.5	67.0	65.0	76.75	10.75	43.25	66.0	28.25	34.25
Marina combo 163.5	163.5	60.5	67.0	86.5	76.75	21.75	43.25	66.0	28.25	34.25
Marina combo 185.0	185.0	60.5	67.0	108.25	76.75	21.75	65.0	66.0	28.25	34.25
Marina combo 191.0	191.0	60.5	67.0	86.5	104.25	21.75	43.25	93.5	28.25	34.25
Marina combo 234.25	234.25	60.5	67.0	130.0	104.25	21.75	86.5	93.5	28.25	34.25

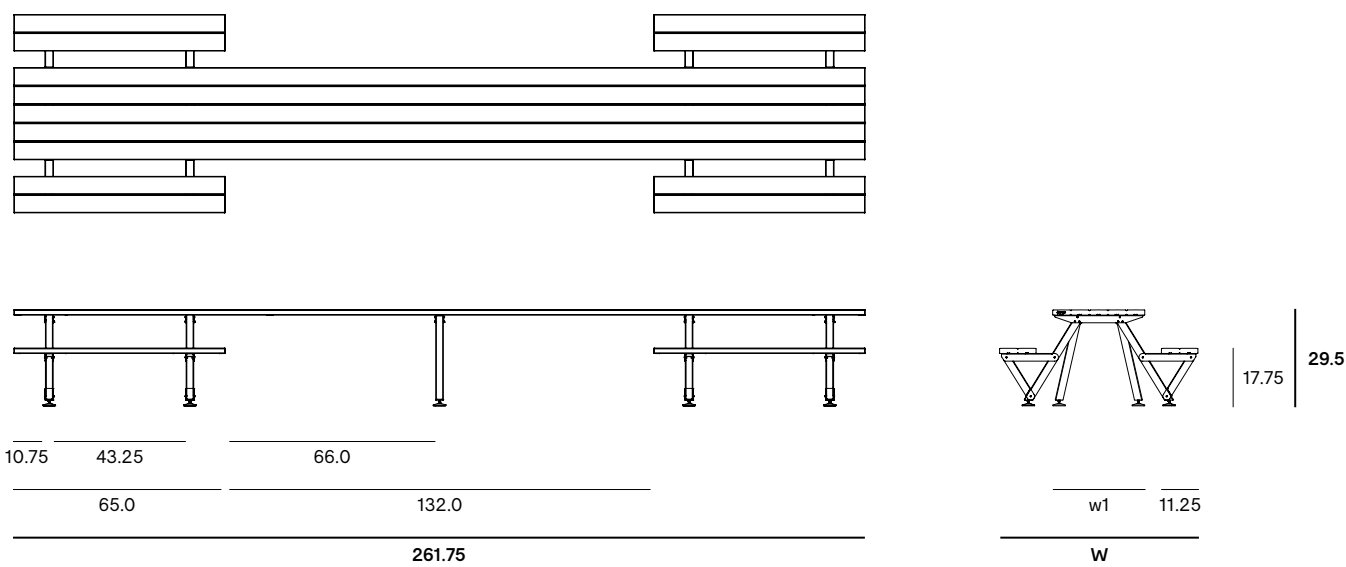
Dimensions

The Marina combo with four legs is available in one length and 2 widths



Dimensions (inch)	W 5 prof	W 6 prof	W1 5 prof	W1 6 prof
Marina combo 234.25	60.5	67.0	28.25	34.25

The Marina combo with five legs is available in one length and 2 widths



Dimensions (inch)	W 5 prof	W 6 prof	W1 5 prof	W1 6 prof
Marina combo 261.75	60.5	67.0	28.25	34.25

Box dimensions - Marina combo 3 legs

The Marina combo comes in 5 or 6 boxes

Box 1: 3 profiles



Box 2: 2 profiles



Box 3: 2 profiles for benches



Box 4: Set picnic legs + mounting kit



Box 5: Set table legs + mounting kit



Box 6: Endcaps (+ reinforcement profile) + mounting kit



Box dimensions (inch)		L	W	H	Qty	Volume (ft3)	Gross weight (lb)	Net weight (lb)	Packaging weight (lb)
Marina combo 141.75	Box 1	145.0	5.5	4.75	1	2.12	59.81	56.33	3.48
Tabletop width 28.25 inch	Box 2	145.0	5.5	3.25	1	1.41	40.39	37.54	2.84
	Box 3	68.0	5.5	3.25	2	1.41	39.86	37.92	2.38
	Box 4	34.25	8.5	3.0	2	1.06	73.19	69.67	3.53
	Box 5	34.25	5,75	3.0	1	0.35	19.62	17.86	1.76
	Box 6	34.25	5,75	3.0	1	0.35	8.42	7.54	0.88
Total:						6.70	241.29	226.86	14.87
Marina combo 141.75	Box 1	145.0	5.5	4.75	2	4,24	119.60	112.66	6.94
Tabletop width 34.25 inch	Box 2	145.0	5.5	3.25	2	1.41	40.30	37.92	2.38
	Box 3	34.25	8.5	3.0	2	1.06	75.84	72.31	7.53
	Box 4	34.25	5,75	3.0	1	0.35	20.94	19.18	17.76
	Box 5	34.25	5,75	3.0	1	0.35	10.16	9.28	0.88
Total:						7.41	266.84	251.35	35.49
Marina combo 163.5	Box 1	166.5	5.5	4.75	1	2,47	69.16	65.78	3.48
Tabletop width 28.25 inch	Box 2	166.5	5.5	3.25	1	1.77	46.63	43.78	2.84
	Box 3	89.75	5.5	3.25	2	1.77	55.93	52.84	3.09
	Box 4	34.25	8.5	3.0	2	1.06	73.19	69.67	3.53
	Box 5	34.25	5,75	3.0	1	0.35	19.62	17.86	1.76
	Box 6	34.25	5,75	3.0	1	0.35	8.42	7.54	0.88
Total:						7.77	272.95	257.47	15.58
Marina combo 163.5	Box 1	166.5	5.5	4.75	2	4.94	138.27	131.33	6.94
Tabletop width 34.25 inch	Box 2	89.75	5.5	3.25	2	1.77	55.93	52.84	3.09
	Box 3	34.25	8.5	3.0	2	1.06	75.84	72.31	7.53
	Box 4	34.25	5,75	3.0	1	0.35	20.94	19.18	17.76
	Box 5	34.25	5,75	3.0	1	0.35	10.16	9.28	0.88
Total:						8.47	301.14	284.94	36.2
Marina combo 185.0	Box 1	188.25	5.5	4.75	1	2.83	77.49	73.17	4.32
Tabletop width 28.25 inch	Box 2	188.25	5.5	3.25	1	1.77	52.29	48.77	3.53
	Box 3	111.5	5.5	3.25	2	2.12	66.58	62.83	3.75
	Box 4	34.25	8.5	3.0	2	1.06	73.19	69.67	3.53
	Box 5	34.25	5,75	3.0	1	0.35	19.62	17.86	1.76
	Box 6	34.25	5,75	3.0	1	0.35	8.42	7.54	0.88
Total:						8.48	297.59	279.84	17.77
Marina combo 185.0	Box 1	188.25	5.5	4.75	2	5.65	154.96	146.32	8.64
Tabletop width 34.25 inch	Box 3	111.5	5.5	3.25	2	2.12	66.58	62.83	3.75
	Box 4	34.25	8.5	3.0	2	1.06	75.84	72.31	7.53
	Box 5	34.25	5,75	3.0	1	0.35	20.94	19.18	17.76
	Box 6	34.25	5,75	3.0	1	0.35	10.16	9.28	0.88
Total:						9.53	328.48	309.92	38.56

Box dimensions - Marina combo 3 legs

The Marina combo comes in 5 or 6 boxes

Box 1: 3 profiles



Box 2: 2 profiles



Box 3: 2 profiles for benches



Box 4: Set picnic legs + mounting kit



Box 5: Set table legs + mounting kit



Box 6: Endcaps (+ reinforcement profile) + mounting kit



Box dimensions (inch)		L	W	H	Qty	Volume (ft3)	Gross weight (lb)	Net weight (lb)	Packaging weight (lb)
Marina combo 191.0	Box 1	194.0	5.5	4.75	1	2.83	82.36	78.04	4.32
Tabletop width 28.25 inch	Box 2	194.0	5.5	3.25	1	1.77	55.56	52.03	3.53
	Box 3	89.75	5.5	3.25	2	1.77	55.93	52.84	3.09
	Box 4	34.25	8.5	3.0	2	1.06	73.19	69.67	3.53
	Box 5	34.25	5,75	3.0	1	0.35	19.62	17.86	1.76
	Box 6	34.25	5,75	3.0	1	0.35	8.42	7.54	0.88
Total:						8.13	295.08	277.98	17.11
Marina combo 191.0	Box 1	194.0	5.5	4.75	2	6.0	164.75	156.11	8.64
Tabletop width 34.25 inch	Box 3	89.75	5.5	3.25	2	1.77	55.93	52.84	3.09
	Box 4	34.25	8.5	3.0	2	1.06	75.84	72.31	7.53
	Box 5	34.25	5,75	3.0	1	0.35	20.94	19.18	17.76
	Box 6	34.25	5,75	3.0	1	0.35	10.16	9.28	0.88
Total:						9.53	327.62	309.72	37.9
Marina combo 234.25	Box 1	237.5	5.5	4.75	1	3.53	95.35	90.19	5.16
Tabletop width 28.25 inch	Box 2	237.5	5.5	3.25	1	2,47	64.35	60.12	4.23
	Box 3	133.0	5.5	3.25	2	2.83	77.29	72.82	4.48
	Box 4	34.25	8.5	3.0	2	1.06	73.19	69.67	3.53
	Box 5	34.25	5,75	3.0	1	0.35	19.62	17.86	1.76
	Box 6	34.25	5,75	3.0	1	0.35	8.42	7.54	0.88
Total:						10.59	338.22	318.20	20.04
Marina combo 234.25	Box 1	237.5	5.5	4.75	2	7.06	190.72	180.38	10.34
Tabletop width 34.25 inch	Box 3	133.0	5.5	3.25	2	2.83	77.29	72.82	4.48
	Box 4	34.25	8.5	3.0	2	1.06	75.84	72.31	7.53
	Box 5	34.25	5,75	3.0	1	0.35	20.94	19.18	17.76
	Box 6	34.25	5,75	3.0	1	0.35	10.16	9.28	0.88
Total:						11.65	374.95	353.97	40.99

Box dimensions - Marina combo 4 legs

The Marina combo comes in 5 or 6 boxes

Box 1: 3 profiles



Box 2: 2 profiles



Box 3: 2 profiles for benches



Box 4: Set picnic legs + mounting kit



Box 6: Endcaps (+ reinforcement profile) + mounting kit



Box 7: Endcaps + mounting kit



Box dimensions (inch)		L	W	H	Qty	Volume (ft3)	Gross weight (lb)	Net weight (lb)	Packaging weight (lb)
Marina combo 234.25	Box 1	237.5	5.5	4.75	1	3.53	95.34	90.19	5.16
Tabletop width 28.25 inch	Box 2	237.5	5.5	3.25	1	2,47	64.35	60.12	4.23
	Box 3	68.0	5.5	3.25	4	2.83	85.54	78.48	7.05
	Box 4	34.25	8.5	3.0	4	1.06	146.39	139.33	7.05
	Box 6	34.25	5,75	3.0	1	0.35	8.42	7.54	0.88
	Box 7	34.25	5,75	3.0	1	0.35	6.83	19.18	0.88
Total:						10.59	406.87	394.84	25.25
Marina combo 234.25	Box 1	237.5	5.5	4.75	2	7.06	190.72	180.38	10.34
Tabletop width 34.25 inch	Box 3	68.0	5.5	3.25	4	2.83	85.54	78.48	7.05
	Box 4	34.25	8.5	3.0	4	2.12	151.68	144.62	7.05
	Box 6	34.25	5,75	3.0	1	0.35	10.16	9.28	0.88
	Box 7	34.25	5,75	3.0	1	0.35	8.42	7.54	0.88
Total:						12.71	446.52	420.30	26.20

Box dimensions - Marina combo 5 legs

The Marina combo comes in 5 or 6 boxes

Box 1: 3 profiles



Box 2: 2 profiles



Box 3: 2 profiles for benches



Box 4: Set picnic legs + mounting kit



Box 5: Set table legs + mounting kit



Box 6: Endcaps (+ reinforcement profile) + mounting kit



Box dimensions (inch)		L	W	H	Qty	Volume (ft3)	Gross weight (lb)	Net weight (lb)	Packaging weight (lb)
Marina combo 261.75	Box 1	265.0	5.5	4.75	1	3.88	129.19	118.39	10.80
Tabletop width 28.25 inch	Box 2	265.0	5.5	3.25	1	2.83	85.98	78.93	7.05
	Box 3	68.0	5.5	3.25	4	2.83	85.54	78.48	7.05
	Box 4	34.25	8.5	3.0	4	2.12	146.39	139.33	7.05
	Box 5	34.25	5,75	3.0	1	0.35	19.62	17.86	1.76
	Box 6	34.25	5,75	3.0	1	0.35	8.42	7.54	0.88
Total:						12.36	475.14	440.53	34.59
Marina combo 261.75	Box 1	265.0	5.5	4.75	2	8.12	258.38	236.78	21.61
Tabletop width 34.25 inch	Box 2	68.0	5.5	3.25	4	2.83	85.54	78.48	7.05
	Box 3	34.25	8.5	3.0	4	2.12	151.67	144.62	7.05
	Box 4	34.25	5,75	3.0	1	0.35	20.94	19.18	1.76
	Box 5	34.25	5,75	3.0	1	0.35	10.16	9.28	0.88
Total:						13.77	526.69	488.34	38.35

Floor fastening

The floor fastening is available in one version

Floor fastening box

The floor fastening comes in 1 box

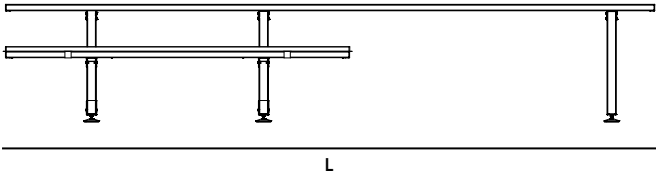
Box 8: Floor fastening



Box dimensions (inch)		L	W	H	Qty	Volume (ft3)	Gross weight (lb)	Net weight (lb)	Packaging weight (lb)
Floor fastening	Box 8	8.0	5.75	6.0	1	0,35	0,66	0,51	0,15

Cushion

The cushions are available in 3 lengths

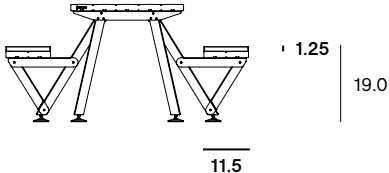


Cushion bag

The cushions come in 1 plastic bag

Bag 1: cushion

Dimensions (inch)	L
Cushion 165 cm	65.0
Cushion 220 cm	86.5
Cushion 275 cm	108.25

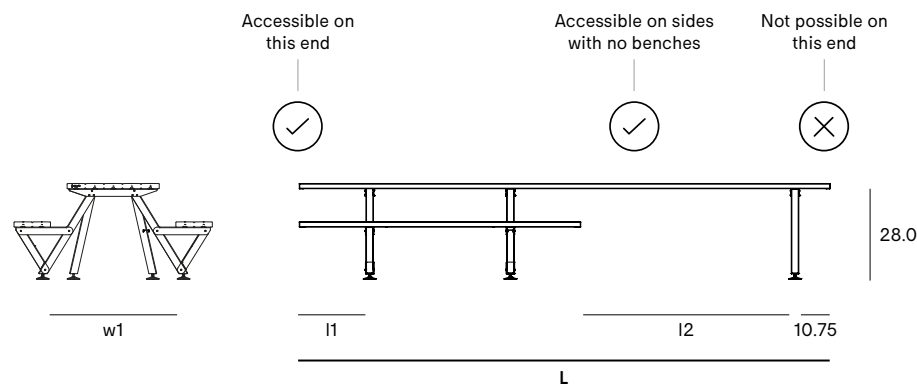


Box dimensions (inch)		L	W	H	Qty	Volume (ft3)	Gross weight (lb)	Net weight (lb)	Packaging weight (lb)
Cushion 165 cm	Bag 1	65.0	11.5	1.25	1	0,35	4.43	4.41	0,02
Cushion 220 cm	Bag 1	86.5	11.5	1.25	1	0,71	6.0	5.95	0,02
Cushion 275 cm	Bag 1	108.25	11.5	1.25	1	0,71	7.52	7.50	0,02

Wheelchair accessibility dimensions

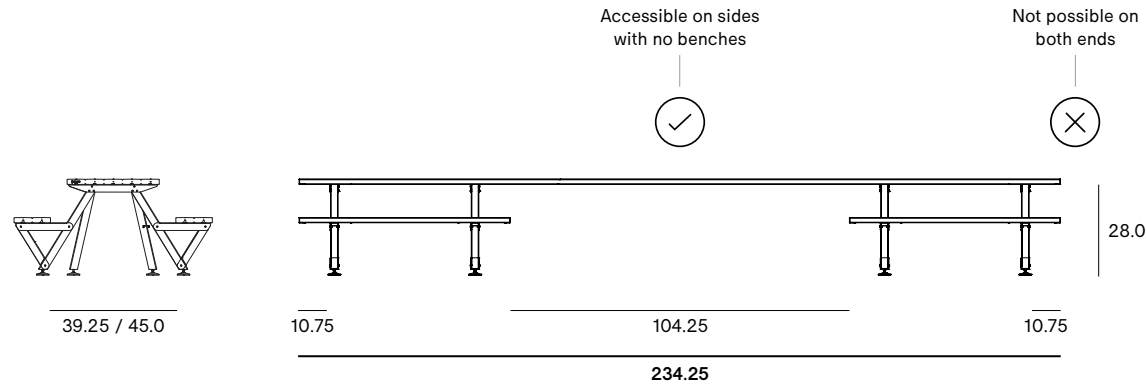
As specifications for wheelchair accessibility vary around the world, please review the dimensions below to ensure the measurements of each solution meet the specifications of your local requirements

The Marina combo with three legs is wheelchair accessible

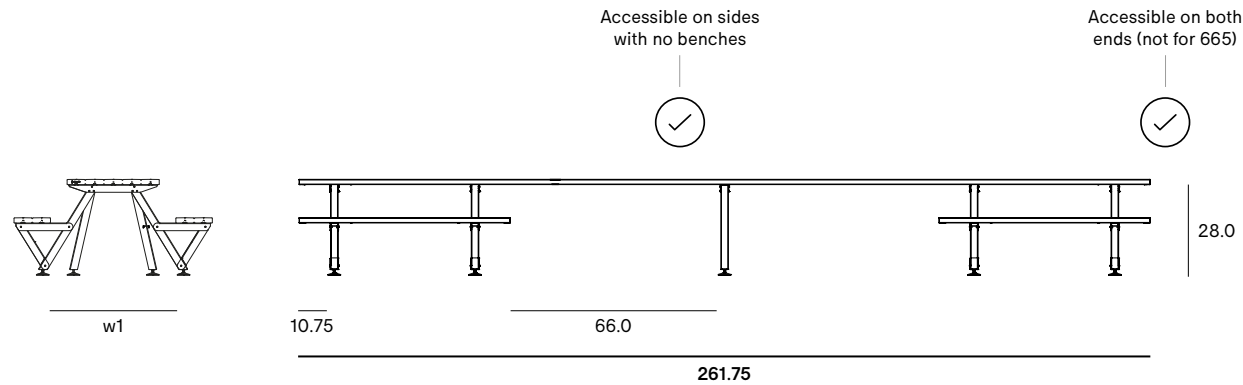


Dimensions (inch)	L	l1	l2	w1 5 prof	w1 6 prof
Marina combo 141.75	141.75	10.75	66.0	39.25	45.0
Marina combo 163.5	163.5	21.75	66.0	39.25	45.0
Marina combo 185.0	185.0	21.75	66.0	39.25	45.0
Marina combo 191.0	191.0	21.75	93.5	39.25	45.0
Marina combo 234.25	234.25	21.75	93.5	39.25	45.0

The Marina combo with four legs is wheelchair accessible



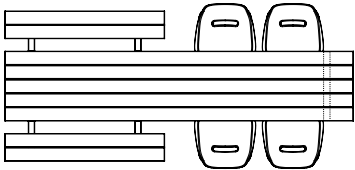
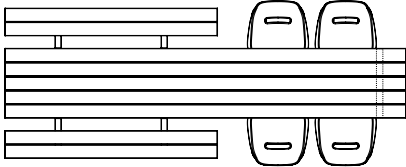
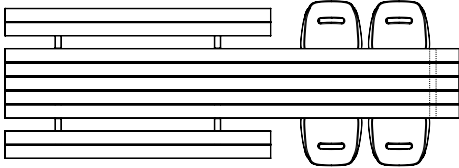
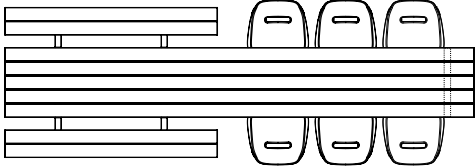
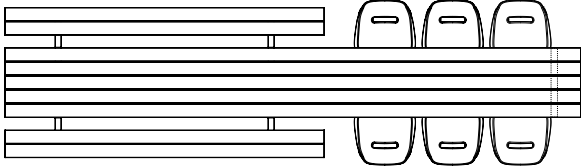
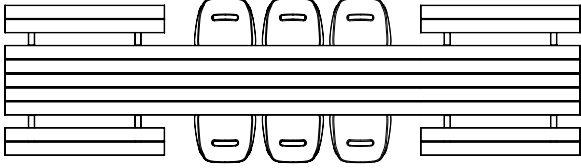
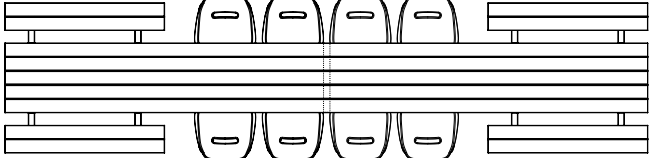
The Marina combo with five legs is wheelchair accessible



Dimensions (inch)	w1 5 prof	w1 6 prof
Marina combo 261.75	39.25	45.0

Marina combo + Captain's Chairs


How many people can sit on a Marina picnic?

3 legs	141.75 in 10 people (4 Chairs)	
	163.5 in 12 people (4 Chairs)	
	185.0 in 14 people (4 Chairs)	
	191.0 in 14 people (6 Chairs)	
	234.25 in 18 people (6 Chairs)	
4 legs	234.25 in 18 people (6 Chairs)	
5 legs	261.75 in 20 people (8 Chairs)	

Materials & colors

Check price list or www.extremis.com for current materials & colors

Tabletop, benches legs & endcaps



Off white (RAL9002)
Structured powder coating



Verdigris
Structured powder coating




Reed green (RAL6013)
Structured powder coating




Copper brown (RAL8004)
Structured powder coating

Sunbrella® cushions



Grey chiné
Sunbrella Natté




Dark taupe
Sunbrella Natté



Marble
Sunbrella Lopi



Leaf green
Sunbrella Heritage



Rust
Sunbrella Heritage



Materials	Key facts	Thickness inch	Layer thickness micron	Density	In/outdoor	Water	UV color fastness	Flame retarding
Coated fiberglass tabletop & benches	<ul style="list-style-type: none"> Made with pultrusion technique: a non-stop process of fibre glass wires pulled through a bath of polyester Strong Lightweight 	0,10	n.a.	0,11 10 ⁹ lb/ft ³	Outdoor & indoor	n.a.	Very good: color can fade to some extent when exposed to UV	/
Structured powder coated zinc steel legs	<ul style="list-style-type: none"> Easy to clean Electro galvanized (for extra protection against rust), then powder coated More scratch-resistant than non structured powder coating 	0,11	100	0,47 10 ⁹ lb/ft ³	Outdoor & indoor	n.a.	Very good: color can fade to some extent when exposed to UV	NEN-EN13501-1 A1 *
Polyamide feet	<ul style="list-style-type: none"> Injection-moulded nylon Adjustable in height and surface 	n.a.	n.a.	0,07 10 ⁹ lb/ft ³	Outdoor & indoor	n.a.	Very good	/
Sunbrella® cushions	<ul style="list-style-type: none"> 100% Sunbrella Acrylic Best outdoor fabric available for making cushions Dirt repellent Not waterproof, store inside! Machine washable at max. 30°C. Ironing restores the protective layer 	0,02	n.a.	9,17 oz/ft ²	Outdoor & indoor	The fabric has a water column of 350 mm (EN 20811)	7/8 (ISO 105-B02)	/

NEN-EN13501-1 A1

Class A1 products will not contribute to fire in any stage, including fully developed fire. For this reason, they are assumed to be capable of satisfying all requirements of all lower classes as well.







Warranty

Our quality promise, made solid. Material based warranty.

Each material has unique properties, and the warranty covers issues specific to each. Steel should not rust, coatings should not peel, and wood should not rot. We have outlined the warranty coverage for all materials in our Warranty Chart for your convenience.

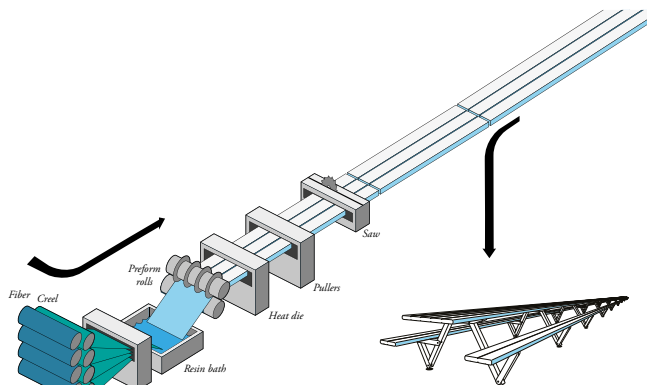
Based on our 30 years of expertise with wood, fabrics and metals, we now offer 5 to 15 years warranty.

	<p>GALVANIZED STEEL</p> <p>Enjoy an impressive 15-year warranty on all galvanized steel parts. We proudly use this exceptional Cradle to Cradle certified technique to protect steel from rusting, incorporating it into nearly all our designs.</p>
	<p>COATED METALS, STAINLESS STEEL, WOOD AND SUNBRELLA</p> <p>We offer a comprehensive 5-year warranty on all powder coated metal parts, stainless steel components, wooden parts, and Sunbrella fabrics. This extension ensures that all key materials of our products are covered</p>

						
	Galvanized steel	Stainless steel	Coated metals	Wood species	Sunbrella fabrics	Other materials
Structural — Functional	15 years	5 years	5 years	5 years	5 years	2 years
Rust	15 years	5 years	5 years			
Wood rot				5 years		
Cracks				5 years for cracks > 4 mm		
Terms apply: Please read our commercial warranty statement here						

Good to know

- 21.5 inch bench space / person - 27.5 inch chair space / person.
- The average transport volume is 6.0 ft³ / person, which is really low.
- Fiberglass reinforced polyester resin material is made with the so-called pultrusion technique. Pultrusion is a non-stop process of pulling fiberglass wires through a bath of polyester resin and letting them harden in a matrix afterwards to get their final shape.
- Main advantages of this material are its strength and low weight.



- Marina combo comes perfectly with Captain's Chairs.



Maintenance

www.extremis.com/maintenance

POWDER COATED PARTS

- Use Extremis multi cleaner, a 100% biodegradable detergent or common kitchen cleaning products. Avoid using aggressive products. These surfaces are best cleaned with a neutral cleaning product diluted in water.

SUNBRELLA

- Shake or brush off loose dirt immediately.
- Spray Extremis Multi Cleaner.
- Use a soft brush and make circular movements.
- Let the suds soak in for a moment.
- Rinse thoroughly to remove all soap residue.
- Simply allow to dry.
- It's also possible to put the blanket and the pillow covers in a washing machine (max 40°C). Follow the cleaning instruction on the label.
- If the cushion has metal brackets, we recommend turning the cover inside out first to avoid damaging the washing machine. In this case, leave the zipper open about 4 inch.

F.A.Q.

Q: What is the biggest size possible?

A: We have produced a 1181 inch table, the only problem is transport. We can deliver tables up to 236.25 inch without extra costs.

Q: Are the legs corrosion-resistant?

A: The legs are first galvanized, and powder-coated afterwards. This way, we have a double protection layer.

Q: Can we make different combinations?

A: The combinations on the previous pages are only suggestions. The only limit is your own imagination.

Floor fastening

Marina combo comes with an optional floor fastening set. Find more instructions in the manual.



Warnings ⚠

General

- Do not use any sharp tools to open the packaging.
- We strongly advise against using power tools.
- Tripping hazard, mind your step.
- Do not put out cigarettes on the table.
- Not graffiti proof.
- Do not leave children unattended whilst playing on the table.
- To avoid danger of suffocation, keep plastic bags away from babies and children.
- Colors can differ over years and from batch to batch.

Product

- Do not drag the table, but carry it with minimum 2 people.
- Anchoring the product has to be done by qualified people.

- For anchoring: use suitable bolts or screws from a specialized store depending on the material your terrace is made of.
- We strongly advise you against standing on top of the table! A concentrated load can cause small perceptible cracks in the profiles that might be visually annoying, although they do not affect the strength of the table in any way.
- For table with 3 legs or more, we recommend using trestles to attach the table leg assemblies to the tabletop, instead of keeping it upside down.

Coated fiberglass

- Do not use abrasive scouring powders or scourers as they will scratch the surface.
- Color can fade to some extent when exposed to UV.
- Dark colors can get very hot in sunny weather.

Powder coating

- White powder coating requires more maintenance.
- Do not use abrasive scouring powders or scourers as they will scratch the surface.
- Color can fade to some extent when exposed to UV.
- Flame retarding - NEN-EN13501-1 A2-s1 - Satisfying the same criteria as Class B for the SBI-test according to EN13823. In addition, under conditions of a fully developed fire these products will not significantly contribute to the fire load and fire growth.
- Dark colors can get very hot in sunny weather.

Sunbrella

- Not waterproof, store inside!
- Shake or brush off loose dirt immediately.
- UV color fastness: 7/8 (ISO 105-B02).

The content of this document, in particular the mentioned models, is protected by copyrights and/or design rights. The present document and its content is communicated to you for information purposes only. Any partial or total reproduction or any other use without our prior written permission is strictly prohibited. This technical sheet remains subject to possible changes. All dimensions are in inch, unless mentioned otherwise. Extremis is not responsible for the errors in the documentation of products. All measurements are approximate and are provided for informational purposes only.

**Tech
sheet**
20250611