

Sensu quattro diamond

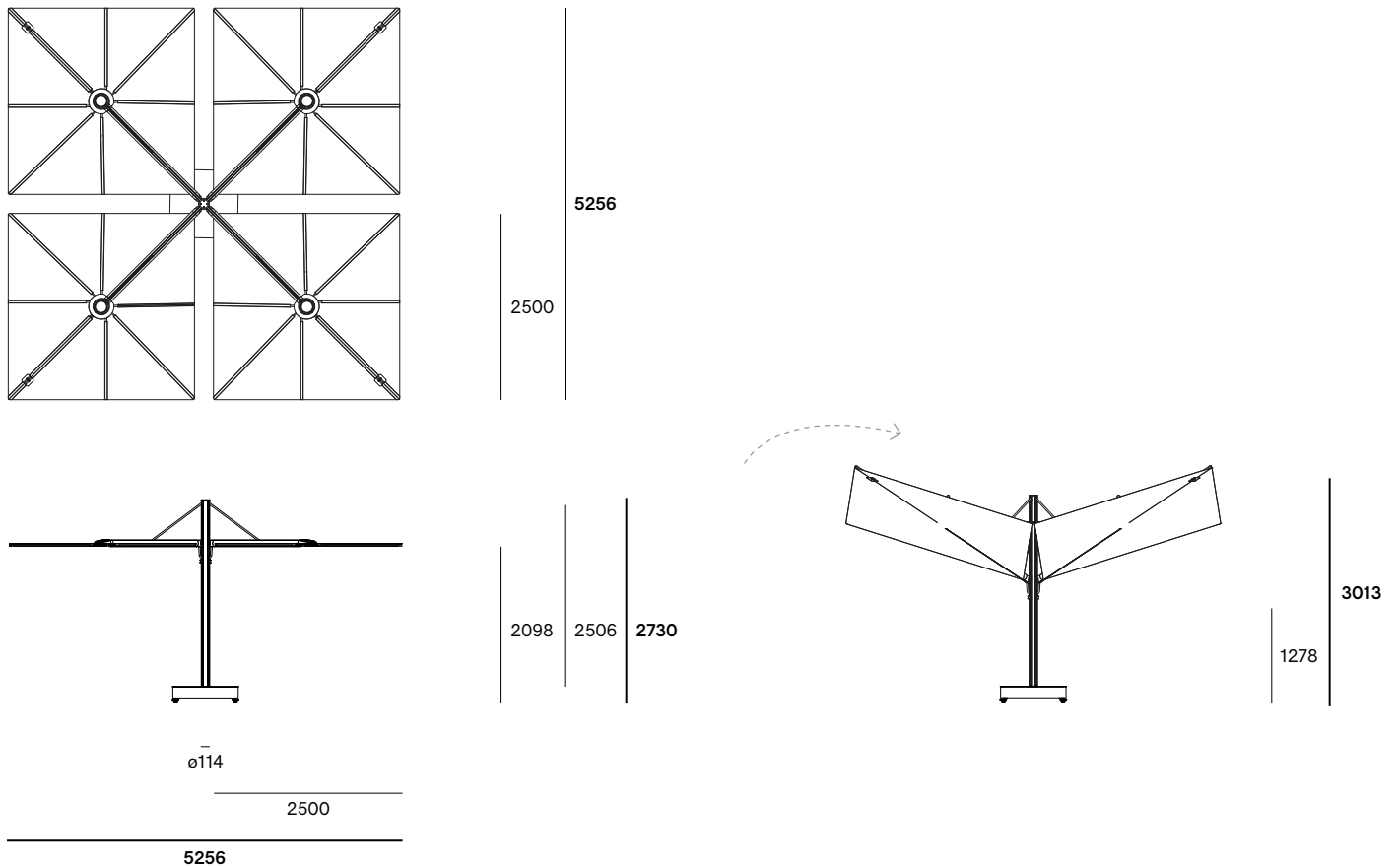
extremis®

© Design by Dirk Wynants for Extremis, 2022



Dimensions

The Sensu quattro diamond is available in one dimension
In combination with the wheel base



Box dimensions

The Sensu quattro diamond comes in 7 boxes


Box 1: Shade pole



Box 2: Shade arm (x4)




Box 3: Cover



Box dimensions (mm)		L	W	H	Qty	Volume (m3)	Gross weight (kg)	Net weight (kg)	Packaging weight (kg)
Sensu quattro diamond	Box 1	2750	330	360	1	0,33	32,00	29,00	3,00
	Box 2	2310	200	360	4	0,67	96,00	86,00	10,00
	Box 3	2650	140	140	1	0,05	4,00	1,50	2,50
Total:						1,05	132,00	116,50	15,50

Wheel base dimensions

The wheel base is available in one dimension



888

221

Box dimensions

The wheel base comes in 1 box

Box 2: Wheel base



Box dimensions (mm)		L	W	H	Qty	Volume (m3)	Gross weight (kg)	Net weight (kg)	Packaging weight (kg)
Wheel base	Box 2	950	950	200	1	0,18	31,00	30,00	1,00

Purchase from Extremis

The concrete weights (153 kg) are optional and not included with the wheel base.

In case the weights are ordered, they are stacked on a pallet.

Large tiles: 8 pieces - 115 kg - 400 x 400 x 37 mm

Top layer tiles: 28 pieces - 38 kg - 200 x 80 x 40 mm

Specifications for own purchase

Minimum total weight requirements 150 kg

Recommended base tile dimensions

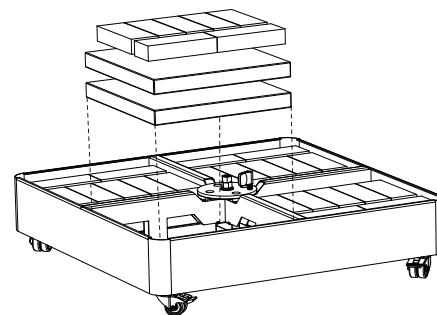
(8 pieces = 115 kg)

	Minimum	Maximum
Size	380 x 380	400 x 400
Thickness	37	45

Recommended top layer tiles dimensions


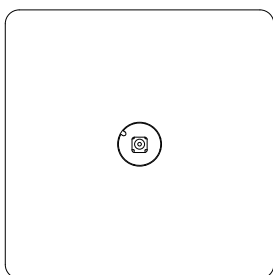
(+/- 38 kg)

	Maximum
Size	300 x 300
Thickness	40



Base with feet

The feet base is available in one dimension
The wheels are standard for the base, optional feet are available



Box dimensions

The feet base comes in 1 box

Box 2: Wheel base

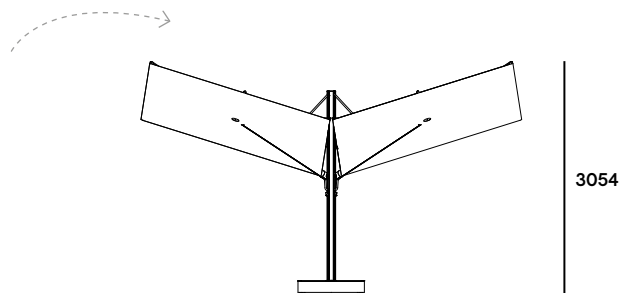

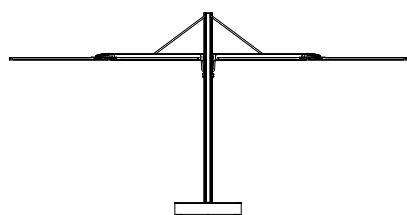

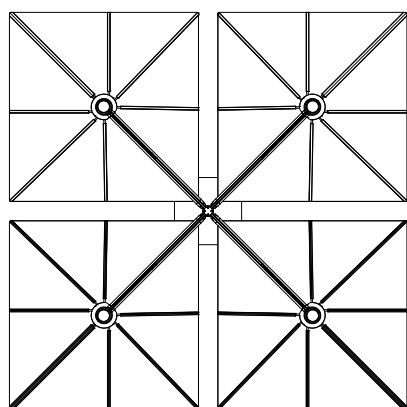


Box 3: Feet



Box dimensions (mm)		L	W	H	Qty	Volume (m ³)	Gross weight (kg)	Net weight (kg)	Packaging weight (kg)
Wheel base	Box 2	950	950	200	1	0,18	31,00	30,00	1,00
	Box 3	370	350	400	1	0,05	0,60	0,50	0,10
						0,23	31,60	30,50	1,10

In combination with the feet base



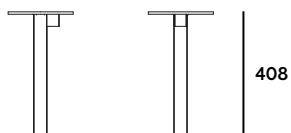
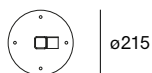
ø114

2500

5256

Permanent fixation dimensions

The permanent fixation is available in one dimension



Box dimensions (mm)		L	W	H	Qty	Volume (m ³)	Gross weight (kg)	Net weight (kg)	Packaging weight (kg)
Permanent fixation	Box 7	220	220	550	1	0,03	10,00	9,50	0,50

Permanent fixation box dimensions

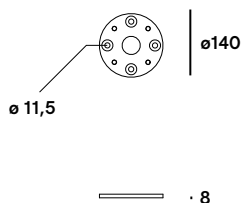
The permanent fixation comes in 1 box

[Box 7: permanent fixation](#)



Floor fastening dimensions

The floor fastening is available in one dimension



Floor fastening box dimensions

The floor fastening comes in 1 box

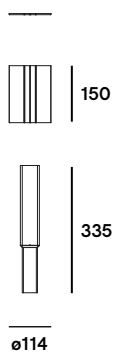
[Box 5: floor fastening](#)



Box dimensions (mm)		L	W	H	Qty	Volume (m ³)	Gross weight (kg)	Net weight (kg)	Packaging weight (kg)
Floor fastening	Box 5	200	200	150	1	0,01	5,20	5,00	0,20

Pole extension dimensions

The pole extension is available in one dimension



Floor fastening box dimensions

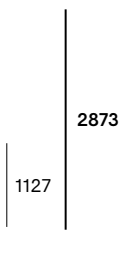
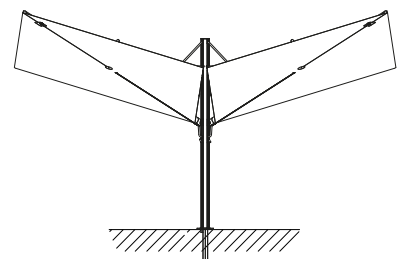

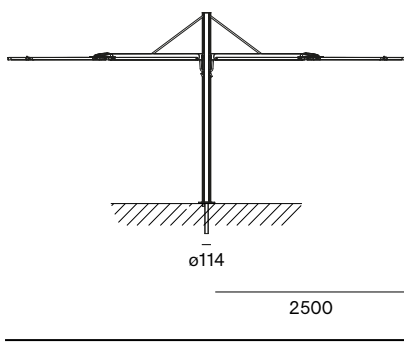

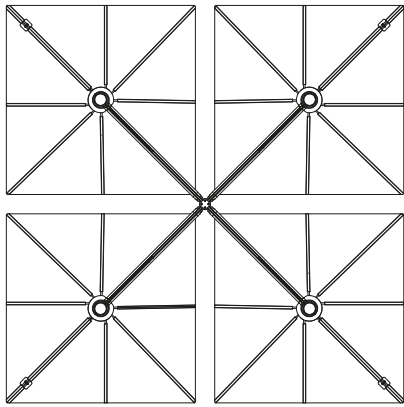
The pole extension comes in 1 box

[Box 9: pole extension](#)



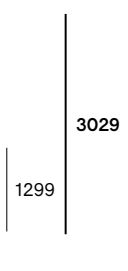
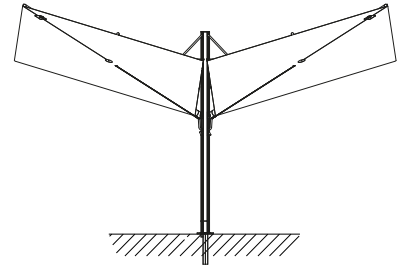
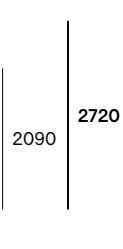
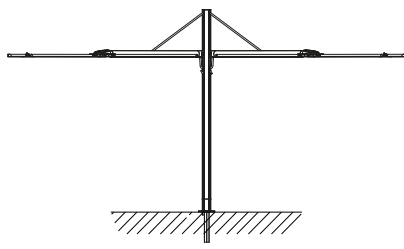

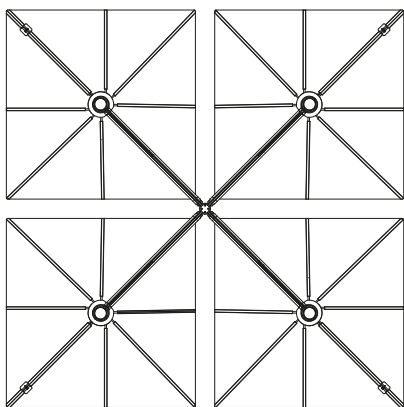
Box dimensions (mm)		L	W	H	Qty	Volume (m ³)	Gross weight (kg)	Net weight (kg)	Packaging weight (kg)
Pole extension	Box 9	400	140	140	1	0,01	4,00	3,80	0,20

In combination with the permanent fixation

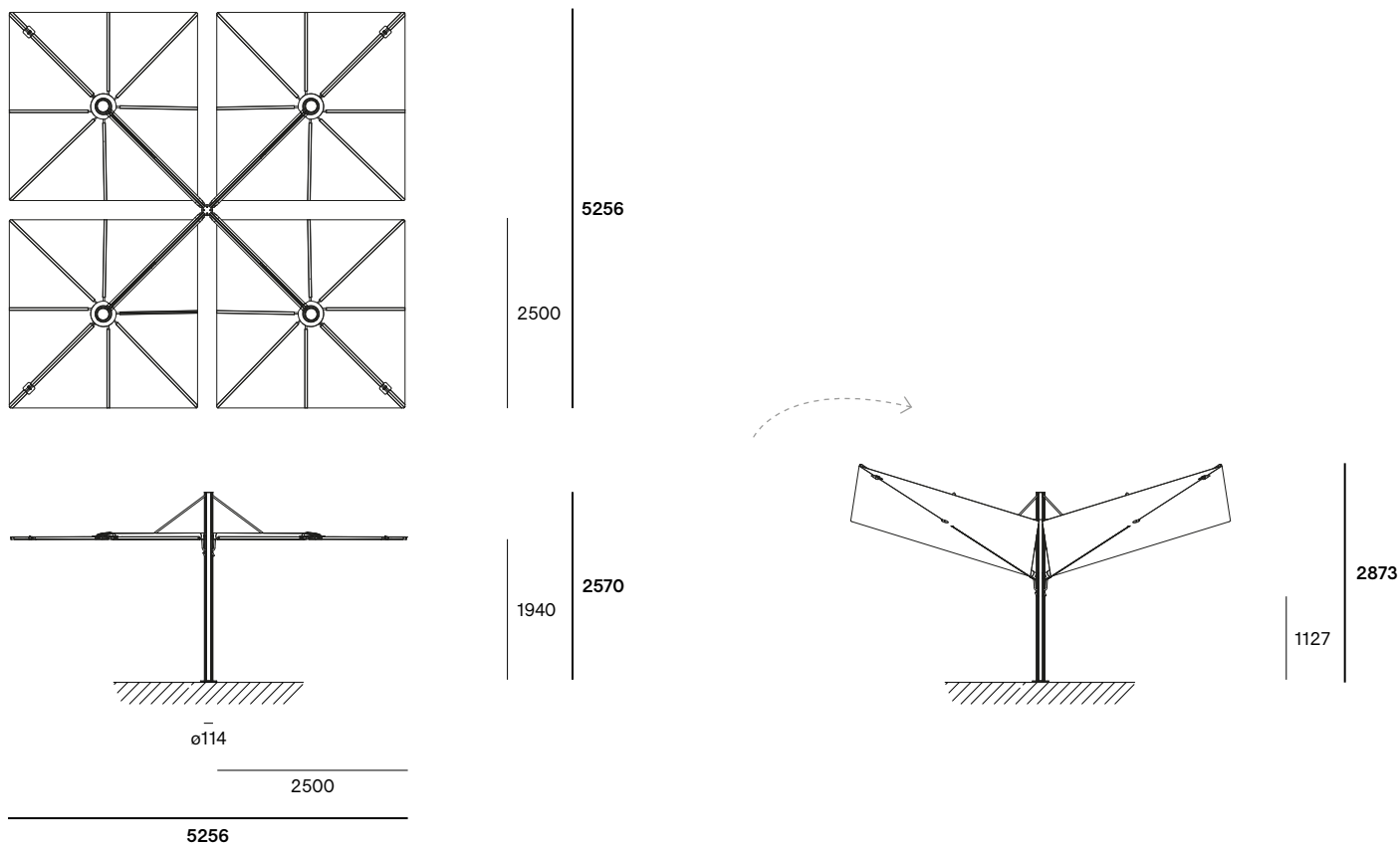


In combination with the permanent fixation & pole extension

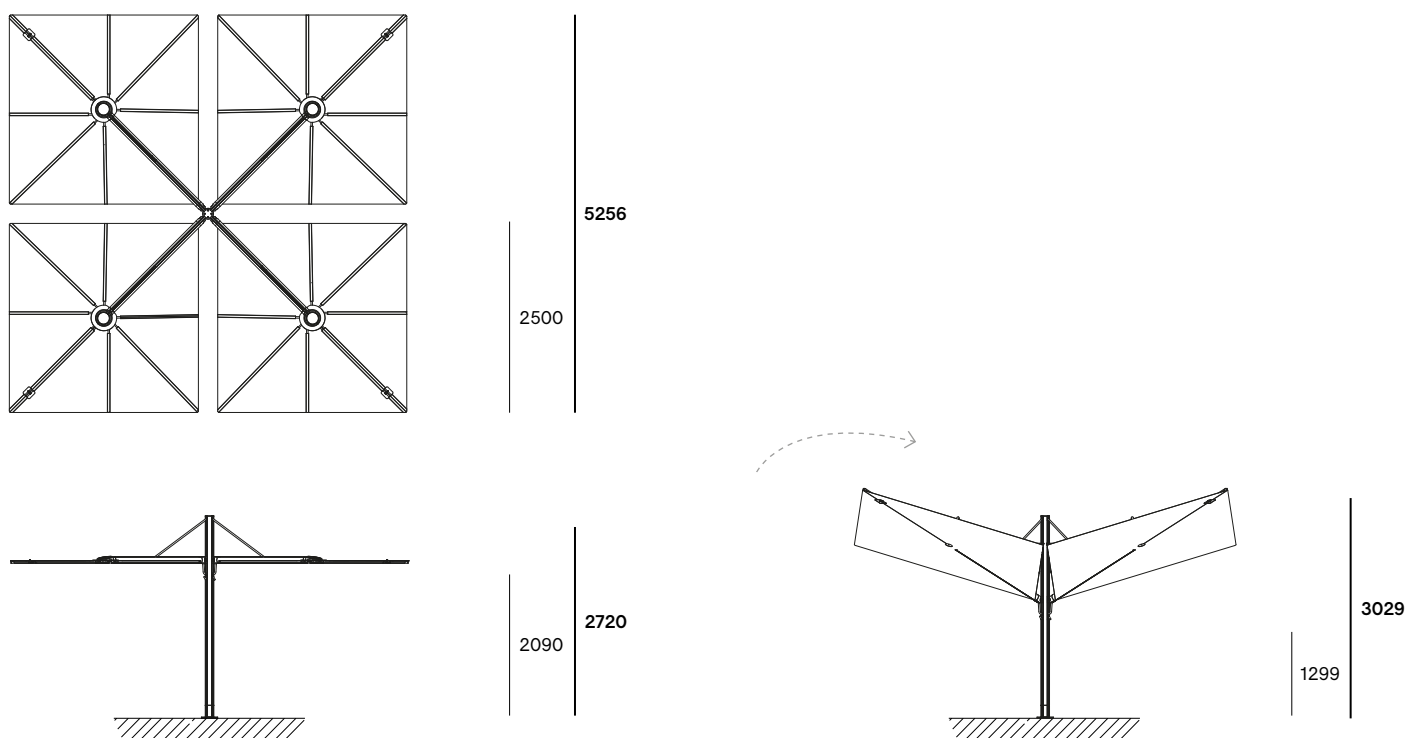
(It is highly recommended to use the pole extension when using the permanent fixation, to increase the height by 15 cm to ensure head clearance)



In combination with floor fastening




In combination with floor fastening & pole extension
(It is highly recommended to use the pole extension when using the floor fastening, to increase the height by 15 cm to ensure head clearance)



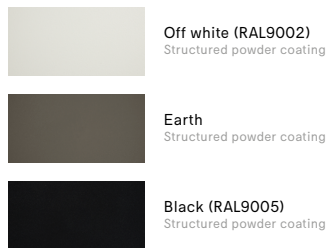
Materials & colors

Check price list or www.extremis.com for current materials & colors

Fabric



Pole & base



Materials	Key facts	Thickness mm	Layer thickness micron	Density	In/outdoor	Water	UV color fastness	Flame retarding
Sunbrella fabric	<ul style="list-style-type: none"> 100% solution dyed Acrylic Dirt repellent Not waterproof 	0,50	n.a.	255 g/m ²	Outdoor & indoor	The fabric has a water column of 350 mm (EN 20811)	7/8 (ISO 105-B02)	/
Structured powder coated aluminium pole	<ul style="list-style-type: none"> A technique of applying dry paint to a part Electrostatically charged and sprayed onto the object More scratch-resistant than non structured powder coating 	2 - 4	50 - 100	2,70 10 ³ kg/m ³	Outdoor & indoor	n.a.	Very good: color can fade to some extent when exposed to UV	NEN -EN13501-1 A2-s1 **
Stainless steel 316 handle	<ul style="list-style-type: none"> High rust resistance Periodical maintenance required 	2 - 5	n.a.	8,00 10 ³ kg/m ³	Outdoor & indoor	n.a.	Very good	NEN -EN13501-1 A1*
Fiberglass balleens	<ul style="list-style-type: none"> Made with pultrusion technique: a non-stop process of fiberglass wires pulled through a bath of polyester Strong Lightweight 	16	n.a.	0,45 10 ³ kg/m ³	Outdoor & indoor	n.a.	Very good: color can fade to some extent when exposed to UV	/
Aluminium balleen supports	<ul style="list-style-type: none"> A process aimed at thickening the existing aluminium oxide layer Thickest layer of protection 	2	50 - 100	2,70 10 ³ kg/m ³	Outdoor & indoor	n.a.	Very good	NEN -EN13501-1 A1*
Structured powder coated steel base	<ul style="list-style-type: none"> A technique of applying dry paint to a part Electrostatically charged and sprayed onto the object More scratch-resistant than non structured powder coating 	2 - 4	50 - 100	2,70 10 ³ kg/m ³	Outdoor & indoor	n.a.	Very good: color can fade to some extent when exposed to UV	NEN -EN13501-1 A2-s1 **
Cover	<ul style="list-style-type: none"> 100% polyester Polyuréthane coating Breathable, so not 100% waterproof 	0,50	n.a.	240 g/m ²	Outdoor & indoor	Water repellent & breathable	6-8/8 (ISO 105-B02)	/

NEN-EN13501-1 A1

Class A1 products will not contribute to fire in any stage, including fully developed fire. For this reason, they are assumed to be capable of satisfying all requirements of all lower classes as well.

NEN-EN13501-1 A2-s1



Satisfying the same criteria as class B for the SBI-test according to EN 13823. In addition, under conditions of a fully developed fire these products will not significantly contribute to the fire load and fire growth


Warranty

Our quality promise, made solid. Material based warranty.

Each material has unique properties, and the warranty covers issues specific to each. Steel should not rust, coatings should not peel, and wood should not rot. We have outlined the warranty coverage for all materials in our Warranty Chart for your convenience.

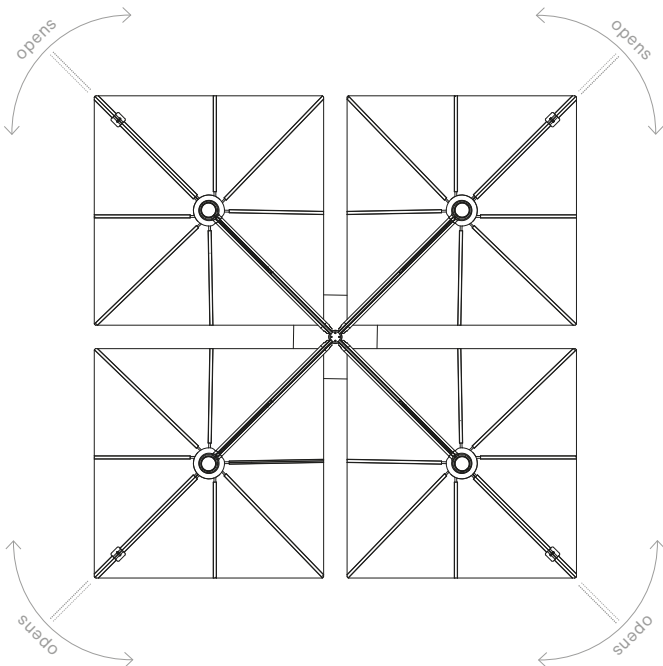
Based on our 30 years of expertise with wood, fabrics and metals, we now offer 5 to 15 years warranty.

	<p>GALVANIZED STEEL Enjoy an impressive 15-year warranty on all galvanized steel parts. We proudly use this exceptional Cradle to Cradle certified technique to protect steel from rusting, incorporating it into nearly all our designs.</p>
	<p>COATED METALS, STAINLESS STEEL, WOOD AND SUNBRELLA We offer a comprehensive 5-year warranty on all powder coated metal parts, stainless steel components, wooden parts, and Sunbrella fabrics. This extension ensures that all key materials of our products are covered</p>

						
	Galvanized steel	Stainless steel	Coated metals	Wood species	Sunbrella fabrics	Other materials
Structural — Functional	15 years	5 years	5 years	5 years	5 years	2 years
Rust	15 years	5 years	5 years			
Wood rot				5 years		
Cracks				5 years for cracks > 4 mm		
Terms apply: Please read our commercial warranty statement here						

Good to know

- Sensu duo square opens like a fan from the center.
- Not possible to tilt the shade 90 degrees when both shades are opened.
- The diameter of the pole is $\varnothing 114$ cm
- The shade cover is included.
- The wheels are standard for the base, optional feet are available



Maintenance

www.extremis.com/maintenance

POWDER COATED PARTS

- Use Extremis multi cleaner, a 100% biodegradable detergent or common kitchen cleaning products. Avoid using aggressive products. These surfaces are best cleaned with a neutral cleaning product diluted in water.

SUNBRELLA FABRIC

- Shake or brush off loose dirt immediately.
- Spray Extremis multi cleaner.
- Use a soft brush and make circular movements.
- Let the suds soak in for a moment.
- Rinse thoroughly to remove all soap residue.
- Simply allow to dry.

STAINLESS STEEL PARTS

- Clean regularly with a dry cloth and some stainless steel cleaner.

F.A.Q.

Q: *Is the fabric 100% waterproof?*

A: With light rain you stay easily seated under the shade. The fabric is slightly slanted in opened position. With heavy rain, the canvas lets through only a little bit of water. This is typical for the fabric and necessary, because the fabric should be able to ventilate.

Q: *Can you remove the fabric for washing?*

A: We do not advise this but it is possible. In the first place, you should close the shade when you do not use it and protect it with its cover. This protects the shade from getting dirty.

Q: *How wind resistant is the shade?*

A: Tests in a windtunnel have shown that the shade withstands wind speeds up to 6 on the Beaufort scale (49 km/h). Still, we strongly advise to close it sooner (from 4 on the Beaufort scale is the rule of thumb (28 km/h)).

Q: *Do you need to use a shade cover?*

A: The cover is needed to protect and fix the shade when not in use. Protect your shade from polluted rain, bird droppings, dust and heavy winds to avoid marks or stains on the shade fabric.

Warnings

General

- Do not use any sharp tools to open the packaging.
- We strongly advise against using power tools.
- Tripping hazard, mind your step.
- Do not put out cigarettes on the shade.
- Not graffiti proof.
- Do not leave children unattended whilst playing on the shade.
- Colors can differ over years and from batch to batch.

Product

- Do not drag the shade, but carry it with minimum 2 people.
- Anchoring the product has to be done by qualified people.
- For anchoring: use suitable bolts or screws from a specialized store depending on the material your terrace is made of.

- In case of strong winds or if it is not being used, close the shade and tilt the latches downwards. Put the protective cover over the shade to prevent it from blowing open or getting dirty.
- For ventilation purposes, the cover is not 100% water proof.
- Store the shade when not in use for a long time as follows: completely dry and in a dry environment.
- Do not leave the shade closed for a long time when the shade fabric is still damp or wet.
- Do not leave the shade unattended when opened.
- Tests in a windtunnel have shown that the shade withstands wind speeds up to 6 on the Beaufort scale (49 km/h). Still, we strongly advise to close it sooner (from 4 on the Beaufort scale is the rule of thumb (28 km/h)).
- We advise to position the shade in the direction of the wind, put the arm in a 5° à 10° angle.

Powder coating

- White powder coating requires more maintenance.
- Do not use abrasive scouring powders or scourers as they will scratch the surface.
- Color can fade to some extent when exposed to UV.
- Flame retarding - NEN-EN13501-1 A2-sl - Satisfying the same criteria as Class B for the SBI-test according to EN13823. In addition, under conditions of a fully developed fire these products will not significantly contribute to the fire load and fire growth.
- Dark colors can get very hot in sunny weather.

Sunbrella® fabric

- Not waterproof, store inside!
- Shake or brush off loose dirt immediately.
- UV color fastness: 7/8 (ISO 105-B02).

The content of this document, in particular the mentioned models, is protected by copyrights and/or design rights. The present document and its content is communicated to you for information purposes only. Any partial or total reproduction or any other use without our prior written permission is strictly prohibited. This technical sheet remains subject to possible changes. All dimensions are in **mm**, unless mentioned otherwise. Extremis is not responsible for the errors in the documentation of products. All measurements are approximate and are provided for informational purposes only.

**Tech
sheet**
20250519