

# Hopper bench AA

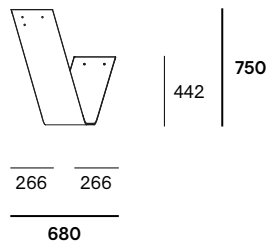
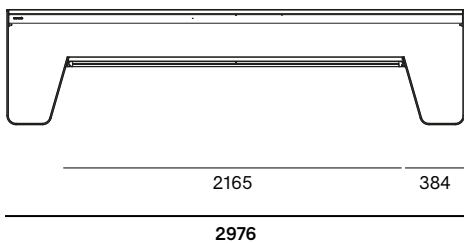
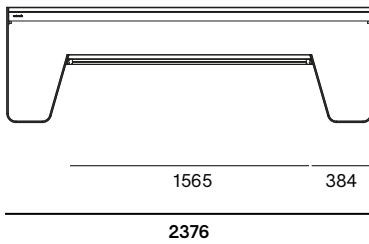

© Design by Dirk Wynants for Extremis, 2019

extremis®



## Dimensions

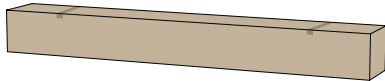
The Hopper bench AA is available in 2 lengths



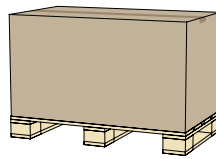
# Box dimensions

The Hopper bench AA comes in 2 boxes

Box 1: Tabletop & bench profiles



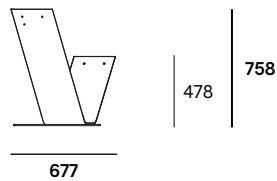
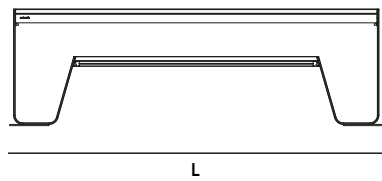
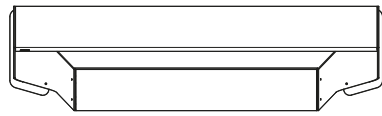
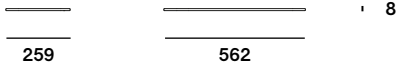
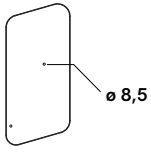
Box 2: Legs + mounting kit



| Box dimensions (mm)        |       | L    | W   | H   | Qty    | Volume (m3) | Gross weight (kg) | Net weight (kg) | Packaging weight (kg) |
|----------------------------|-------|------|-----|-----|--------|-------------|-------------------|-----------------|-----------------------|
| <b>Hopper bench AA 240</b> | Box 1 | 2400 | 330 | 270 | 1      | 0,21        | 62,90             | 58,90           | 4,00                  |
|                            | Box 2 | 1125 | 635 | 625 | 1      | 0,45        | 37,40             | 21,20           | 16,20                 |
|                            |       |      |     |     | total: | <b>0,66</b> | <b>100,30</b>     | <b>80,10</b>    | <b>20,20</b>          |
| <b>Hopper bench AA 300</b> | Box 1 | 3000 | 330 | 270 | 1      | 0,27        | 70,50             | 65,20           | 5,30                  |
|                            | Box 2 | 1125 | 635 | 625 | 1      | 0,45        | 37,40             | 21,20           | 16,20                 |
|                            |       |      |     |     | total: | <b>0,72</b> | <b>107,90</b>     | <b>86,40</b>    | <b>21,50</b>          |

## Stabilizing support

The stabilizing support is available in 1 dimensions



| Dimensions (mm)  | L    |
|------------------|------|
| Hopper bench 240 | 3426 |
| Hopper bench 300 | 3026 |

## Stabilizing support box

The stabilizing support comes in 1 box

Box 3: Stabilizing support




| Box dimensions (mm)               |       | L   | W   | H  | Qty | Volume (m <sup>3</sup> ) | Gross weight (kg) | Net weight (kg) | Packaging weight (kg) |
|-----------------------------------|-------|-----|-----|----|-----|--------------------------|-------------------|-----------------|-----------------------|
| Stabilizing support powder coated | Box 3 | 620 | 310 | 55 | 1   | 0,01                     | 16,80             | 16,40           | 0,40                  |

## Floor fastening

Hopper bench always comes with two anchoring holes per leg

When used freestanding with no stabilizing supports

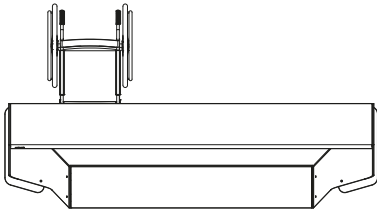
Mark the spots on the ground | Use the fixing media most suited to the type of ground on which you intend to install Hopper bench



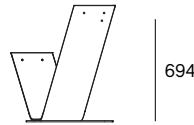
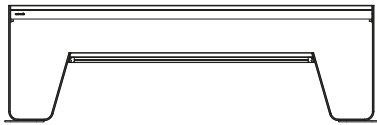
# Wheelchair accessibility dimensions

---

As specifications for wheelchair accessibility vary around the world, please review the dimensions below to ensure the measurements of each solution meet the specifications of your local requirements










Only accessible on side with no bench



# Materials & colors

Check price list or [www.extremis.com](http://www.extremis.com) for current materials & colors

## Tabletop, bench, legs & stabilizing support

|  |  |
|--|--|
|  | <b>Black (RAL9005)</b><br>Structured powder coating        |
|  | <b>Earth</b><br>Structured powder coating                  |
|  | <b>Beach beige (RAL1019)</b><br>Structured powder coating  |
|  | <b>Off white (RAL9002)</b><br>Structured powder coating    |
|  | <b>Verdigris</b><br>Structured powder coating              |
|  | <b>Reed green (RAL6013)</b><br>Structured powder coating   |
|  | <b>Copper brown (RAL8004)</b><br>Structured powder coating |



| Materials   | Key facts   | Thickness | Layer thickness | Density                                | In/outdoor       | Water | UV color fastness   | Flame retarding         |
|---|---|-----------|-----------------|--|------------------|-------|---|-------------------------|
|   |   | mm        | micron          |  |                  |       |   |                         |
| Structured powder coated aluminium tabletop, bench & legs | <ul style="list-style-type: none"> <li>A technique of applying dry paint to a part</li> <li>Electrostatically charged and sprayed onto the object</li> <li>More scratch-resistant than non structured powder coating</li> </ul> | 8         | 50 - 100        | 2,70 10 <sup>3</sup> kg/m <sup>3</sup> | Outdoor & indoor | n.a.  | Very good: color can fade to some extent when exposed to UV | NEN -EN13501-1 A2-s1 ** |
| Structured powder coated zinc steel stabilizing support   | <ul style="list-style-type: none"> <li>A technique of applying dry paint to a part</li> <li>Electrostatically charged and sprayed onto the object</li> <li>More scratch-resistant than non structured powder coating</li> </ul> | 8         | 50 - 100        | 2,70 10 <sup>3</sup> kg/m <sup>3</sup> | Outdoor & indoor | n.a.  | Very good: color can fade to some extent when exposed to UV | NEN -EN13501-1 A2-s1 ** |

**NEN-EN13501-1 A2-s1**

Satisfying the same criteria as class B for the SBI-test according to EN 13823. In addition, under conditions of a fully developed fire these products will not significantly contribute to the fire load and fire growth







# Warranty

Our quality promise, made solid. Material based warranty.

Each material has unique properties, and the warranty covers issues specific to each. Steel should not rust, coatings should not peel, and wood should not rot. We have outlined the warranty coverage for all materials in our Warranty Chart for your convenience.

Based on our 30 years of expertise with wood, fabrics and metals, we now offer 5 to 15 years warranty.

|   |   |
|---|---|
| <p><b>15 — YEAR</b></p>  | <p><b>GALVANIZED STEEL</b><br/>         Enjoy an impressive 15-year warranty on all galvanized steel parts. We proudly use this exceptional Cradle to Cradle certified technique to protect steel from rusting, incorporating it into nearly all our designs.</p>                                   |
| <p><b>5 — YEAR</b></p>  | <p><b>COATED METALS, STAINLESS STEEL, WOOD AND SUNBRELLA</b><br/>         We offer a comprehensive 5-year warranty on all powder coated metal parts, stainless steel components, wooden parts, and Sunbrella fabrics. This extension ensures that all key materials of our products are covered</p> |

|   |  |  |  |  |  |  |
|---|---|---|---|--|---|---|
|   | Galvanized steel  | Stainless steel   | Coated metals   | Wood species   | Sunbrella fabrics   | Other materials   |
| Structural — Functional   | <b>15 years</b>   | <b>5 years</b>  | <b>5 years</b>  | <b>5 years</b>   | <b>5 years</b>  | <b>2 years</b>  |
| Rust  | <b>15 years</b>   | <b>5 years</b>  | <b>5 years</b>  |  |   |   |
| Wood rot  |   |   |   | <b>5 years</b>   |   |   |
| Cracks  |   |   |   | <b>5 years</b><br>for cracks > 4 mm  |   |   |
| Terms apply: Please read our commercial warranty statement <a href="#">here</a> |   |   |   |  |   |   |

## Good to know

- 'Hopper' stands for 'Hop Picker', because the range is inspired by hop gardens, harvests and beer fests.
- The Hopper bench legs are cut out of an aluminium or metal sheet nearly without any loss of material.

## Floor fastening

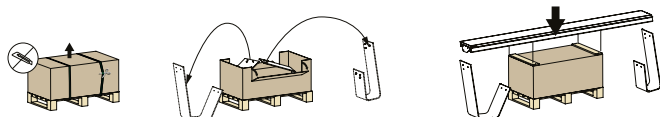
Hopper bench AA always has two anchoring holes per leg (ø 12mm), to be fixed with bolts.



## Important

Use our packaging material for better support to attach the legs to the tabletop.

1. Leave the box on the pallet.
2. Remove the lid of the box.
3. Take the legs out of the box.
4. Put the lid back on the box.
5. Put the tabletop on top of the box.
6. Assemble the Hopper bench AA.



## Maintenance

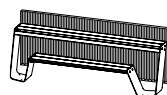
[www.extremis.com/maintenance](http://www.extremis.com/maintenance)

### POWDER COATED PARTS

- Use Extremis multi cleaner, a 100% biodegradable detergent or common kitchen cleaning products. Avoid using aggressive products. These surfaces are best cleaned with a neutral cleaning product diluted in water.

## Applications


Against a balustrade or against a wall.



Freestanding (anchored to the floor)



Freestanding with stabilizing supports



## Warnings ⚠

### General

- Do not use any sharp tools to open the packaging.
- We strongly advise against using power tools.
- Tripping hazard, mind your step.
- Do not put out cigarettes on the table.
- Not graffiti proof.
- Do not leave children unattended whilst playing on the table.
- To avoid danger of suffocation, keep plastic bags away from babies and children.
- Colors can differ over years and from batch to batch.

### Product

- Do not drag the bench, but carry it with minimum 2 people.

- The packaging material of the legs must stay intact, you need it to attach the legs to the tabletop.
- 240 cm: max. 5 people or 400 kg per bench - 300 cm: max. 6 people or 480 kg per bench.
- Regularly clean the flat surface of the legs.
- Always fix the Hopper bench to the ground when you are not using the stabilizing supports.
- The bench allows you to sit on the tabletop.

### Powder coating

- White powder coating requires more maintenance.
- Do not use abrasive scouring powders or scourers as they will scratch the surface.
- Color can fade to some extent when exposed to UV.
- Flame retarding - NEN-EN13501-1 A2-sl - Satisfying the same criteria as Class B for the

SBI-test according to EN13823. In addition, under conditions of a fully developed fire these products will not significantly contribute to the fire load and fire growth.

- Dark colors can get very hot in sunny weather.