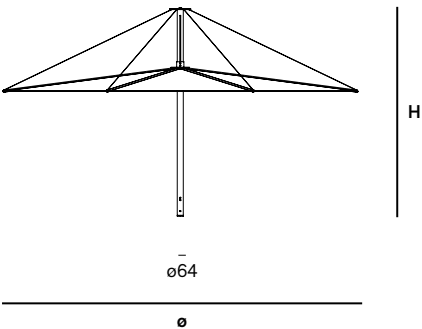
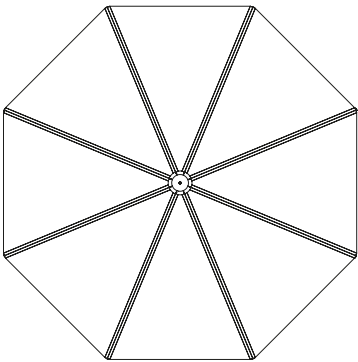




Dimensions

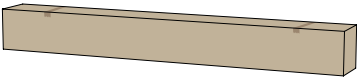
The Inumbra is available in two dimensions



Box dimensions

The Inumbra comes in 1 box

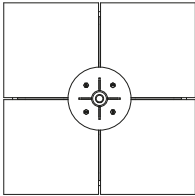
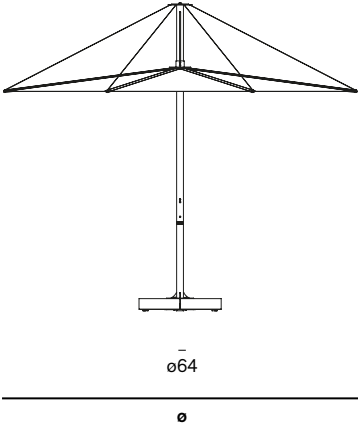
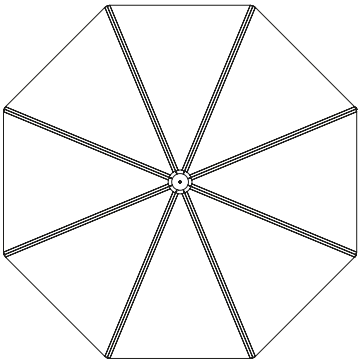
Box 1: Inumbra + cover



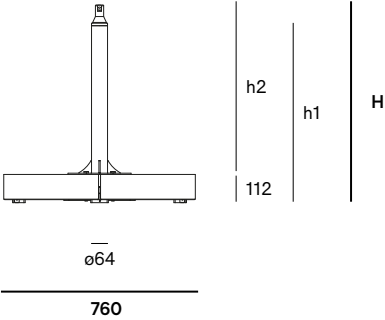
Dimensions (mm)	ø	H
Inumbra medium	3500	2024
Inumbra large	4000	2184

Box dimensions (mm)		L	W	H	Qty	Volume (m3)	Gross weight (kg)	Net weight (kg)	Packaging weight (kg)
Inumbra medium	Box 1	2260	260	260	1	0,15	33,80	30,20	3,60
Inumbra large	Box 1	2260	260	260	1	0,15	38,00	35,20	2,80

With concrete base



Dimensions (mm)	H	h1	h2
Concrete base low	784	712	672
Concrete base high	884	812	772



Dimensions (mm)	ø	H	h1	h2
Medium with concrete base low	3500	2738	1930	712
Large with concrete base low	4000	2898	2034	712
Medium with concrete base high	3500	2838	2030	812
Large with concrete base high	4000	2998	2134	812

## Box dimensions

The concrete base comes in 3 boxes

Box 2: Concrete block (x1)



Box 3: Frame

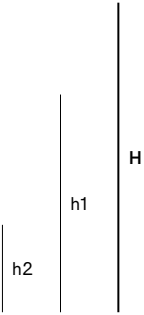

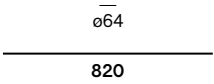
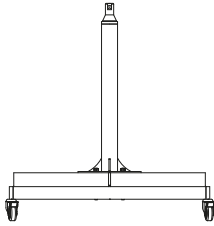
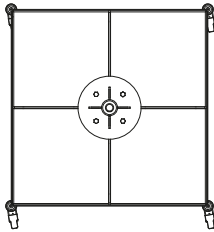
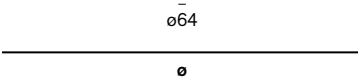
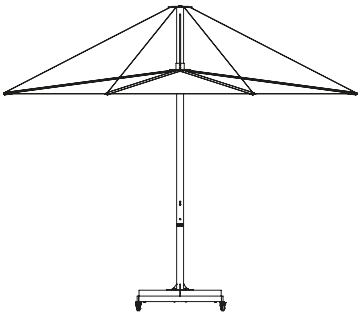
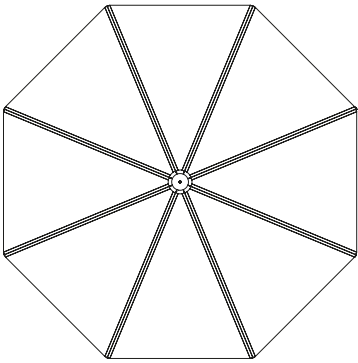


Box 4: Parasol base (floor fastening)



Box dimensions (mm)		L	W	H	Qty	Volume (m3)	Gross weight (kg)	Net weight (kg)	Packaging weight (kg)
Concrete base low	Box 2	376	376	100	4	0,06	120,00	114,00	6,00
	Box 3	720	310	130	1	0,03	7,20	6,50	0,70
	Box 4	780	390	330	1	0,10	7,40	5,00	2,40
Total:					0,19	134,60	125,50	9,10	
Concrete base high	Box 2	376	376	100	4	0,06	120,00	114,00	6,00
	Box 3	720	310	130	1	0,03	7,20	6,50	0,70
	Box 4	780	390	330	1	0,10	7,60	5,20	2,40
Total:					0,19	134,80	125,70	9,10	

With concrete wheel base



Dimensions (mm)	ø	H	h1	h2
Medium with concrete wheel base	3500	2817	2009	790
Large with concrete wheel base	4000	2977	2169	790

## Box dimensions

The concrete wheel base comes in 3 boxes

Box 2: Concrete block (x1)



Box 4: Parasol base (floor fastening)

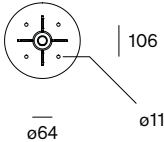
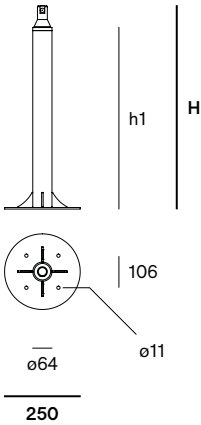
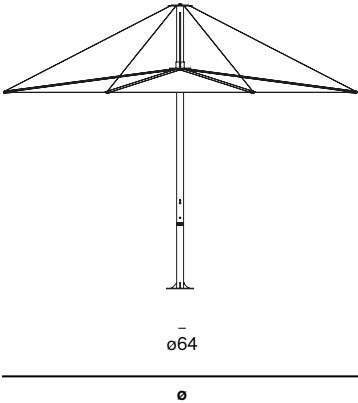
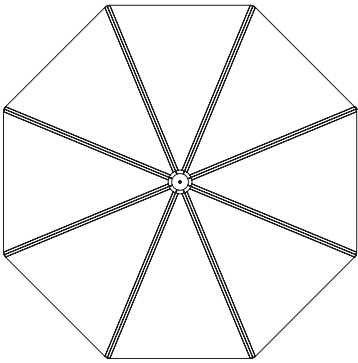


Box 5: Frame



Box dimensions (mm)		L	W	H	Qty	Volume (m3)	Gross weight (kg)	Net weight (kg)	Packaging weight (kg)
Concrete wheel base	Box 2	376	376	100	4	0,06	120,00	114,00	6,00
	Box 4	780	390	330	1	0,10	7,40	5,00	2,40
	Box 5	850	850	150	1	0,11	22,40	21,00	1,40
Total:						0,27	149,80	140,00	9,80

With floor fastening



Dimensions (mm)	H	h1
Floor fastening low	672	600
Floor fastening high	772	700

Dimensions (mm)	ø	H	h1	h2
Medium with floor fastening low	3500	2627	1819	600
Large with floor fastening low	4000	2786	1922	600
Medium with floor fastening high	3500	2727	1919	700
Large with floor fastening high	4000	2886	2022	700

## Box dimensions

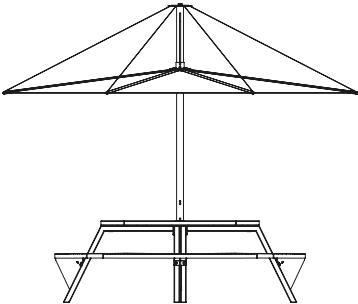
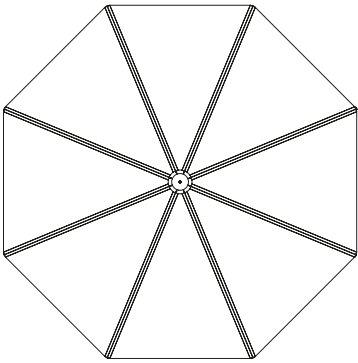
The floor fastening comes in 1 box

[Box 4](#): Parasol base (floor fastening)



Box dimensions (mm)		L	W	H	Qty	Volume (m3)	Gross weight (kg)	Net weight (kg)	Packaging weight (kg)
Floor fastening low	Box 4	780	390	330	1	0,10	7,40	5,00	2,40
Floor fastening high	Box 4	780	390	330	1	0,10	7,60	5,20	2,40

With Gargantua



h2

H

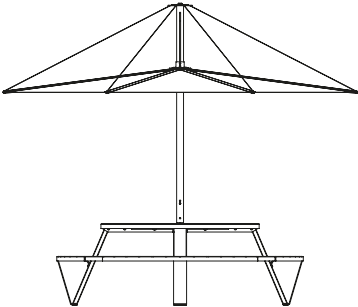
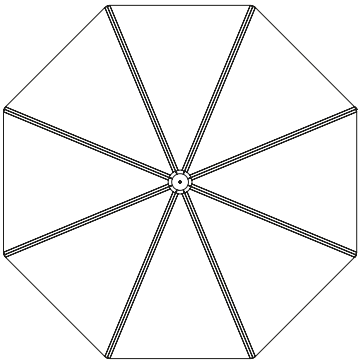
h1

ø64

ø

Dimensions (mm)	ø	H	h1	h2
Medium with Gargantua	3500	2740	1932	1182
Large with Gargantua	4000	2900	2036	1206

With Pantagruel picnic



h2

H

h1

ø64

ø

Dimensions (mm)	ø	H	h1	h2
Medium with Pantagruel picnic	3500	2770	1961	1214
Large with Pantagruel picnic	4000	2930	1986	1239

# Materials & colors


Check price list or [www.extremis.com](http://www.extremis.com) for current materials & colors

## Pole (Medium) & parasol bases



Stainless steel 316


## Fabric



White



Taupe




Black

## Pole (Large)



Stainless steel 316



Black (RAL9005)  
Structured powder coating



Earth  
Structured powder coating



Beach beige (RAL1019)  
Structured powder coating



Off white (RAL9002)  
Structured powder coating



Materials	Key facts	Thickness mm	Layer thickness micron	Density	In/outdoor	Water	UV color fastness	Flame retarding
High-tech polyester fabric	<ul style="list-style-type: none"> <li>High UV resistance and ultra strong</li> <li>Low weight / high tear strength</li> <li>Long-term appearance</li> </ul>	0,37	n.a.	250 g/m <sup>2</sup>	Outdoor	The fabric has a water column of 350 mm (EN 20811)	7/8 (ISO 105-B02)	/
Stainless steel pole	<ul style="list-style-type: none"> <li>High rust resistance</li> <li>Periodical maintenance required</li> </ul>	2 - 5	n.a.	8,00 10 <sup>3</sup> kg/m <sup>3</sup>	Outdoor	n.a.	Very good	NEN-EN13501-1 A1 *
Structured powder coated stainless steel pole (Large only)	<ul style="list-style-type: none"> <li>Easy to clean</li> <li>Stainless steel (for protection against rust), then powder coated</li> <li>More scratch-resistant than non structured powder coated</li> </ul>	2	80	8,00 10 <sup>3</sup> kg/m <sup>3</sup>	Outdoor	n.a.	Very good: color can fade to some extent when exposed to UV	NEN-EN13501-1 A1 *
Concrete base	<ul style="list-style-type: none"> <li>Made under high pressure</li> <li>Matt and porous</li> </ul>	100	n.a.	2,10 10 <sup>3</sup> kg/m <sup>3</sup>	Outdoor	n.a.	Very good	NEN-EN13501-1 A1 *
Hot dip galvanized steel base for concrete (wheel) base	<ul style="list-style-type: none"> <li>Most durable method for protecting metal from rusting</li> <li>Protective layer</li> <li>Very long life span</li> <li>100% recyclable</li> <li>Cradle to Cradle Certified™</li> </ul>	2 - 10	50 - 100	7,50 10 <sup>3</sup> kg/m <sup>3</sup>	Outdoor	n.a.	Very good, galvanization will however become less shiny when used outdoors	NEN-EN13501-1 A1 *
Cover	<ul style="list-style-type: none"> <li>100% polyester</li> <li>Polyuréthane coating</li> <li>Breathable, so not 100% waterproof</li> </ul>	0,50	n.a.	240 g/m <sup>2</sup>	Outdoor	Water repellent & breathable	6-8/8 (ISO 105-B02)	/

NEN-EN13501-1 A1

Class A1 products will not contribute to fire in any stage, including fully developed fire. For this reason, they are assumed to be capable of satisfying all requirements of all lower classes as well.







# Warranty

Our quality promise, made solid. Material based warranty.

Each material has unique properties, and the warranty covers issues specific to each. Steel should not rust, coatings should not peel, and wood should not rot. We have outlined the warranty coverage for all materials in our Warranty Chart for your convenience.

Based on our 30 years of expertise with wood, fabrics and metals, we now offer 5 to 15 years warranty.

<div>15 — YEAR</div> <div></div>	<div>GALVANIZED STEEL</div> <div>Enjoy an impressive 15-year warranty on all galvanized steel parts. We proudly use this exceptional Cradle to Cradle certified technique to protect steel from rusting, incorporating it into nearly all our designs.</div>
<div>5 — YEAR</div> <div></div>	<div>COATED METALS, STAINLESS STEEL, WOOD AND SUNBRELLA</div> <div>We offer a comprehensive 5-year warranty on all powder coated metal parts, stainless steel components, wooden parts, and Sunbrella fabrics. This extension ensures that all key materials of our products are covered</div>

						
	Galvanized steel	Stainless steel	Coated metals	Wood species	Sunbrella fabrics	Other materials
Structural — Functional	15 years	5 years	5 years	5 years	5 years	2 years
Rust	15 years	5 years	5 years			
Wood rot				5 years		
Cracks				5 years for cracks > 4 mm		
Terms apply: Please read our commercial warranty statement <a href="#">here</a>						

## Good to know

- The diameter of the pole is is ø63,5 mm.
- The parasol cover is included.
- Inumbra combines perfectly with Gargantua or Pantagruel.



With Gargantua



With Pantagruel picnic

## F.A.Q.

**Q:** *Is the fabric 100% waterproof?*

**A:** With light rain you stay easily seated under the parasol. The fabric is slightly slanted in opened position. With heavy rain, the canvas lets through only a little bit of water. This is typical for the fabric and necessary, because the fabric should be able to ventilate.

**Q:** *Can you remove the fabric for washing?*

**A:** We do not advise this but it is possible. In the first place, you should close the parasol when you do not use it and protect it with its cover. This protects the parasol from getting dirty.

**Q:** *How resistant is the parasol?*

**A:** Tests in a windtunnel have shown that the shade withstands wind speeds up to 8 on the Beaufort scale (74 km/h). Still, we strongly advise to take of the fabric sooner (from 6 on the Beaufort scale is the rule of thumb (49 km/h)).

**Q:** *Do you need to use a parasol cover?*

**A:** The cover is needed to protect and fix the parasol when not in use. Protect your parasol from polluted rain, bird droppings, dust and heavy winds to avoid marks or stains on the parasol fabric.

## Maintenance

[www.extremis.com/maintenance](http://www.extremis.com/maintenance)

### PARASOL FABRIC

- Shake or brush off loose dirt immediately.
- Spray Extremis Multi Cleaner.
- Use a soft brush and make circular movements.
- Let the suds soak in for a moment.
- Rinse thoroughly to remove all soap residue.
- Simply allow to dry.

### STAINLESS STEEL

- Clean regularly with a dry cloth and some stainless steel cleaner.

### POWDER COATED PARTS

- Use Extremis multi cleaner, a 100% biodegradable detergent or common kitchen cleaning products. Avoid using aggressive products. These surfaces are best cleaned with a neutral cleaning product diluted in water.

## Floor fastening

Inumbra comes with an optional floor anchoring set and an assembly for permanent fixation into a concrete foundation.

## Warnings ⚠

### General

- Do not use any sharp tools to open the packaging.
- We strongly advise against using power tools.
- Tripping hazard, mind your step.
- Do not put out cigarettes on the parasol.
- Not graffiti proof.
- To avoid danger of suffocation, keep plastic bags away from babies and children.
- Colors can differ over years and from batch to batch.

### Product

- Do not leave the parasol unattended when opened.
- Anchoring the product has to be done by qualified people.
- For anchoring: use suitable bolts or screws from a specialized store depending on the material your terrace is made of.
- There is a 5mm gap between the parasol tube and the tube installed on the concrete base in order to ensure a proper fixation. As a result, the parasol will not be able to loosen by movement.
- If you hear the cables whistling due to heavy wind or if you are not using the parasol, close it and use the cover to avoid the parasol from opening or getting dirty.
- For ventilation purposes, the cover is not 100% waterproof.
- Ask for assistance when closing the parasol in strong winds. Opposite the wind's direction, at least one person needs to guide the parasol's

spines downwards in order to avoid the parasol from blowing open fiercely halfway down.

- Store the parasol when not used for a long time as follows: vertically, completely dry and in a dry environment.
- Do not leave closed if not completely dry. Do not leave the parasol closed for a long time when the parasol fabric is still damp or wet.
- The fabric can be removed for washing but we do not advise this. In the first place, you should close the parasol when you do not use it and protect it with its cover. This protects the parasol from getting dirty.
- Tests in a windtunnel have shown that the shade withstands wind speeds up to 8 on the Beaufort scale (74 km/h) when anchored to the floor. Still, we strongly advise to take of the fabric sooner (from 6 on the Beaufort scale is the rule of thumb (49 km/h)).

### High-tech polyester

- Shake or brush off loose dirt immediately.
- Do not use any aggressive detergents as they will remove the protective coating of the fabric.
- We strongly advise you not to use a high-pressure hose for cleaning.

### Stainless steel

- Very good UV color fastness.
- Flame retarding: NEN-EN13501-1 A1 - Class A1 products will not contribute to fire in any stage,

including fully developed fire. For this reason, they are assumed to be capable of satisfying all requirements of all lower classes as well.

- Watch out, stainless steel isn't entirely rustproof! Be sure to avoid contact with iron objects. If it does show signs of rust, clean with rust remover as quickly as possible.

### Powder coating

- White powder coating requires more maintenance.
- Do not use abrasive scouring powders or scourers as they will scratch the surface.
- Color can fade to some extent when exposed to UV.
- Flame retarding - NEN-EN13501-1 A2-sl - Satisfying the same criteria as Class B for the SBI-test according to EN13823. In addition, under conditions of a fully developed fire these products will not significantly contribute to the fire load and fire growth.
- Dark colors can get very hot in sunny weather.

### Concrete

- Matt and porous.
- Very good UV color fastness.
- Flame retarding: NEN-EN13501-1 A1 - Class A1 products will not contribute to fire in any stage, including fully developed fire. For this reason, they are assumed to be capable of satisfying all requirements of all lower classes as well.